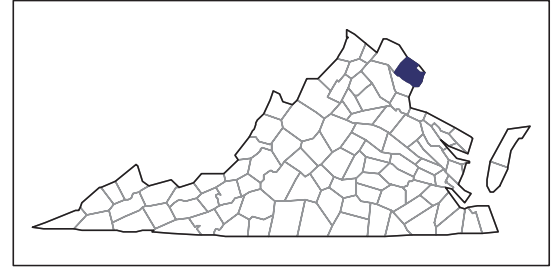


2007 CENSUS OF AGRICULTURE



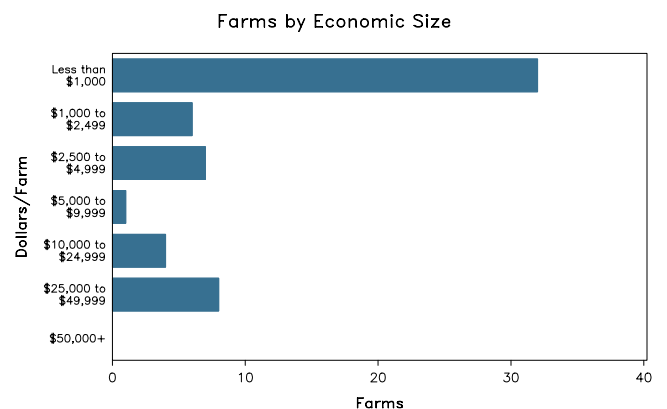
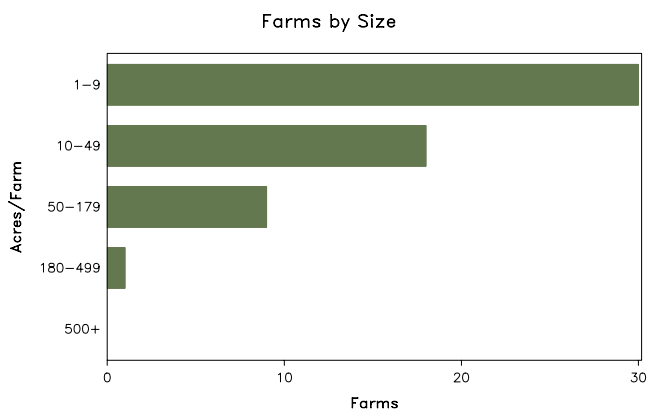
Fairfax County – Virginia

Farms with Women Principal Operators Compared with All Farms

	Women Principal Operators	All Farms
Number of Farms	58	166
Land in Farms	2,091 acres	7,031 acres
Average Size of Farm	36 acres	42 acres
Market Value of Products Sold	\$376,000	\$1,993,000
Crop Sales	\$261,000	\$1,712,000
Livestock Sales	\$115,000	\$281,000
Average Per Farm	\$6,480	\$12,006
Government Payments	\$3,000	\$12,000
Average Per Farm Receiving Payments	\$619	\$784

See footnotes on reverse page.

Farms with Women Principal Operators



2007 CENSUS OF AGRICULTURE

Fairfax County – Virginia Farms with Women Principal Operators

Selected Highlights

Item	Farms	Quantity
MARKET VALUE OF AGRICULTURAL PRODUCTS SOLD (\$1,000)		
Total value of agricultural products sold	58	376
Value of crops including nursery and greenhouse	15	261
Value of livestock, poultry, and their products	15	115
VALUE OF SALES BY COMMODITY GROUP (\$1,000)		
Grains, oilseeds, dry beans, and dry peas	3	(D)
Tobacco	-	-
Cotton and cottonseed	-	-
Vegetables, melons, potatoes and sweet potatoes	2	(D)
Fruits, tree nuts, and berries	-	-
Nursery, greenhouse, floriculture, and sod	7	176
Cut Christmas trees and short rotation woody crops	-	-
Other crops and hay	7	28
Poultry and eggs	7	(D)
Cattle and calves	3	10
Milk and other dairy products from cows	1	(D)
Hogs and pigs	1	(D)
Sheep, goats, and their products	1	(D)
Horses, ponies, mules, burros, and donkeys	6	91
Aquaculture	-	-
Other animals and other animal products	2	(D)
TOP CROP ITEMS (acres)		
Forage - land used for all hay and haylage, grass silage, and greenchop	7	170
Sorghum for grain	1	(D)
Wheat for grain, all	1	(D)
Soybeans for beans	2	(D)
Floriculture crops, total	6	15
TOP LIVESTOCK INVENTORY ITEMS (number)		
Horses and ponies	36	510
Layers	8	140
Quail	1	(D)
Alpacas	2	(D)
Goats, all	9	(D)

Operator Characteristics

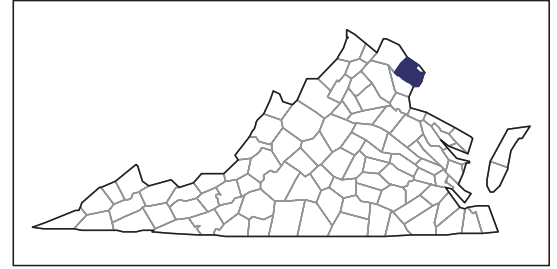
Item	Quantity
Primary occupation:	
Farming	26
Other	32
Days worked off farm:	
None	32
Any	26
Years on present farm:	
2 years or less	2
3 to 4 years	8
5 to 9 years	12
10 years or more	36
Age group:	
Under 45 years	11
45 to 64 years	37
65 years and over	10
Average age of principal operator (years)	55.2

Economic Characteristics

Item	Quantity
Farms by value of sales:	
Less than \$1,000	33
\$1,000 to \$2,499	7
\$2,500 to \$4,999	5
\$5,000 to \$9,999	1
\$10,000 to \$49,999	12
\$50,000 to \$99,999	-
\$100,000 to \$249,999	-
\$250,000 to \$499,999	-
\$500,000 or more	-
Total farm production expenses (\$1,000)	1,984
Average per farm (\$)	34,209
Net cash farm income of operation (\$1,000)	-678
Average per farm (\$)	-11,691
Value of agricultural products sold directly to individuals for human consumption (\$1,000)	(D)
Total organic product sales (\$1,000)	(D)
Total income from farm-related sources, gross before taxes and expenses (\$1,000)	(D)

See "Census of Agriculture, Volume 1, Geographic Area Series" for complete footnotes, explanations, definitions, and methodology.
(D) Cannot be disclosed. (Z) Less than half of the unit shown.

2007 CENSUS OF AGRICULTURE



Fairfax County – Virginia

Farms with Spanish, Hispanic, or Latino Operators Compared with All Farms

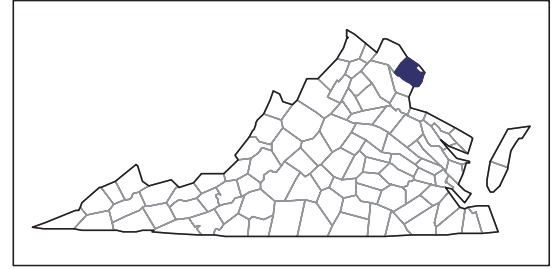
Data are not available at this geographic level for farms with Spanish, Hispanic, or Latino operators.



United States Department of Agriculture
National Agricultural Statistics Service

www.agcensus.usda.gov

2007 CENSUS OF AGRICULTURE



Fairfax County – Virginia

Farms with American Indian or Alaska Native Operators Compared with All Farms

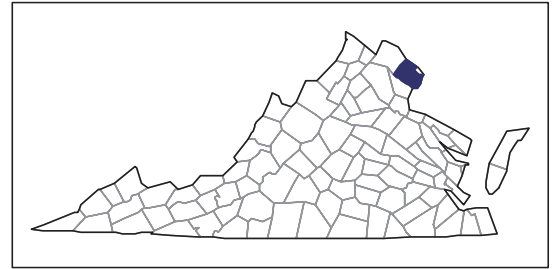
Data are not available at this geographic level for farms with American Indian or Alaska Native operators.



United States Department of Agriculture
National Agricultural Statistics Service

www.agcensus.usda.gov

2007 CENSUS OF AGRICULTURE



Fairfax County – Virginia

**Farms with Asian Operators
Compared with All Farms**

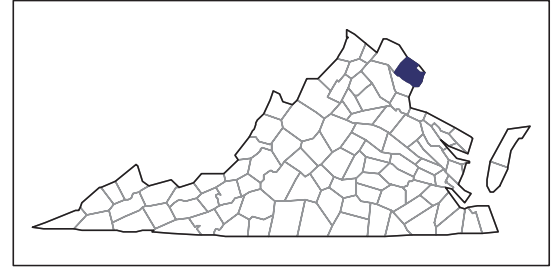
Data are not available at this geographic level for farms with Asian operators.



United States Department of Agriculture
National Agricultural Statistics Service

www.agcensus.usda.gov

2007 CENSUS OF AGRICULTURE



Fairfax County – Virginia

Farms with Black or African American Operators Compared with All Farms

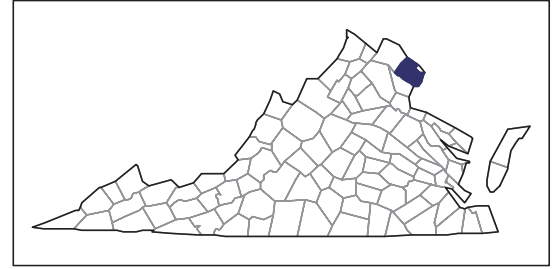
Data are not available at this geographic level for farms with Black or African American operators.



United States Department of Agriculture
National Agricultural Statistics Service

www.agcensus.usda.gov

2007 CENSUS OF AGRICULTURE



Fairfax County – Virginia

Farms with Native Hawaiian or Other Pacific Islander Operators Compared with All Farms

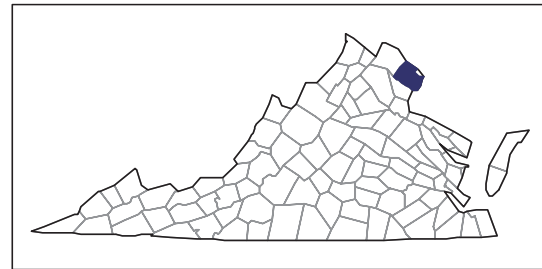
Data are not available at this geographic level for farms with Native Hawaiian or Other Pacific Islander operators.



United States Department of Agriculture
National Agricultural Statistics Service

www.agcensus.usda.gov

2007 CENSUS OF AGRICULTURE



Fairfax County – Virginia

**Farms with White Operators
Compared with All Farms**

Data are not available at this geographic level for farms with White operators.



United States Department of Agriculture
National Agricultural Statistics Service

www.agcensus.usda.gov

