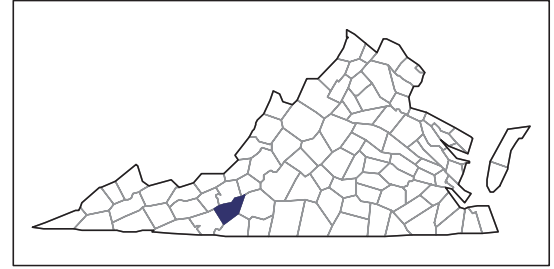


2007 CENSUS OF AGRICULTURE



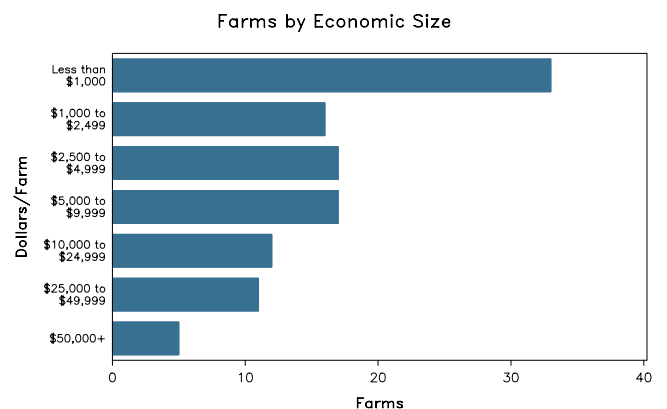
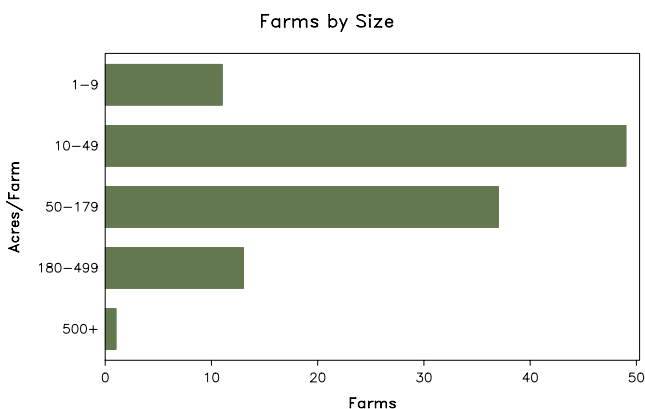
Floyd County – Virginia

Farms with Women Principal Operators Compared with All Farms

	Women Principal Operators	All Farms
Number of Farms	111	864
Land in Farms	8,810 acres	128,872 acres
Average Size of Farm	79 acres	149 acres
Market Value of Products Sold	\$1,252,000	\$43,361,000
Crop Sales	\$519,000	\$18,727,000
Livestock Sales	\$733,000	\$24,634,000
Average Per Farm	\$11,282	\$50,186
Government Payments	\$4,000	\$182,000
Average Per Farm Receiving Payments	\$630	\$1,892

See footnotes on reverse page.

Farms with Women Principal Operators



2007 CENSUS OF AGRICULTURE

Floyd County – Virginia Farms with Women Principal Operators

Selected Highlights

Item	Farms	Quantity
MARKET VALUE OF AGRICULTURAL PRODUCTS SOLD (\$1,000)		
Total value of agricultural products sold	111	1,252
Value of crops including nursery and greenhouse	42	519
Value of livestock, poultry, and their products	58	733
VALUE OF SALES BY COMMODITY GROUP (\$1,000)		
Grains, oilseeds, dry beans, and dry peas	-	-
Tobacco	1	(D)
Cotton and cottonseed	-	-
Vegetables, melons, potatoes and sweet potatoes	2	(D)
Fruits, tree nuts, and berries	2	(D)
Nursery, greenhouse, floriculture, and sod	10	285
Cut Christmas trees and short rotation woody crops	5	27
Other crops and hay	28	(D)
Poultry and eggs	8	(D)
Cattle and calves	34	374
Milk and other dairy products from cows	8	313
Hogs and pigs	-	-
Sheep, goats, and their products	6	8
Horses, ponies, mules, burros, and donkeys	11	26
Aquaculture	-	-
Other animals and other animal products	3	(D)
TOP CROP ITEMS (acres)		
Forage - land used for all hay and haylage, grass silage, and greenchop	56	1,338
Cut Christmas trees	6	(D)
Nursery stock	7	58
Short-rotation woody crops	2	(D)
Vegetables harvested for sale	2	(D)
TOP LIVESTOCK INVENTORY ITEMS (number)		
Cattle and calves	35	1,229
Horses and ponies	45	366
Layers	13	316
Sheep and lambs	6	176
Goats, all	14	102

Operator Characteristics

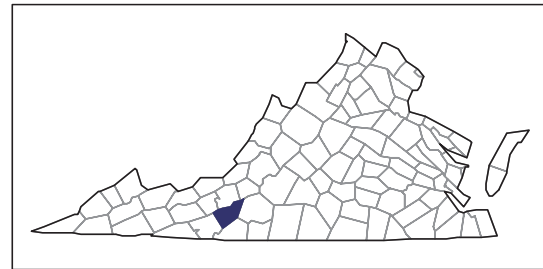
Item	Quantity
Primary occupation:	
Farming	55
Other	56
Days worked off farm:	
None	39
Any	72
Years on present farm:	
2 years or less	3
3 to 4 years	6
5 to 9 years	30
10 years or more	72
Age group:	
Under 45 years	10
45 to 64 years	58
65 years and over	43
Average age of principal operator (years)	61.5

Economic Characteristics

Item	Quantity
Farms by value of sales:	
Less than \$1,000	35
\$1,000 to \$2,499	14
\$2,500 to \$4,999	17
\$5,000 to \$9,999	17
\$10,000 to \$49,999	23
\$50,000 to \$99,999	4
\$100,000 to \$249,999	1
\$250,000 to \$499,999	-
\$500,000 or more	-
Total farm production expenses (\$1,000)	1,647
Average per farm (\$)	14,837
Net cash farm income of operation (\$1,000)	-355
Average per farm (\$)	-3,197
Value of agricultural products sold directly to individuals for human consumption (\$1,000)	(D)
Total organic product sales (\$1,000)	(D)
Total income from farm-related sources, gross before taxes and expenses (\$1,000)	35

See "Census of Agriculture, Volume 1, Geographic Area Series" for complete footnotes, explanations, definitions, and methodology.
(D) Cannot be disclosed. (Z) Less than half of the unit shown.

2007 CENSUS OF AGRICULTURE



Floyd County – Virginia

Farms with Spanish, Hispanic, or Latino Operators Compared with All Farms

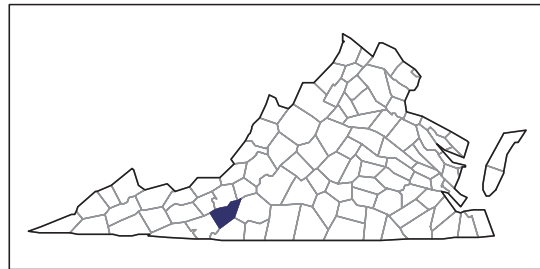
Data are not available at this geographic level for farms with Spanish, Hispanic, or Latino operators.



United States Department of Agriculture
National Agricultural Statistics Service

www.agcensus.usda.gov

2007 CENSUS OF AGRICULTURE



Floyd County – Virginia

Farms with American Indian or Alaska Native Operators Compared with All Farms

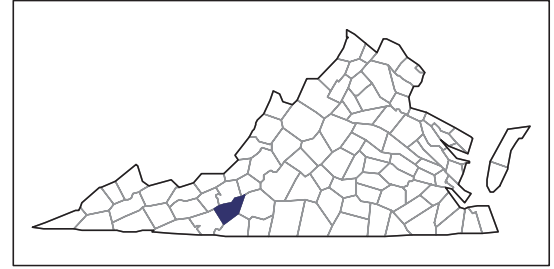
Data are not available at this geographic level for farms with American Indian or Alaska Native operators.



United States Department of Agriculture
National Agricultural Statistics Service

www.agcensus.usda.gov

2007 CENSUS OF AGRICULTURE



Floyd County – Virginia

**Farms with Asian Operators
Compared with All Farms**

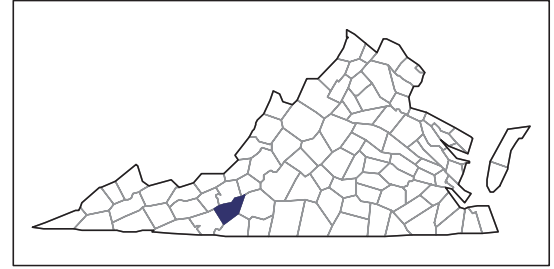
Data are not available at this geographic level for farms with Asian operators.



United States Department of Agriculture
National Agricultural Statistics Service

www.agcensus.usda.gov

2007 CENSUS OF AGRICULTURE



Floyd County – Virginia

Farms with Black or African American Operators Compared with All Farms

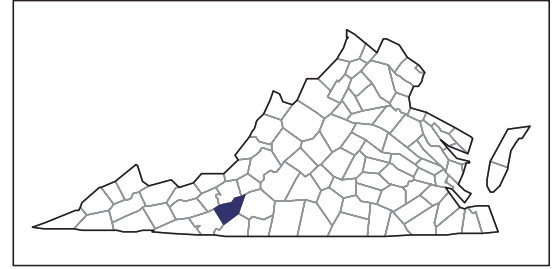
Data are not available at this geographic level for farms with Black or African American operators.



United States Department of Agriculture
National Agricultural Statistics Service

www.agcensus.usda.gov

2007 CENSUS OF AGRICULTURE



Floyd County – Virginia

Farms with Native Hawaiian or Other Pacific Islander Operators Compared with All Farms

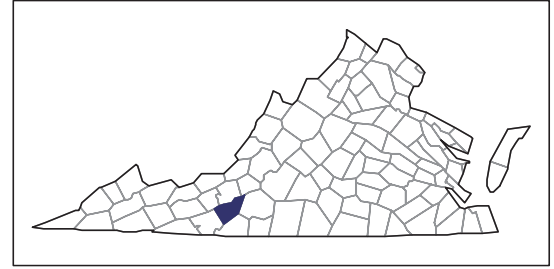
Data are not available at this geographic level for farms with Native Hawaiian or Other Pacific Islander operators.



United States Department of Agriculture
National Agricultural Statistics Service

www.agcensus.usda.gov

2007 CENSUS OF AGRICULTURE



Floyd County – Virginia

Farms with White Operators Compared with All Farms

Data are not available at this geographic level for farms with White operators.



United States Department of Agriculture
National Agricultural Statistics Service

www.agcensus.usda.gov

