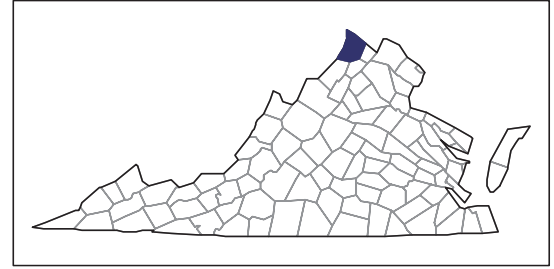


# 2007 CENSUS OF AGRICULTURE



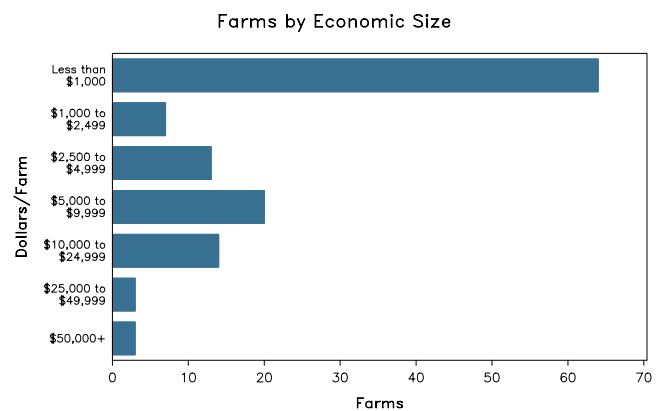
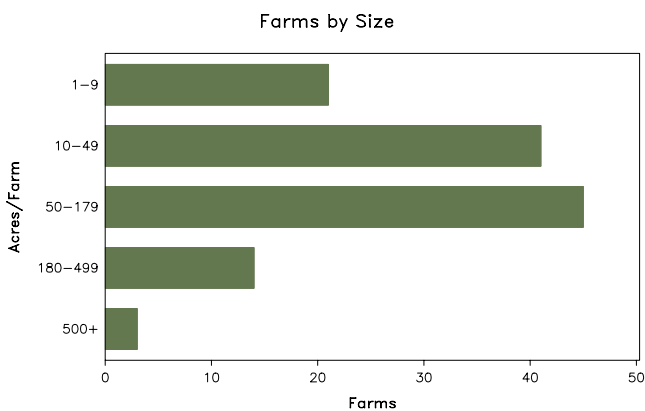
## Frederick County – Virginia

### Farms with Women Principal Operators Compared with All Farms

	Women Principal Operators	All Farms
<b>Number of Farms</b>	124	676
<b>Land in Farms</b>	11,569 acres	98,278 acres
<b>Average Size of Farm</b>	93 acres	145 acres
<b>Market Value of Products Sold</b>	\$927,000	\$27,957,000
Crop Sales	\$379,000	\$19,888,000
Livestock Sales	\$548,000	\$8,069,000
Average Per Farm	\$7,473	\$41,356
<b>Government Payments</b>	\$59,000	\$228,000
Average Per Farm Receiving Payments	\$11,826	\$4,662

See footnotes on reverse page.

### Farms with Women Principal Operators



# 2007 CENSUS OF AGRICULTURE

## Frederick County – Virginia Farms with Women Principal Operators

### Selected Highlights

Item	Farms	Quantity
<b>MARKET VALUE OF AGRICULTURAL PRODUCTS SOLD (\$1,000)</b>		
Total value of agricultural products sold	124	927
Value of crops including nursery and greenhouse	34	379
Value of livestock, poultry, and their products	50	548
<b>VALUE OF SALES BY COMMODITY GROUP (\$1,000)</b>		
Grains, oilseeds, dry beans, and dry peas	3	2
Tobacco	-	-
Cotton and cottonseed	-	-
Vegetables, melons, potatoes and sweet potatoes	3	2
Fruits, tree nuts, and berries	2	(D)
Nursery, greenhouse, floriculture, and sod	4	(D)
Cut Christmas trees and short rotation woody crops	-	-
Other crops and hay	24	92
Poultry and eggs	8	6
Cattle and calves	23	298
Milk and other dairy products from cows	2	(D)
Hogs and pigs	-	-
Sheep, goats, and their products	9	(D)
Horses, ponies, mules, burros, and donkeys	19	139
Aquaculture	-	-
Other animals and other animal products	3	1
<b>TOP CROP ITEMS (acres)</b>		
Forage - land used for all hay and haylage, grass silage, and greenchop	52	2,471
Apples	1	(D)
Field and grass seed crops, all	1	(D)
Corn for grain	3	15
Oats for grain	3	(D)
<b>TOP LIVESTOCK INVENTORY ITEMS (number)</b>		
Cattle and calves	49	1,126
Horses and ponies	78	581
Goats, all	16	135
Layers	7	105
Sheep and lambs	8	94

### Operator Characteristics

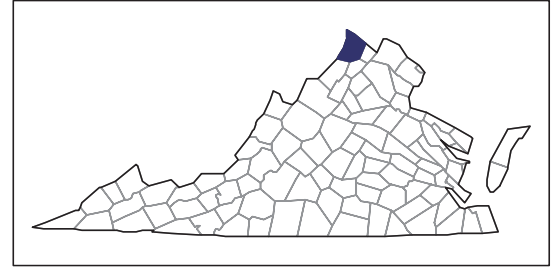
Item	Quantity
Primary occupation:	
Farming	51
Other	73
Days worked off farm:	
None	21
Any	103
Years on present farm:	
2 years or less	9
3 to 4 years	10
5 to 9 years	31
10 years or more	74
Age group:	
Under 45 years	30
45 to 64 years	63
65 years and over	31
Average age of principal operator (years)	55.0

### Economic Characteristics

Item	Quantity
Farms by value of sales:	
Less than \$1,000	66
\$1,000 to \$2,499	6
\$2,500 to \$4,999	13
\$5,000 to \$9,999	19
\$10,000 to \$49,999	17
\$50,000 to \$99,999	1
\$100,000 to \$249,999	2
\$250,000 to \$499,999	-
\$500,000 or more	-
Total farm production expenses (\$1,000)	2,209
Average per farm (\$)	17,813
Net cash farm income of operation (\$1,000)	-858
Average per farm (\$)	-6,921
Value of agricultural products sold directly to individuals for human consumption (\$1,000)	99
Total organic product sales (\$1,000)	(D)
Total income from farm-related sources, gross before taxes and expenses (\$1,000)	365

See "Census of Agriculture, Volume 1, Geographic Area Series" for complete footnotes, explanations, definitions, and methodology.  
(D) Cannot be disclosed. (Z) Less than half of the unit shown.

# 2007 CENSUS OF AGRICULTURE



## Frederick County – Virginia

### Farms with Spanish, Hispanic, or Latino Operators Compared with All Farms

Data are not available at this geographic level for farms with Spanish, Hispanic, or Latino operators.

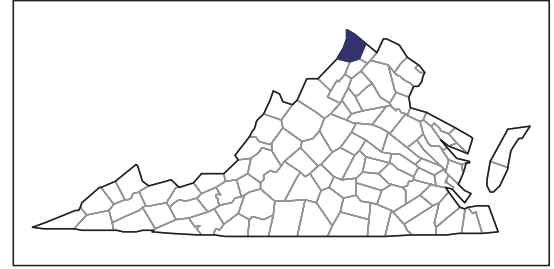


United States Department of Agriculture  
National Agricultural Statistics Service

[www.agcensus.usda.gov](http://www.agcensus.usda.gov)



# 2007 CENSUS OF AGRICULTURE



## Frederick County – Virginia

### Farms with American Indian or Alaska Native Operators Compared with All Farms

Data are not available at this geographic level for farms with American Indian or Alaska Native operators.

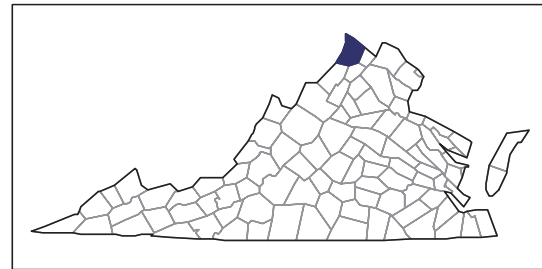


United States Department of Agriculture  
National Agricultural Statistics Service

[www.agcensus.usda.gov](http://www.agcensus.usda.gov)



# 2007 CENSUS OF AGRICULTURE



**Frederick County – Virginia**

**Farms with Asian Operators  
Compared with All Farms**

**Data are not available at this geographic level for farms with Asian operators.**



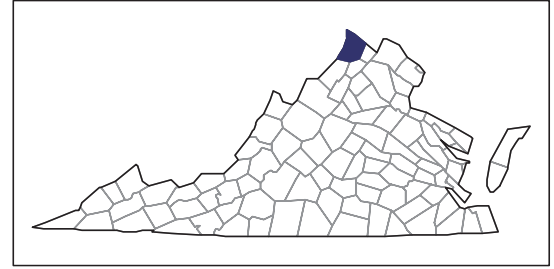
United States Department of Agriculture  
National Agricultural Statistics Service

[www.agcensus.usda.gov](http://www.agcensus.usda.gov)





# 2007 CENSUS OF AGRICULTURE



## Frederick County – Virginia

### Farms with Black or African American Operators Compared with All Farms

Data are not available at this geographic level for farms with Black or African American operators.

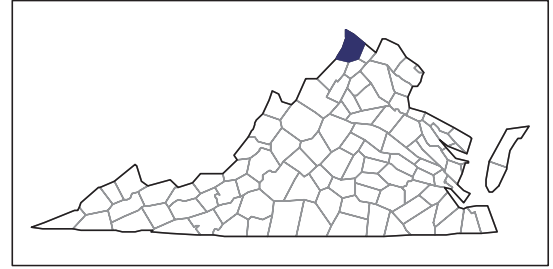


United States Department of Agriculture  
National Agricultural Statistics Service

[www.agcensus.usda.gov](http://www.agcensus.usda.gov)



# 2007 CENSUS OF AGRICULTURE



## Frederick County – Virginia

### Farms with Native Hawaiian or Other Pacific Islander Operators Compared with All Farms

Data are not available at this geographic level for farms with Native Hawaiian or Other Pacific Islander operators.

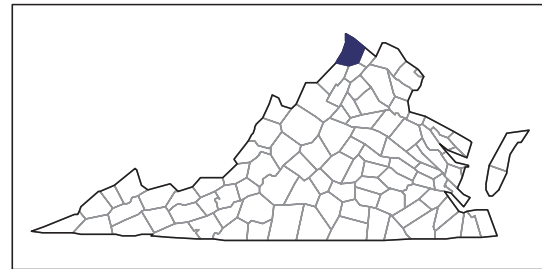


United States Department of Agriculture  
National Agricultural Statistics Service

[www.agcensus.usda.gov](http://www.agcensus.usda.gov)



# 2007 CENSUS OF AGRICULTURE



## Frederick County – Virginia

### Farms with White Operators Compared with All Farms

Data are not available at this geographic level for farms with White operators.



United States Department of Agriculture  
National Agricultural Statistics Service

[www.agcensus.usda.gov](http://www.agcensus.usda.gov)

