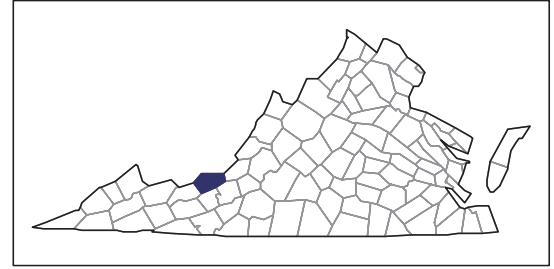


# 2007 CENSUS OF AGRICULTURE



## Giles County – Virginia

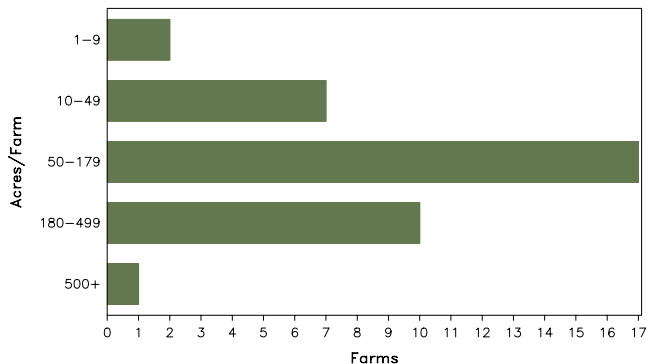
### Farms with Women Principal Operators Compared with All Farms

	Women Principal Operators	All Farms
<b>Number of Farms</b>	37	344
<b>Land in Farms</b>	5,483 acres	65,487 acres
<b>Average Size of Farm</b>	148 acres	190 acres
<b>Market Value of Products Sold</b>	\$384,000	\$5,031,000
Crop Sales	\$192,000	\$787,000
Livestock Sales	\$192,000	\$4,244,000
Average Per Farm	\$10,385	\$14,626
<b>Government Payments</b>	\$1,000	\$78,000
Average Per Farm Receiving Payments	\$173	\$1,942

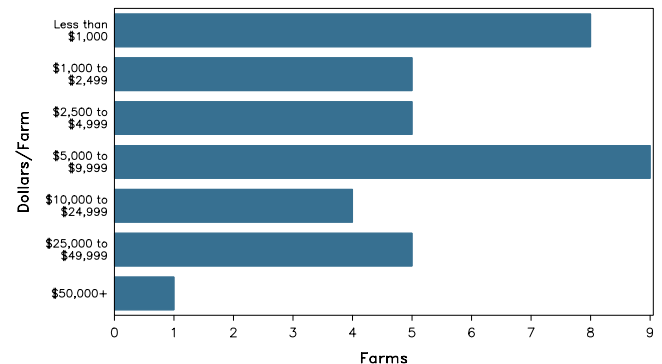
See footnotes on reverse page.

### Farms with Women Principal Operators

Farms by Size



Farms by Economic Size



# 2007 CENSUS OF AGRICULTURE

## Giles County – Virginia Farms with Women Principal Operators

### Selected Highlights

Item	Farms	Quantity
<b>MARKET VALUE OF AGRICULTURAL PRODUCTS SOLD (\$1,000)</b>		
Total value of agricultural products sold	37	384
Value of crops including nursery and greenhouse	13	192
Value of livestock, poultry, and their products	25	192
<b>VALUE OF SALES BY COMMODITY GROUP (\$1,000)</b>		
Grains, oilseeds, dry beans, and dry peas	-	-
Tobacco	-	-
Cotton and cottonseed	-	-
Vegetables, melons, potatoes and sweet potatoes	3	42
Fruits, tree nuts, and berries	3	(D)
Nursery, greenhouse, floriculture, and sod	3	(D)
Cut Christmas trees and short rotation woody crops	3	(D)
Other crops and hay	8	21
Poultry and eggs	3	2
Cattle and calves	17	152
Milk and other dairy products from cows	-	-
Hogs and pigs	-	-
Sheep, goats, and their products	6	23
Horses, ponies, mules, burros, and donkeys	6	14
Aquaculture	-	-
Other animals and other animal products	-	-
<b>TOP CROP ITEMS (acres)</b>		
Forage - land used for all hay and haylage, grass silage, and greenchop	23	516
Cut Christmas trees	3	(D)
Short-rotation woody crops	1	(D)
Vegetables harvested for sale	3	5
Pumpkins	3	5
<b>TOP LIVESTOCK INVENTORY ITEMS (number)</b>		
Cattle and calves	16	375
Sheep and lambs	4	216
Layers	3	108
Goats, all	6	95
Horses and ponies	14	71

### Operator Characteristics

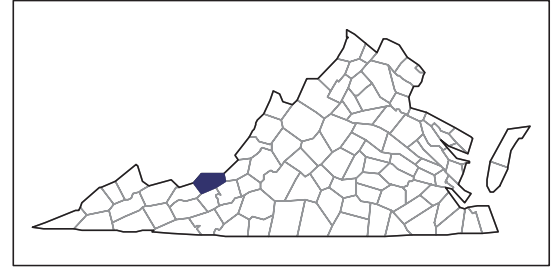
Item	Quantity
Primary occupation:	
Farming	12
Other	25
Days worked off farm:	
None	15
Any	22
Years on present farm:	
2 years or less	-
3 to 4 years	3
5 to 9 years	9
10 years or more	25
Age group:	
Under 45 years	10
45 to 64 years	15
65 years and over	12
Average age of principal operator (years)	55.3

### Economic Characteristics

Item	Quantity
Farms by value of sales:	
Less than \$1,000	8
\$1,000 to \$2,499	5
\$2,500 to \$4,999	5
\$5,000 to \$9,999	9
\$10,000 to \$49,999	9
\$50,000 to \$99,999	1
\$100,000 to \$249,999	-
\$250,000 to \$499,999	-
\$500,000 or more	-
Total farm production expenses (\$1,000)	372
Average per farm (\$)	10,054
Net cash farm income of operation (\$1,000)	40
Average per farm (\$)	1,090
Value of agricultural products sold directly to individuals for human consumption (\$1,000)	48
Total organic product sales (\$1,000)	(D)
Total income from farm-related sources, gross before taxes and expenses (\$1,000)	27

See "Census of Agriculture, Volume 1, Geographic Area Series" for complete footnotes, explanations, definitions, and methodology.  
(D) Cannot be disclosed. (Z) Less than half of the unit shown.

# 2007 CENSUS OF AGRICULTURE



## Giles County – Virginia

### Farms with Spanish, Hispanic, or Latino Operators Compared with All Farms

Data are not available at this geographic level for farms with Spanish, Hispanic, or Latino operators.

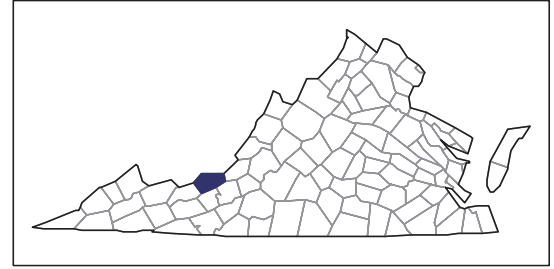


United States Department of Agriculture  
National Agricultural Statistics Service

[www.agcensus.usda.gov](http://www.agcensus.usda.gov)



# 2007 CENSUS OF AGRICULTURE



## Giles County – Virginia

### Farms with American Indian or Alaska Native Operators Compared with All Farms

Data are not available at this geographic level for farms with American Indian or Alaska Native operators.

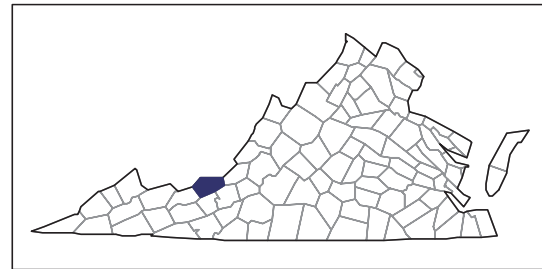


United States Department of Agriculture  
National Agricultural Statistics Service

[www.agcensus.usda.gov](http://www.agcensus.usda.gov)



# 2007 CENSUS OF AGRICULTURE



## Giles County – Virginia

### Farms with Asian Operators Compared with All Farms

Data are not available at this geographic level for farms with Asian operators.



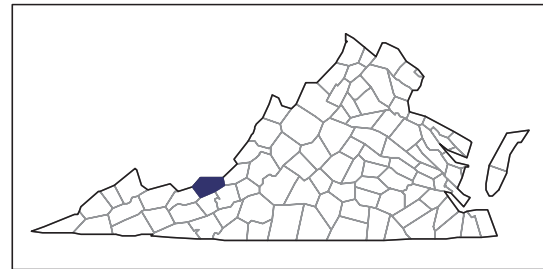
United States Department of Agriculture  
National Agricultural Statistics Service

[www.agcensus.usda.gov](http://www.agcensus.usda.gov)





# 2007 CENSUS OF AGRICULTURE



## Giles County – Virginia

### Farms with Black or African American Operators Compared with All Farms

Data are not available at this geographic level for farms with Black or African American operators.

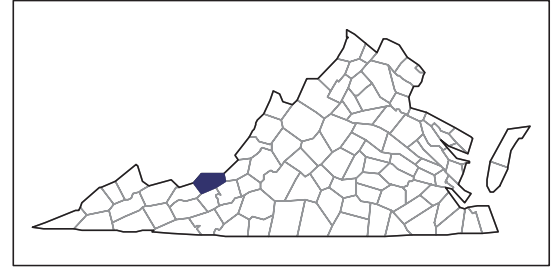


United States Department of Agriculture  
National Agricultural Statistics Service

[www.agcensus.usda.gov](http://www.agcensus.usda.gov)



# 2007 CENSUS OF AGRICULTURE



## Giles County – Virginia

### Farms with Native Hawaiian or Other Pacific Islander Operators Compared with All Farms

Data are not available at this geographic level for farms with Native Hawaiian or Other Pacific Islander operators.

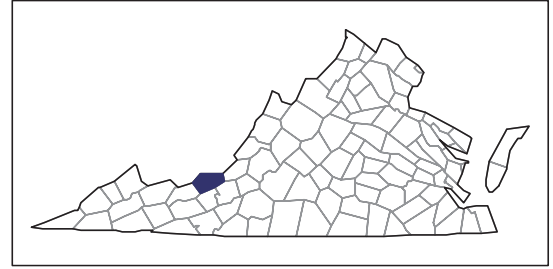


United States Department of Agriculture  
National Agricultural Statistics Service

[www.agcensus.usda.gov](http://www.agcensus.usda.gov)



# 2007 CENSUS OF AGRICULTURE



## Giles County – Virginia

### Farms with White Operators Compared with All Farms

Data are not available at this geographic level for farms with White operators.



United States Department of Agriculture  
National Agricultural Statistics Service

[www.agcensus.usda.gov](http://www.agcensus.usda.gov)

