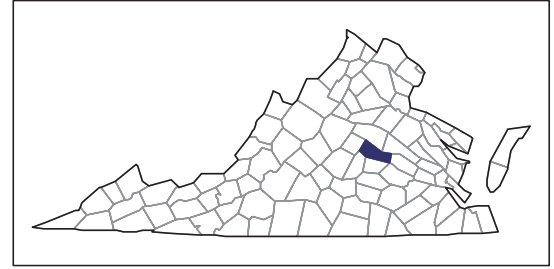


# 2007 CENSUS OF AGRICULTURE



## Goochland County – Virginia

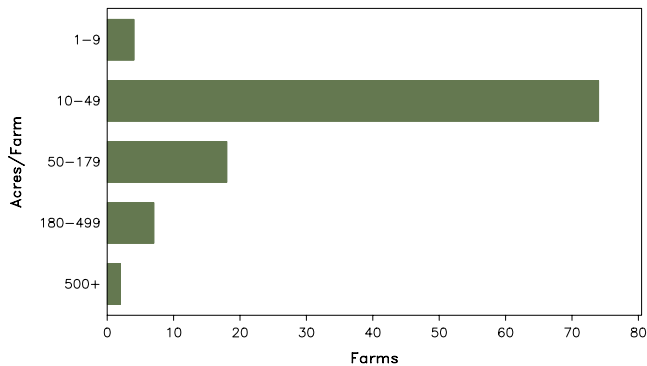
### Farms with Women Principal Operators Compared with All Farms

	Women Principal Operators	All Farms
<b>Number of Farms</b>	105	379
<b>Land in Farms</b>	7,588 acres	59,292 acres
<b>Average Size of Farm</b>	72 acres	156 acres
<b>Market Value of Products Sold</b>	\$792,000	\$11,236,000
Crop Sales	\$67,000	\$3,647,000
Livestock Sales	\$724,000	\$7,590,000
Average Per Farm	\$7,539	\$29,647
<b>Government Payments</b>	\$7,000	\$122,000
Average Per Farm Receiving Payments	\$1,187	\$2,717

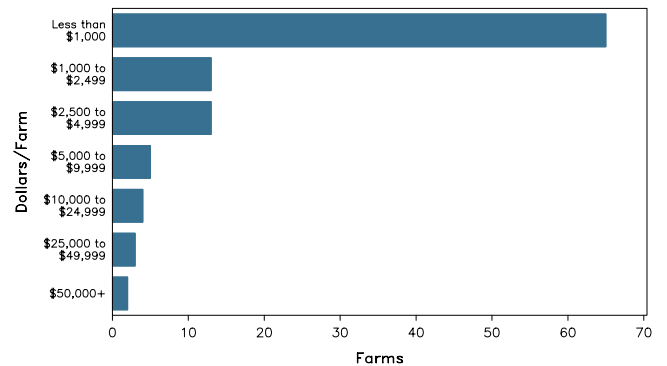
See footnotes on reverse page.

### Farms with Women Principal Operators

Farms by Size



Farms by Economic Size



# 2007 CENSUS OF AGRICULTURE

## Goochland County – Virginia Farms with Women Principal Operators

### Selected Highlights

Item	Farms	Quantity
<b>MARKET VALUE OF AGRICULTURAL PRODUCTS SOLD (\$1,000)</b>		
Total value of agricultural products sold	105	792
Value of crops including nursery and greenhouse	11	67
Value of livestock, poultry, and their products	51	724
<b>VALUE OF SALES BY COMMODITY GROUP (\$1,000)</b>		
Grains, oilseeds, dry beans, and dry peas	1	(D)
Tobacco	-	-
Cotton and cottonseed	-	-
Vegetables, melons, potatoes and sweet potatoes	2	(D)
Fruits, tree nuts, and berries	1	(D)
Nursery, greenhouse, floriculture, and sod	-	-
Cut Christmas trees and short rotation woody crops	-	-
Other crops and hay	9	30
Poultry and eggs	15	(D)
Cattle and calves	15	116
Milk and other dairy products from cows	-	-
Hogs and pigs	-	-
Sheep, goats, and their products	4	-
Horses, ponies, mules, burros, and donkeys	15	603
Aquaculture	-	-
Other animals and other animal products	4	(D)
<b>TOP CROP ITEMS (acres)</b>		
Forage - land used for all hay and haylage, grass silage, and greenchop	12	293
Soybeans for beans	1	(D)
Field and grass seed crops, all	1	(D)
Apples	1	(D)
Vegetables harvested for sale	2	(D)
<b>TOP LIVESTOCK INVENTORY ITEMS (number)</b>		
Horses and ponies	78	636
Cattle and calves	34	504
Layers	25	310
Goats, all	24	282
Sheep and lambs	8	157

### Operator Characteristics

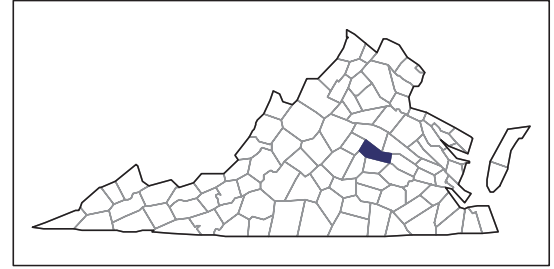
Item	Quantity
Primary occupation:	
Farming	28
Other	77
Days worked off farm:	
None	37
Any	68
Years on present farm:	
2 years or less	3
3 to 4 years	15
5 to 9 years	16
10 years or more	71
Age group:	
Under 45 years	20
45 to 64 years	66
65 years and over	19
Average age of principal operator (years)	53.8

### Economic Characteristics

Item	Quantity
Farms by value of sales:	
Less than \$1,000	66
\$1,000 to \$2,499	12
\$2,500 to \$4,999	13
\$5,000 to \$9,999	5
\$10,000 to \$49,999	7
\$50,000 to \$99,999	1
\$100,000 to \$249,999	-
\$250,000 to \$499,999	1
\$500,000 or more	-
Total farm production expenses (\$1,000)	2,020
Average per farm (\$)	19,239
Net cash farm income of operation (\$1,000)	-828
Average per farm (\$)	-7,882
Value of agricultural products sold directly to individuals for human consumption (\$1,000)	11
Total organic product sales (\$1,000)	-
Total income from farm-related sources, gross before taxes and expenses (\$1,000)	394

See "Census of Agriculture, Volume 1, Geographic Area Series" for complete footnotes, explanations, definitions, and methodology.  
(D) Cannot be disclosed. (Z) Less than half of the unit shown.

# 2007 CENSUS OF AGRICULTURE



## Goochland County – Virginia

### Farms with Spanish, Hispanic, or Latino Operators Compared with All Farms

Data are not available at this geographic level for farms with Spanish, Hispanic, or Latino operators.

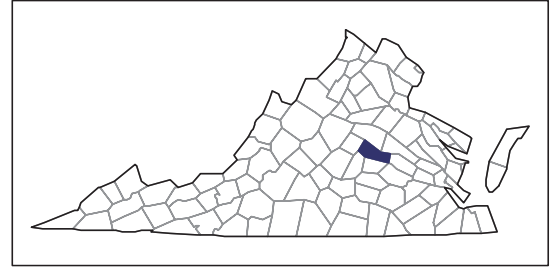


United States Department of Agriculture  
National Agricultural Statistics Service

[www.agcensus.usda.gov](http://www.agcensus.usda.gov)



# 2007 CENSUS OF AGRICULTURE



## Goochland County – Virginia

### Farms with American Indian or Alaska Native Operators Compared with All Farms

Data are not available at this geographic level for farms with American Indian or Alaska Native operators.

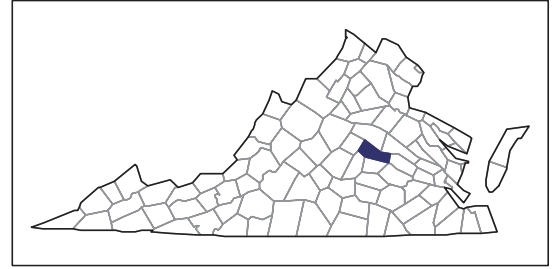


United States Department of Agriculture  
National Agricultural Statistics Service

[www.agcensus.usda.gov](http://www.agcensus.usda.gov)



# 2007 CENSUS OF AGRICULTURE



**Goochland County – Virginia**

**Farms with Asian Operators  
Compared with All Farms**

**Data are not available at this geographic level for farms with Asian operators.**



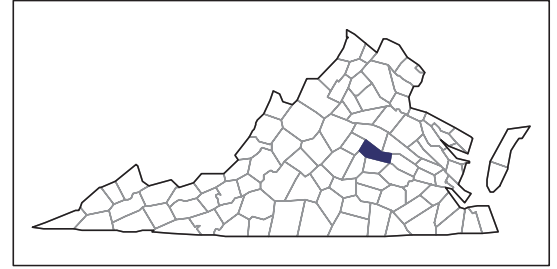
United States Department of Agriculture  
National Agricultural Statistics Service

[www.agcensus.usda.gov](http://www.agcensus.usda.gov)





# 2007 CENSUS OF AGRICULTURE



## Goochland County – Virginia

### Farms with Black or African American Operators Compared with All Farms

Data are not available at this geographic level for farms with Black or African American operators.

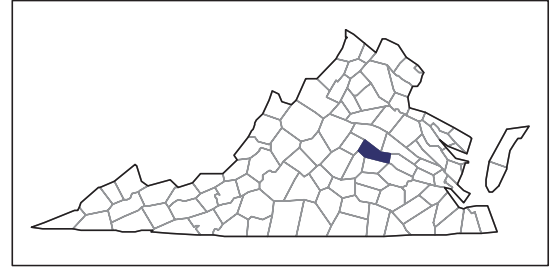


United States Department of Agriculture  
National Agricultural Statistics Service

[www.agcensus.usda.gov](http://www.agcensus.usda.gov)



# 2007 CENSUS OF AGRICULTURE



## Goochland County – Virginia

### Farms with Native Hawaiian or Other Pacific Islander Operators Compared with All Farms

Data are not available at this geographic level for farms with Native Hawaiian or Other Pacific Islander operators.

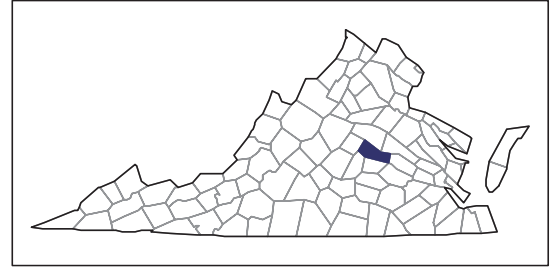


United States Department of Agriculture  
National Agricultural Statistics Service

[www.agcensus.usda.gov](http://www.agcensus.usda.gov)



# 2007 CENSUS OF AGRICULTURE



## Goochland County – Virginia

### Farms with White Operators Compared with All Farms

Data are not available at this geographic level for farms with White operators.



United States Department of Agriculture  
National Agricultural Statistics Service

[www.agcensus.usda.gov](http://www.agcensus.usda.gov)

