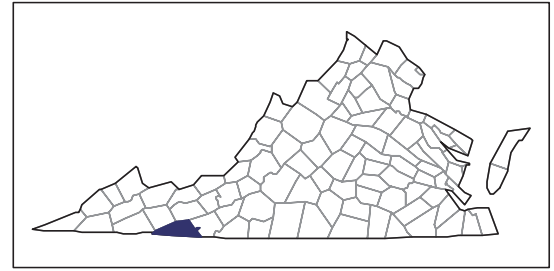


2007 CENSUS OF AGRICULTURE



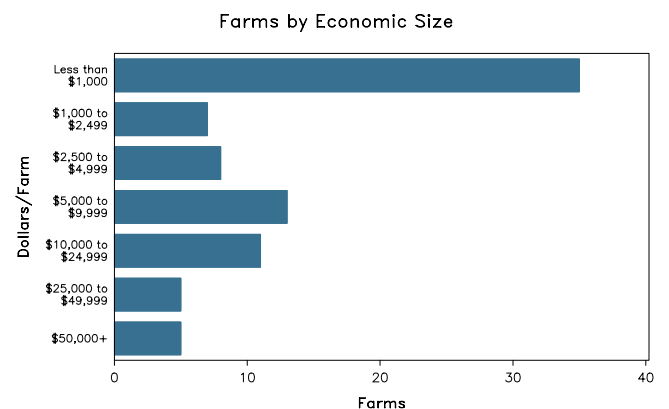
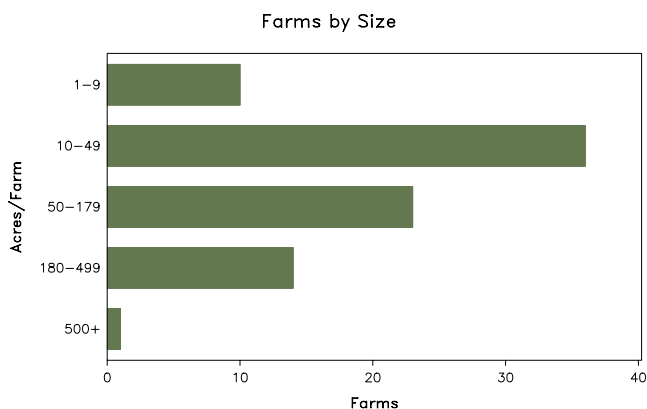
Grayson County – Virginia

Farms with Women Principal Operators Compared with All Farms

	Women Principal Operators	All Farms
Number of Farms	84	852
Land in Farms	8,070 acres	136,752 acres
Average Size of Farm	96 acres	161 acres
Market Value of Products Sold	\$1,076,000	\$23,389,000
Crop Sales	\$66,000	\$3,583,000
Livestock Sales	\$1,011,000	\$19,806,000
Average Per Farm	\$12,811	\$27,452
Government Payments	\$8,000	\$274,000
Average Per Farm Receiving Payments	\$455	\$1,887

See footnotes on reverse page.

Farms with Women Principal Operators



2007 CENSUS OF AGRICULTURE

Grayson County – Virginia Farms with Women Principal Operators

Selected Highlights

Item	Farms	Quantity
MARKET VALUE OF AGRICULTURAL PRODUCTS SOLD (\$1,000)		
Total value of agricultural products sold	84	1,076
Value of crops including nursery and greenhouse	17	66
Value of livestock, poultry, and their products	53	1,011
VALUE OF SALES BY COMMODITY GROUP (\$1,000)		
Grains, oilseeds, dry beans, and dry peas	-	-
Tobacco	4	22
Cotton and cottonseed	-	-
Vegetables, melons, potatoes and sweet potatoes	-	-
Fruits, tree nuts, and berries	-	-
Nursery, greenhouse, floriculture, and sod	-	-
Cut Christmas trees and short rotation woody crops	-	-
Other crops and hay	14	43
Poultry and eggs	3	2
Cattle and calves	42	748
Milk and other dairy products from cows	2	(D)
Hogs and pigs	-	-
Sheep, goats, and their products	9	(D)
Horses, ponies, mules, burros, and donkeys	11	62
Aquaculture	-	-
Other animals and other animal products	-	-
TOP CROP ITEMS (acres)		
Forage - land used for all hay and haylage, grass silage, and greenchop	37	1,237
Cut Christmas trees	2	(D)
Corn for silage or greenchop	2	(D)
Tobacco	4	10
TOP LIVESTOCK INVENTORY ITEMS (number)		
Cattle and calves	43	1,575
Sheep and lambs	5	172
Horses and ponies	22	150
Layers	6	130
Mules, burros, and donkeys	11	66

Operator Characteristics

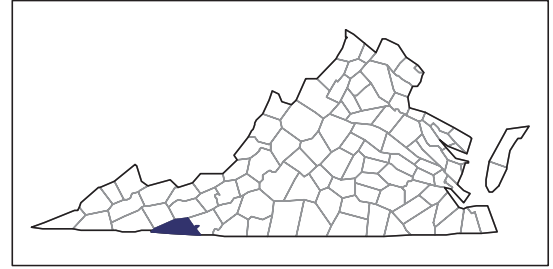
Item	Quantity
Primary occupation:	
Farming	36
Other	48
Days worked off farm:	
None	34
Any	50
Years on present farm:	
2 years or less	7
3 to 4 years	11
5 to 9 years	10
10 years or more	56
Age group:	
Under 45 years	14
45 to 64 years	39
65 years and over	31
Average age of principal operator (years)	59.6

Economic Characteristics

Item	Quantity
Farms by value of sales:	
Less than \$1,000	35
\$1,000 to \$2,499	7
\$2,500 to \$4,999	8
\$5,000 to \$9,999	13
\$10,000 to \$49,999	16
\$50,000 to \$99,999	3
\$100,000 to \$249,999	2
\$250,000 to \$499,999	-
\$500,000 or more	-
Total farm production expenses (\$1,000)	1,285
Average per farm (\$)	15,292
Net cash farm income of operation (\$1,000)	-164
Average per farm (\$)	-1,949
Value of agricultural products sold directly to individuals for human consumption (\$1,000)	(D)
Total organic product sales (\$1,000)	-
Total income from farm-related sources, gross before taxes and expenses (\$1,000)	36

See "Census of Agriculture, Volume 1, Geographic Area Series" for complete footnotes, explanations, definitions, and methodology.
(D) Cannot be disclosed. (Z) Less than half of the unit shown.

2007 CENSUS OF AGRICULTURE



Grayson County – Virginia

Farms with Spanish, Hispanic, or Latino Operators Compared with All Farms

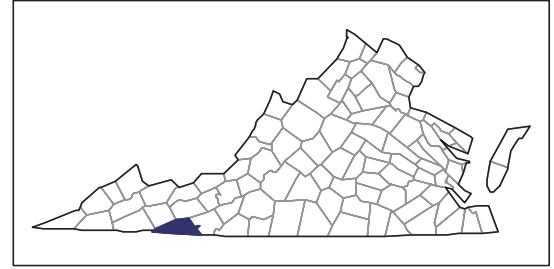
Data are not available at this geographic level for farms with Spanish, Hispanic, or Latino operators.



United States Department of Agriculture
National Agricultural Statistics Service

www.agcensus.usda.gov

2007 CENSUS OF AGRICULTURE



Grayson County – Virginia

Farms with American Indian or Alaska Native Operators Compared with All Farms

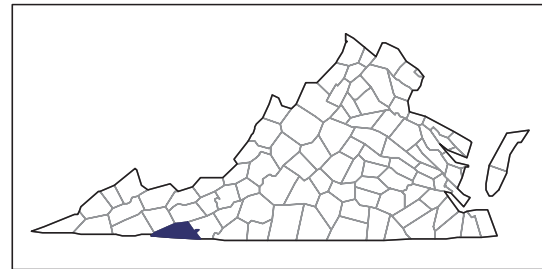
Data are not available at this geographic level for farms with American Indian or Alaska Native operators.



United States Department of Agriculture
National Agricultural Statistics Service

www.agcensus.usda.gov

2007 CENSUS OF AGRICULTURE



Grayson County – Virginia

**Farms with Asian Operators
Compared with All Farms**

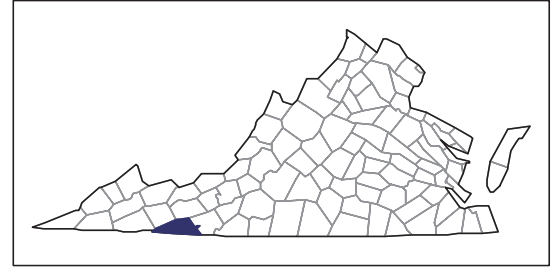
Data are not available at this geographic level for farms with Asian operators.



United States Department of Agriculture
National Agricultural Statistics Service

www.agcensus.usda.gov

2007 CENSUS OF AGRICULTURE



Grayson County – Virginia

Farms with Black or African American Operators Compared with All Farms

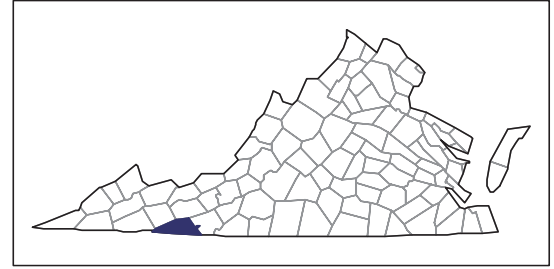
Data are not available at this geographic level for farms with Black or African American operators.



United States Department of Agriculture
National Agricultural Statistics Service

www.agcensus.usda.gov

2007 CENSUS OF AGRICULTURE



Grayson County – Virginia

Farms with Native Hawaiian or Other Pacific Islander Operators Compared with All Farms

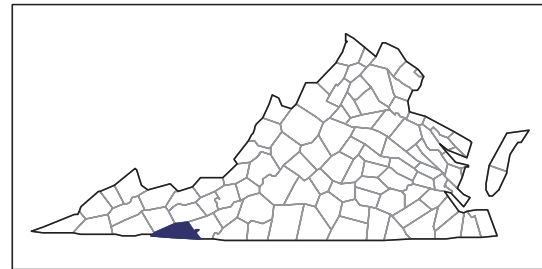
Data are not available at this geographic level for farms with Native Hawaiian or Other Pacific Islander operators.



United States Department of Agriculture
National Agricultural Statistics Service

www.agcensus.usda.gov

2007 CENSUS OF AGRICULTURE



Grayson County – Virginia

Farms with White Operators Compared with All Farms

Data are not available at this geographic level for farms with White operators.



United States Department of Agriculture
National Agricultural Statistics Service

www.agcensus.usda.gov

