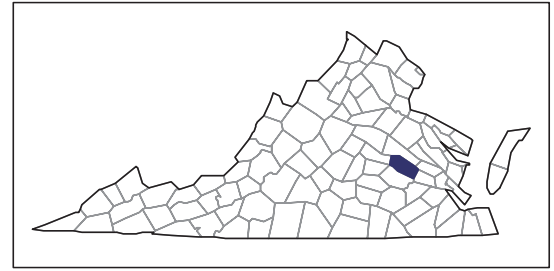


2007 CENSUS OF AGRICULTURE



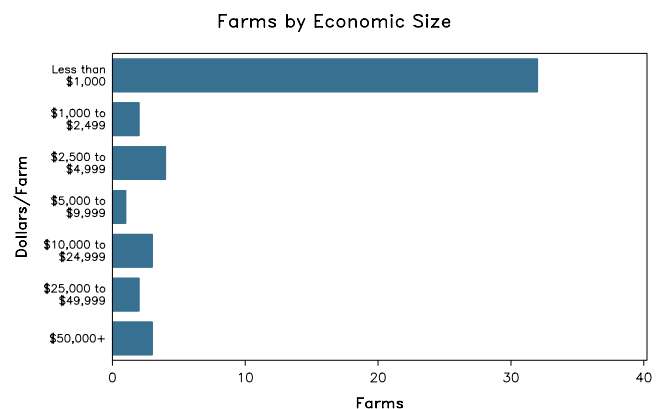
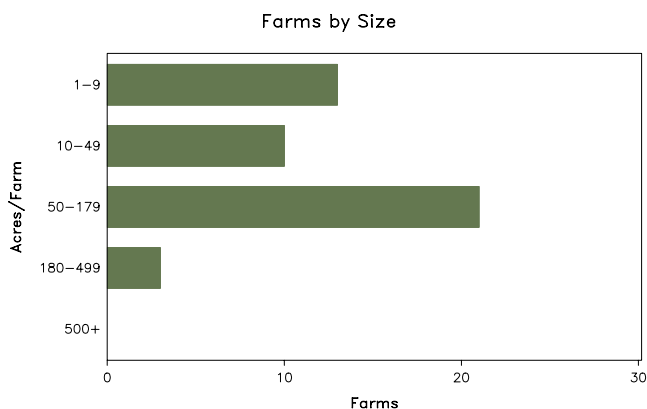
Henrico County – Virginia

Farms with Women Principal Operators Compared with All Farms

	Women Principal Operators	All Farms
Number of Farms	47	178
Land in Farms	3,180 acres	20,096 acres
Average Size of Farm	68 acres	113 acres
Market Value of Products Sold	\$911,000	\$8,482,000
Crop Sales	\$851,000	\$8,183,000
Livestock Sales	\$60,000	\$299,000
Average Per Farm	\$19,389	\$47,653
Government Payments	(D)	\$85,000
Average Per Farm Receiving Payments	(D)	\$4,453

See footnotes on reverse page.

Farms with Women Principal Operators



2007 CENSUS OF AGRICULTURE

Henrico County – Virginia Farms with Women Principal Operators

Selected Highlights

Item	Farms	Quantity
MARKET VALUE OF AGRICULTURAL PRODUCTS SOLD (\$1,000)		
Total value of agricultural products sold	47	911
Value of crops including nursery and greenhouse	17	851
Value of livestock, poultry, and their products	8	60
VALUE OF SALES BY COMMODITY GROUP (\$1,000)		
Grains, oilseeds, dry beans, and dry peas	2	(D)
Tobacco	-	-
Cotton and cottonseed	-	-
Vegetables, melons, potatoes and sweet potatoes	1	(D)
Fruits, tree nuts, and berries	-	-
Nursery, greenhouse, floriculture, and sod	4	(D)
Cut Christmas trees and short rotation woody crops	2	(D)
Other crops and hay	9	78
Poultry and eggs	3	(D)
Cattle and calves	4	18
Milk and other dairy products from cows	1	(D)
Hogs and pigs	2	(D)
Sheep, goats, and their products	2	(D)
Horses, ponies, mules, burros, and donkeys	4	28
Aquaculture	-	-
Other animals and other animal products	2	(D)
TOP CROP ITEMS (acres)		
Forage - land used for all hay and haylage, grass silage, and greenchop	11	372
Soybeans for beans	2	(D)
Wheat for grain, all	2	(D)
Corn for grain	2	(D)
Barley for grain	1	(D)
TOP LIVESTOCK INVENTORY ITEMS (number)		
Horses and ponies	24	147
Layers	3	129
Cattle and calves	9	74
Goats, all	4	58
Sheep and lambs	2	(D)

Operator Characteristics

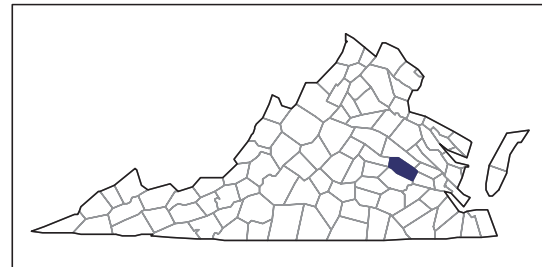
Item	Quantity
Primary occupation:	
Farming	27
Other	20
Days worked off farm:	
None	19
Any	28
Years on present farm:	
2 years or less	1
3 to 4 years	1
5 to 9 years	14
10 years or more	31
Age group:	
Under 45 years	2
45 to 64 years	28
65 years and over	17
Average age of principal operator (years)	62.7

Economic Characteristics

Item	Quantity
Farms by value of sales:	
Less than \$1,000	32
\$1,000 to \$2,499	2
\$2,500 to \$4,999	4
\$5,000 to \$9,999	1
\$10,000 to \$49,999	5
\$50,000 to \$99,999	1
\$100,000 to \$249,999	1
\$250,000 to \$499,999	-
\$500,000 or more	1
Total farm production expenses (\$1,000)	1,197
Average per farm (\$)	25,458
Net cash farm income of operation (\$1,000)	-59
Average per farm (\$)	-1,259
Value of agricultural products sold directly to individuals for human consumption (\$1,000)	-
Total organic product sales (\$1,000)	-
Total income from farm-related sources, gross before taxes and expenses (\$1,000)	217

See "Census of Agriculture, Volume 1, Geographic Area Series" for complete footnotes, explanations, definitions, and methodology.
(D) Cannot be disclosed. (Z) Less than half of the unit shown.

2007 CENSUS OF AGRICULTURE



Henrico County – Virginia

Farms with Spanish, Hispanic, or Latino Operators Compared with All Farms

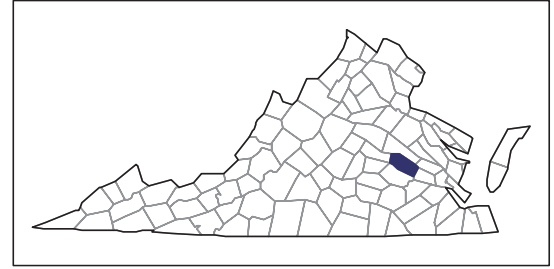
Data are not available at this geographic level for farms with Spanish, Hispanic, or Latino operators.



United States Department of Agriculture
National Agricultural Statistics Service

www.agcensus.usda.gov

2007 CENSUS OF AGRICULTURE



Henrico County – Virginia

Farms with American Indian or Alaska Native Operators Compared with All Farms

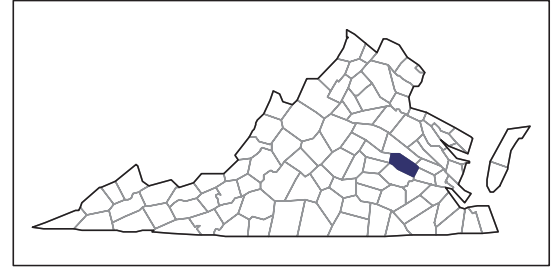
Data are not available at this geographic level for farms with American Indian or Alaska Native operators.



United States Department of Agriculture
National Agricultural Statistics Service

www.agcensus.usda.gov

2007 CENSUS OF AGRICULTURE



Henrico County – Virginia

**Farms with Asian Operators
Compared with All Farms**

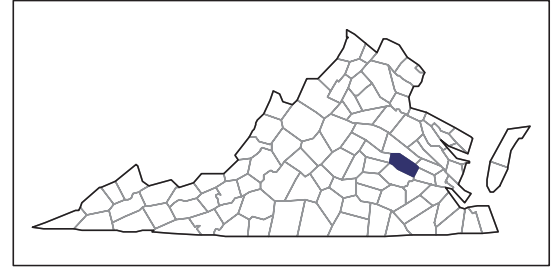
Data are not available at this geographic level for farms with Asian operators.



United States Department of Agriculture
National Agricultural Statistics Service

www.agcensus.usda.gov

2007 CENSUS OF AGRICULTURE



Henrico County – Virginia

Farms with Black or African American Operators Compared with All Farms

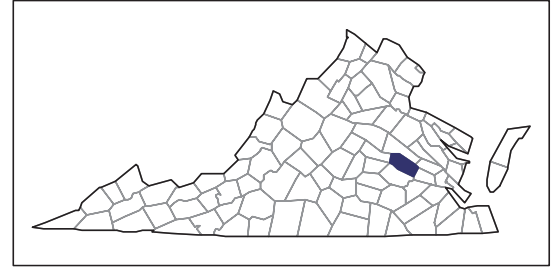
Data are not available at this geographic level for farms with Black or African American operators.



United States Department of Agriculture
National Agricultural Statistics Service

www.agcensus.usda.gov

2007 CENSUS OF AGRICULTURE



Henrico County – Virginia

Farms with Native Hawaiian or Other Pacific Islander Operators Compared with All Farms

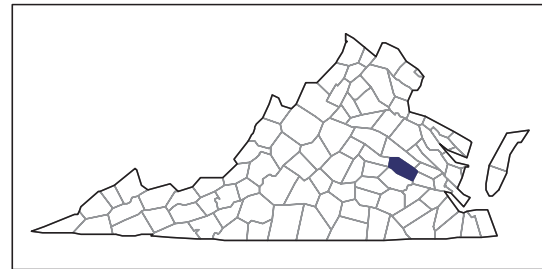
Data are not available at this geographic level for farms with Native Hawaiian or Other Pacific Islander operators.



United States Department of Agriculture
National Agricultural Statistics Service

www.agcensus.usda.gov

2007 CENSUS OF AGRICULTURE



Henrico County – Virginia

**Farms with White Operators
Compared with All Farms**

Data are not available at this geographic level for farms with White operators.



United States Department of Agriculture
National Agricultural Statistics Service

www.agcensus.usda.gov

