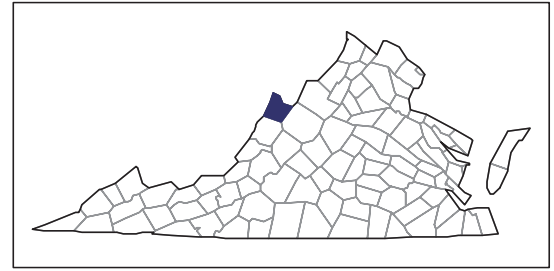


2007 CENSUS OF AGRICULTURE



Highland County – Virginia

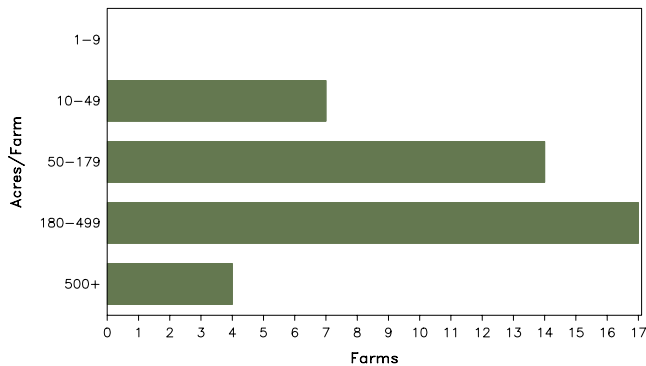
Farms with Women Principal Operators Compared with All Farms

	Women Principal Operators	All Farms
Number of Farms	42	239
Land in Farms	12,980 acres	76,764 acres
Average Size of Farm	309 acres	321 acres
Market Value of Products Sold	\$817,000	\$13,126,000
Crop Sales	\$27,000	\$237,000
Livestock Sales	\$790,000	\$12,889,000
Average Per Farm	\$19,443	\$54,921
Government Payments	\$7,000	\$48,000
Average Per Farm Receiving Payments	\$417	\$778

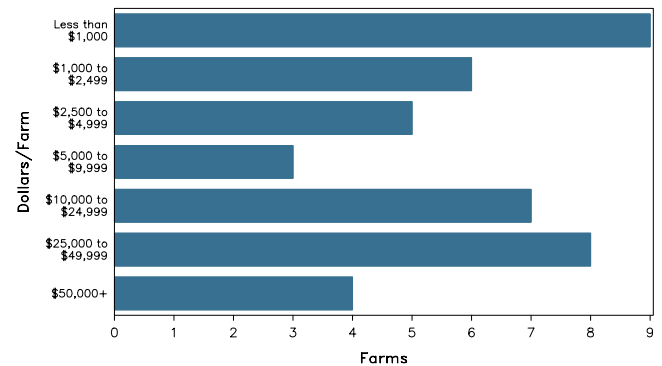
See footnotes on reverse page.

Farms with Women Principal Operators

Farms by Size



Farms by Economic Size



2007 CENSUS OF AGRICULTURE

Highland County – Virginia Farms with Women Principal Operators

Selected Highlights

Item	Farms	Quantity
MARKET VALUE OF AGRICULTURAL PRODUCTS SOLD (\$1,000)		
Total value of agricultural products sold	42	817
Value of crops including nursery and greenhouse	8	27
Value of livestock, poultry, and their products	30	790
VALUE OF SALES BY COMMODITY GROUP (\$1,000)		
Grains, oilseeds, dry beans, and dry peas	-	-
Tobacco	-	-
Cotton and cottonseed	-	-
Vegetables, melons, potatoes and sweet potatoes	-	-
Fruits, tree nuts, and berries	-	-
Nursery, greenhouse, floriculture, and sod	-	-
Cut Christmas trees and short rotation woody crops	-	-
Other crops and hay	8	27
Poultry and eggs	-	-
Cattle and calves	25	(D)
Milk and other dairy products from cows	-	-
Hogs and pigs	-	-
Sheep, goats, and their products	18	(D)
Horses, ponies, mules, burros, and donkeys	2	(D)
Aquaculture	-	-
Other animals and other animal products	-	-
TOP CROP ITEMS (acres)		
Forage - land used for all hay and haylage, grass silage, and greenchop	25	1,115
Corn for silage or greenchop	1	(D)
TOP LIVESTOCK INVENTORY ITEMS (number)		
Cattle and calves	29	1,308
Sheep and lambs	20	870
Horses and ponies	10	29
Goats, all	1	(D)
Layers	2	(D)

Operator Characteristics

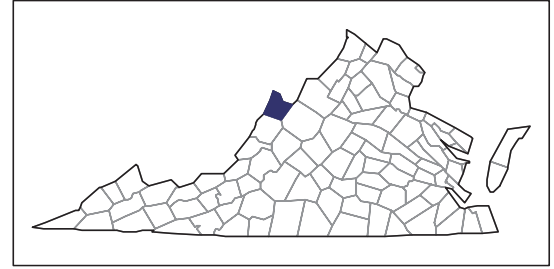
Item	Quantity
Primary occupation:	
Farming	17
Other	25
Days worked off farm:	
None	18
Any	24
Years on present farm:	
2 years or less	-
3 to 4 years	6
5 to 9 years	8
10 years or more	28
Age group:	
Under 45 years	11
45 to 64 years	12
65 years and over	19
Average age of principal operator (years)	60.2

Economic Characteristics

Item	Quantity
Farms by value of sales:	
Less than \$1,000	11
\$1,000 to \$2,499	4
\$2,500 to \$4,999	5
\$5,000 to \$9,999	4
\$10,000 to \$49,999	14
\$50,000 to \$99,999	3
\$100,000 to \$249,999	1
\$250,000 to \$499,999	-
\$500,000 or more	-
Total farm production expenses (\$1,000)	905
Average per farm (\$)	21,542
Net cash farm income of operation (\$1,000)	25
Average per farm (\$)	597
Value of agricultural products sold directly to individuals for human consumption (\$1,000)	-
Total organic product sales (\$1,000)	-
Total income from farm-related sources, gross before taxes and expenses (\$1,000)	106

See "Census of Agriculture, Volume 1, Geographic Area Series" for complete footnotes, explanations, definitions, and methodology.
(D) Cannot be disclosed. (Z) Less than half of the unit shown.

2007 CENSUS OF AGRICULTURE



Highland County – Virginia

Farms with Spanish, Hispanic, or Latino Operators Compared with All Farms

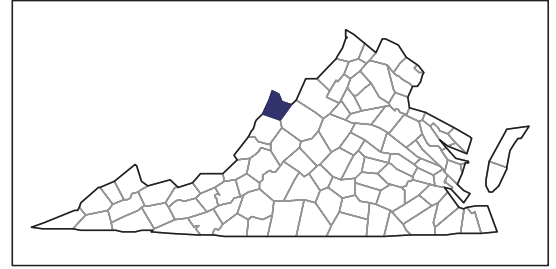
Data are not available at this geographic level for farms with Spanish, Hispanic, or Latino operators.



United States Department of Agriculture
National Agricultural Statistics Service

www.agcensus.usda.gov

2007 CENSUS OF AGRICULTURE



Highland County – Virginia

Farms with American Indian or Alaska Native Operators Compared with All Farms

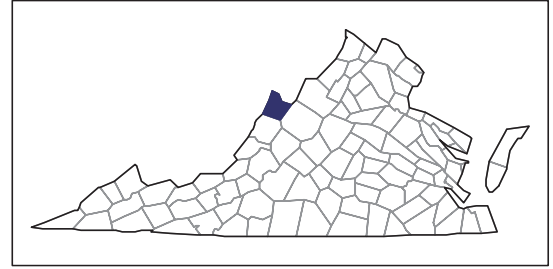
Data are not available at this geographic level for farms with American Indian or Alaska Native operators.



United States Department of Agriculture
National Agricultural Statistics Service

www.agcensus.usda.gov

2007 CENSUS OF AGRICULTURE



Highland County – Virginia

**Farms with Asian Operators
Compared with All Farms**

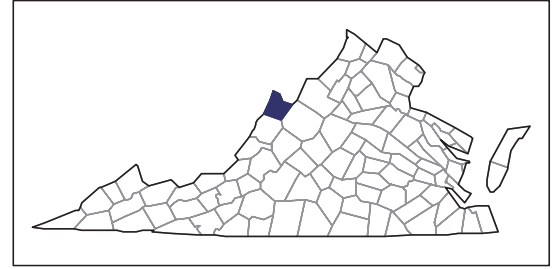
Data are not available at this geographic level for farms with Asian operators.



United States Department of Agriculture
National Agricultural Statistics Service

www.agcensus.usda.gov

2007 CENSUS OF AGRICULTURE



Highland County – Virginia

Farms with Black or African American Operators Compared with All Farms

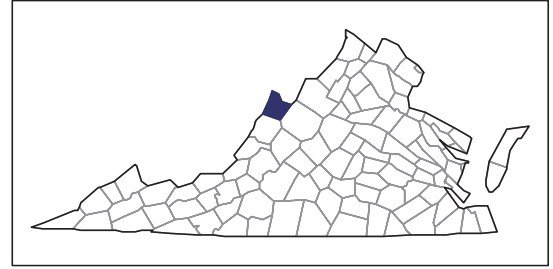
Data are not available at this geographic level for farms with Black or African American operators.



United States Department of Agriculture
National Agricultural Statistics Service

www.agcensus.usda.gov

2007 CENSUS OF AGRICULTURE



Highland County – Virginia

Farms with Native Hawaiian or Other Pacific Islander Operators Compared with All Farms

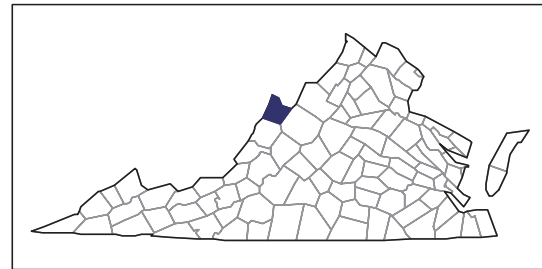
Data are not available at this geographic level for farms with Native Hawaiian or Other Pacific Islander operators.



United States Department of Agriculture
National Agricultural Statistics Service

www.agcensus.usda.gov

2007 CENSUS OF AGRICULTURE



Highland County – Virginia

Farms with White Operators Compared with All Farms

Data are not available at this geographic level for farms with White operators.



United States Department of Agriculture
National Agricultural Statistics Service

www.agcensus.usda.gov

