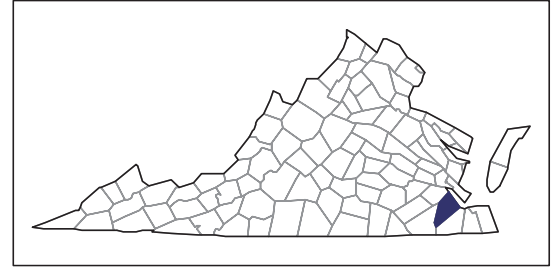


2007 CENSUS OF AGRICULTURE



Isle of Wight County – Virginia

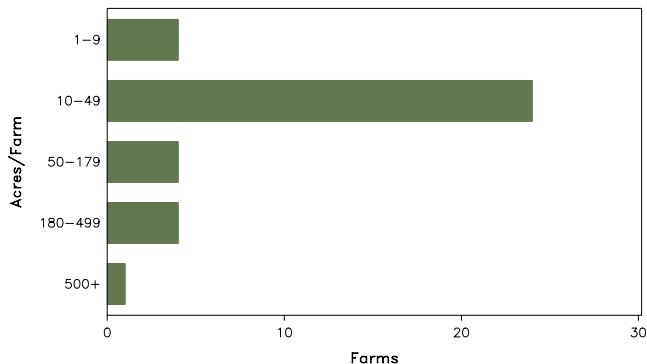
Farms with Women Principal Operators Compared with All Farms

	Women Principal Operators	All Farms
Number of Farms	37	195
Land in Farms	3,404 acres	73,461 acres
Average Size of Farm	92 acres	377 acres
Market Value of Products Sold	\$1,457,000	\$23,014,000
Crop Sales	(D)	\$13,798,000
Livestock Sales	(D)	\$9,216,000
Average Per Farm	\$39,376	\$118,020
Government Payments	\$109,000	\$2,808,000
Average Per Farm Receiving Payments	\$9,107	\$26,740

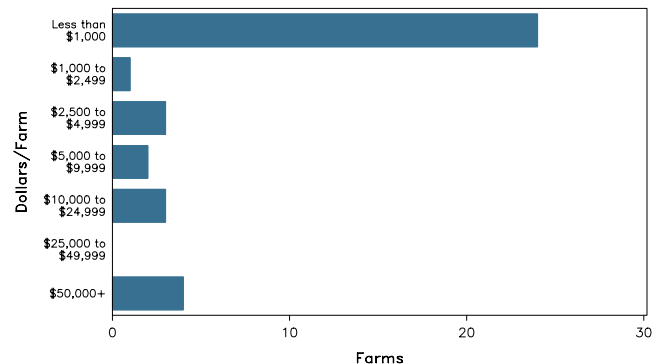
See footnotes on reverse page.

Farms with Women Principal Operators

Farms by Size



Farms by Economic Size



2007 CENSUS OF AGRICULTURE

Isle of Wight County – Virginia Farms with Women Principal Operators

Selected Highlights

Item	Farms	Quantity
MARKET VALUE OF AGRICULTURAL PRODUCTS SOLD (\$1,000)		
Total value of agricultural products sold	37	1,457
Value of crops including nursery and greenhouse	8	(D)
Value of livestock, poultry, and their products	13	(D)
VALUE OF SALES BY COMMODITY GROUP (\$1,000)		
Grains, oilseeds, dry beans, and dry peas	6	306
Tobacco	-	-
Cotton and cottonseed	-	-
Vegetables, melons, potatoes and sweet potatoes	-	-
Fruits, tree nuts, and berries	-	-
Nursery, greenhouse, floriculture, and sod	-	-
Cut Christmas trees and short rotation woody crops	-	-
Other crops and hay	3	(D)
Poultry and eggs	5	-
Cattle and calves	2	(D)
Milk and other dairy products from cows	-	-
Hogs and pigs	2	(D)
Sheep, goats, and their products	7	(D)
Horses, ponies, mules, burros, and donkeys	2	(D)
Aquaculture	1	(D)
Other animals and other animal products	1	(D)
TOP CROP ITEMS (acres)		
Corn for grain	5	799
Soybeans for beans	2	(D)
Wheat for grain, all	1	(D)
Peanuts for nuts	1	(D)
Forage - land used for all hay and haylage, grass silage, and greenchop	5	45
TOP LIVESTOCK INVENTORY ITEMS (number)		
Hogs and pigs	1	(D)
Horses and ponies	24	195
Goats, all	9	126
Cattle and calves	2	(D)
Layers	3	24

Operator Characteristics

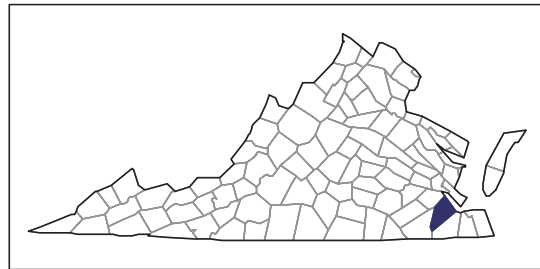
Item	Quantity
Primary occupation:	
Farming	13
Other	24
Days worked off farm:	
None	9
Any	28
Years on present farm:	
2 years or less	1
3 to 4 years	2
5 to 9 years	14
10 years or more	20
Age group:	
Under 45 years	12
45 to 64 years	22
65 years and over	3
Average age of principal operator (years)	52.3

Economic Characteristics

Item	Quantity
Farms by value of sales:	
Less than \$1,000	25
\$1,000 to \$2,499	2
\$2,500 to \$4,999	1
\$5,000 to \$9,999	2
\$10,000 to \$49,999	3
\$50,000 to \$99,999	2
\$100,000 to \$249,999	-
\$250,000 to \$499,999	-
\$500,000 or more	2
Total farm production expenses (\$1,000)	2,682
Average per farm (\$)	72,481
Net cash farm income of operation (\$1,000)	-1,071
Average per farm (\$)	-28,958
Value of agricultural products sold directly to individuals for human consumption (\$1,000)	2
Total organic product sales (\$1,000)	(D)
Total income from farm-related sources, gross before taxes and expenses (\$1,000)	44

See "Census of Agriculture, Volume 1, Geographic Area Series" for complete footnotes, explanations, definitions, and methodology.
(D) Cannot be disclosed. (Z) Less than half of the unit shown.

2007 CENSUS OF AGRICULTURE



Isle of Wight County – Virginia

Farms with Spanish, Hispanic, or Latino Operators Compared with All Farms

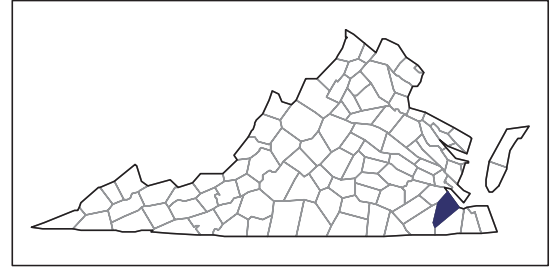
Data are not available at this geographic level for farms with Spanish, Hispanic, or Latino operators.



United States Department of Agriculture
National Agricultural Statistics Service

www.agcensus.usda.gov

2007 CENSUS OF AGRICULTURE



Isle of Wight County – Virginia

Farms with American Indian or Alaska Native Operators Compared with All Farms

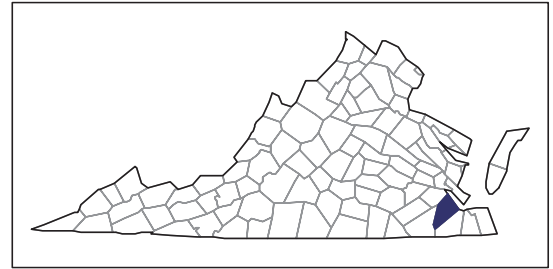
Data are not available at this geographic level for farms with American Indian or Alaska Native operators.



United States Department of Agriculture
National Agricultural Statistics Service

www.agcensus.usda.gov

2007 CENSUS OF AGRICULTURE



Isle of Wight County – Virginia

**Farms with Asian Operators
Compared with All Farms**

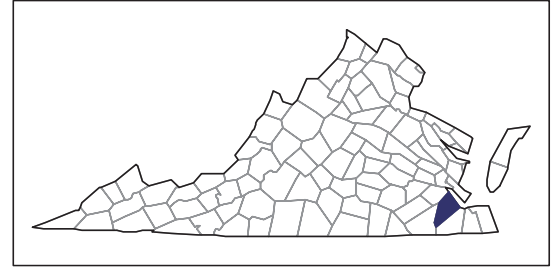
Data are not available at this geographic level for farms with Asian operators.



United States Department of Agriculture
National Agricultural Statistics Service

www.agcensus.usda.gov

2007 CENSUS OF AGRICULTURE



Isle of Wight County – Virginia

Farms with Black or African American Operators Compared with All Farms

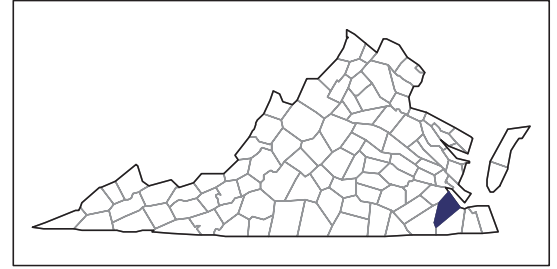
Data are not available at this geographic level for farms with Black or African American operators.



United States Department of Agriculture
National Agricultural Statistics Service

www.agcensus.usda.gov

2007 CENSUS OF AGRICULTURE



Isle of Wight County – Virginia

Farms with Native Hawaiian or Other Pacific Islander Operators Compared with All Farms

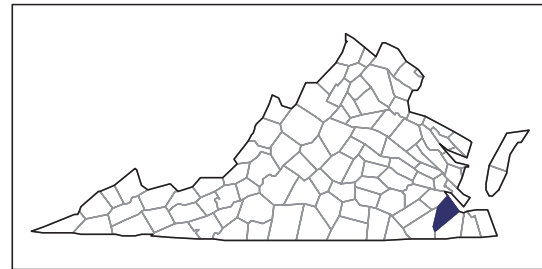
Data are not available at this geographic level for farms with Native Hawaiian or Other Pacific Islander operators.



United States Department of Agriculture
National Agricultural Statistics Service

www.agcensus.usda.gov

2007 CENSUS OF AGRICULTURE



Isle of Wight County – Virginia

**Farms with White Operators
Compared with All Farms**

Data are not available at this geographic level for farms with White operators.



United States Department of Agriculture
National Agricultural Statistics Service

www.agcensus.usda.gov

