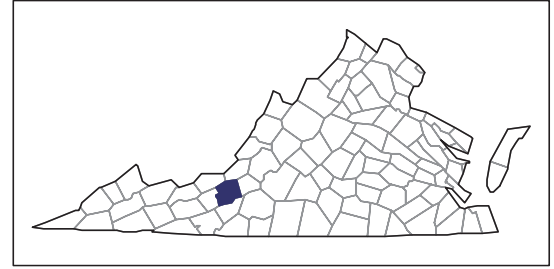


2007 CENSUS OF AGRICULTURE



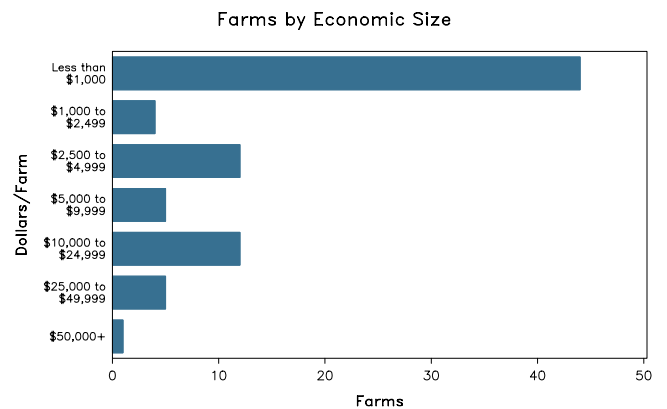
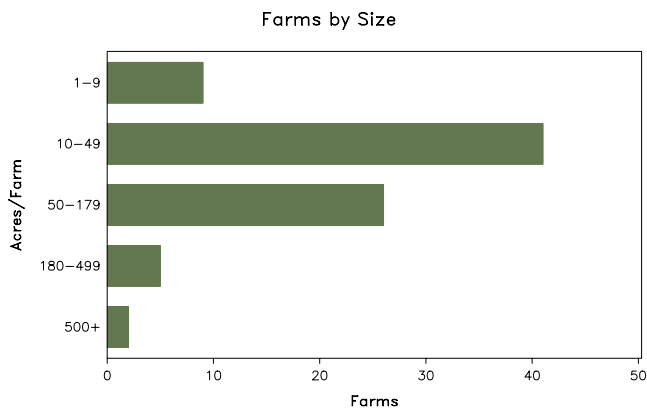
Montgomery County – Virginia

Farms with Women Principal Operators Compared with All Farms

	Women Principal Operators	All Farms
Number of Farms	83	628
Land in Farms	7,811 acres	89,411 acres
Average Size of Farm	94 acres	142 acres
Market Value of Products Sold	\$478,000	\$18,978,000
Crop Sales	\$54,000	\$5,244,000
Livestock Sales	\$424,000	\$13,734,000
Average Per Farm	\$5,761	\$30,219
Government Payments	\$1,000	\$327,000
Average Per Farm Receiving Payments	\$295	\$4,034

See footnotes on reverse page.

Farms with Women Principal Operators



2007 CENSUS OF AGRICULTURE

Montgomery County – Virginia Farms with Women Principal Operators

Selected Highlights

Item	Farms	Quantity
MARKET VALUE OF AGRICULTURAL PRODUCTS SOLD (\$1,000)		
Total value of agricultural products sold	83	478
Value of crops including nursery and greenhouse	14	54
Value of livestock, poultry, and their products	41	424
VALUE OF SALES BY COMMODITY GROUP (\$1,000)		
Grains, oilseeds, dry beans, and dry peas	-	-
Tobacco	-	-
Cotton and cottonseed	-	-
Vegetables, melons, potatoes and sweet potatoes	1	(D)
Fruits, tree nuts, and berries	-	-
Nursery, greenhouse, floriculture, and sod	2	(D)
Cut Christmas trees and short rotation woody crops	-	-
Other crops and hay	12	34
Poultry and eggs	4	(D)
Cattle and calves	22	(D)
Milk and other dairy products from cows	2	(D)
Hogs and pigs	1	(D)
Sheep, goats, and their products	3	4
Horses, ponies, mules, burros, and donkeys	15	160
Aquaculture	-	-
Other animals and other animal products	2	(D)
TOP CROP ITEMS (acres)		
Forage - land used for all hay and haylage, grass silage, and greenchop	37	1,761
Vegetables harvested for sale	1	(D)
Cabbage, Chinese	1	(D)
Daikon	1	(D)
Eggplant	1	(D)
TOP LIVESTOCK INVENTORY ITEMS (number)		
Cattle and calves	24	832
Horses and ponies	60	543
Geese	4	159
Goats, all	11	70
Sheep and lambs	3	(D)

Operator Characteristics

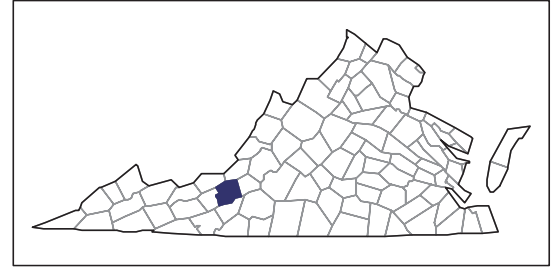
Item	Quantity
Primary occupation:	
Farming	29
Other	54
Days worked off farm:	
None	18
Any	65
Years on present farm:	
2 years or less	1
3 to 4 years	10
5 to 9 years	19
10 years or more	53
Age group:	
Under 45 years	24
45 to 64 years	40
65 years and over	19
Average age of principal operator (years)	51.9

Economic Characteristics

Item	Quantity
Farms by value of sales:	
Less than \$1,000	44
\$1,000 to \$2,499	4
\$2,500 to \$4,999	12
\$5,000 to \$9,999	5
\$10,000 to \$49,999	17
\$50,000 to \$99,999	1
\$100,000 to \$249,999	-
\$250,000 to \$499,999	-
\$500,000 or more	-
Total farm production expenses (\$1,000)	1,679
Average per farm (\$)	20,224
Net cash farm income of operation (\$1,000)	-1,011
Average per farm (\$)	-12,182
Value of agricultural products sold directly to individuals for human consumption (\$1,000)	(D)
Total organic product sales (\$1,000)	-
Total income from farm-related sources, gross before taxes and expenses (\$1,000)	188

See "Census of Agriculture, Volume 1, Geographic Area Series" for complete footnotes, explanations, definitions, and methodology.
(D) Cannot be disclosed. (Z) Less than half of the unit shown.

2007 CENSUS OF AGRICULTURE



Montgomery County – Virginia

Farms with Spanish, Hispanic, or Latino Operators Compared with All Farms

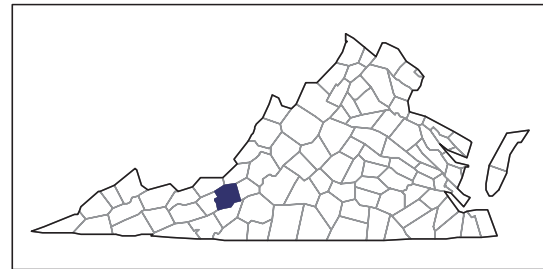
Data are not available at this geographic level for farms with Spanish, Hispanic, or Latino operators.



United States Department of Agriculture
National Agricultural Statistics Service

www.agcensus.usda.gov

2007 CENSUS OF AGRICULTURE



Montgomery County – Virginia

Farms with American Indian or Alaska Native Operators Compared with All Farms

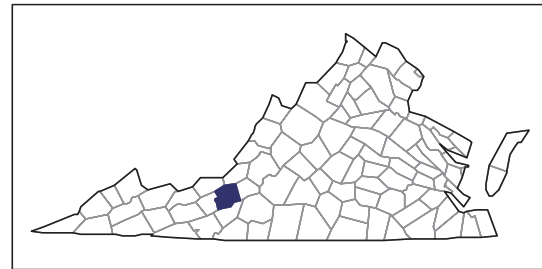
Data are not available at this geographic level for farms with American Indian or Alaska Native operators.



United States Department of Agriculture
National Agricultural Statistics Service

www.agcensus.usda.gov

2007 CENSUS OF AGRICULTURE



Montgomery County – Virginia

Farms with Asian Operators Compared with All Farms

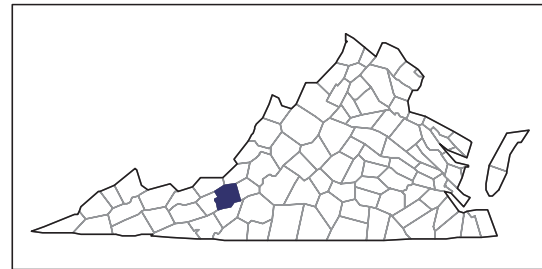
Data are not available at this geographic level for farms with Asian operators.



United States Department of Agriculture
National Agricultural Statistics Service

www.agcensus.usda.gov

2007 CENSUS OF AGRICULTURE



Montgomery County – Virginia

Farms with Black or African American Operators Compared with All Farms

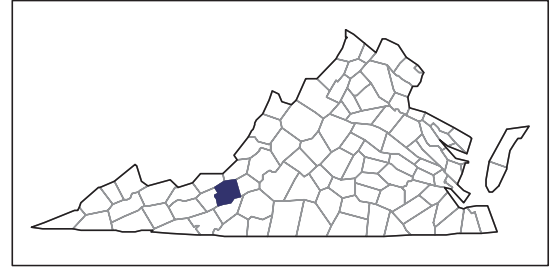
Data are not available at this geographic level for farms with Black or African American operators.



United States Department of Agriculture
National Agricultural Statistics Service

www.agcensus.usda.gov

2007 CENSUS OF AGRICULTURE



Montgomery County – Virginia

Farms with Native Hawaiian or Other Pacific Islander Operators Compared with All Farms

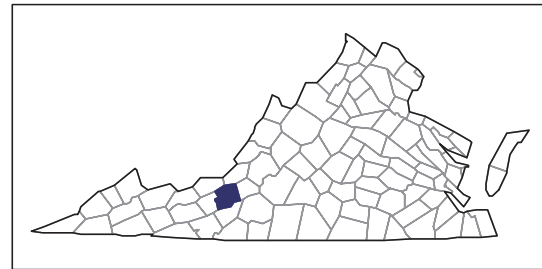
Data are not available at this geographic level for farms with Native Hawaiian or Other Pacific Islander operators.



United States Department of Agriculture
National Agricultural Statistics Service

www.agcensus.usda.gov

2007 CENSUS OF AGRICULTURE



Montgomery County – Virginia

Farms with White Operators Compared with All Farms

Data are not available at this geographic level for farms with White operators.



United States Department of Agriculture
National Agricultural Statistics Service

www.agcensus.usda.gov

