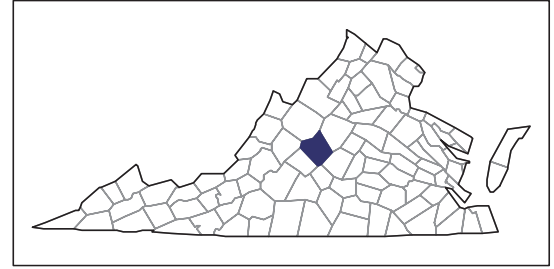


2007 CENSUS OF AGRICULTURE



Nelson County – Virginia

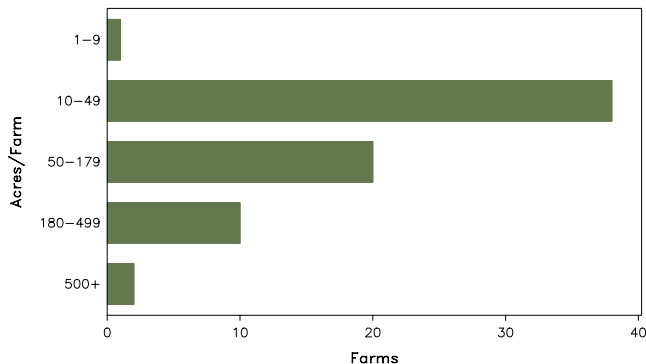
Farms with Women Principal Operators Compared with All Farms

	Women Principal Operators	All Farms
Number of Farms	71	462
Land in Farms	11,604 acres	73,149 acres
Average Size of Farm	163 acres	158 acres
Market Value of Products Sold	\$895,000	\$12,445,000
Crop Sales	\$656,000	\$8,614,000
Livestock Sales	\$238,000	\$3,831,000
Average Per Farm	\$12,600	\$26,937
Government Payments	\$2,000	\$76,000
Average Per Farm Receiving Payments	\$427	\$1,619

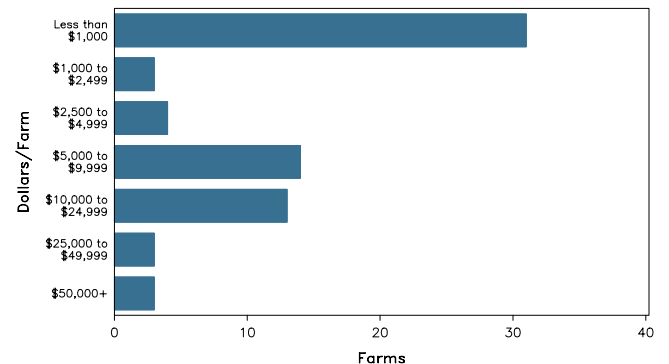
See footnotes on reverse page.

Farms with Women Principal Operators

Farms by Size



Farms by Economic Size



2007 CENSUS OF AGRICULTURE

Nelson County – Virginia Farms with Women Principal Operators

Selected Highlights

Item	Farms	Quantity
MARKET VALUE OF AGRICULTURAL PRODUCTS SOLD (\$1,000)		
Total value of agricultural products sold	71	895
Value of crops including nursery and greenhouse	26	656
Value of livestock, poultry, and their products	30	238
VALUE OF SALES BY COMMODITY GROUP (\$1,000)		
Grains, oilseeds, dry beans, and dry peas	1	(D)
Tobacco	-	-
Cotton and cottonseed	-	-
Vegetables, melons, potatoes and sweet potatoes	7	(D)
Fruits, tree nuts, and berries	7	87
Nursery, greenhouse, floriculture, and sod	8	(D)
Cut Christmas trees and short rotation woody crops	-	-
Other crops and hay	18	153
Poultry and eggs	5	(D)
Cattle and calves	19	(D)
Milk and other dairy products from cows	-	-
Hogs and pigs	-	-
Sheep, goats, and their products	3	20
Horses, ponies, mules, burros, and donkeys	3	23
Aquaculture	-	-
Other animals and other animal products	1	(D)
TOP CROP ITEMS (acres)		
Forage - land used for all hay and haylage, grass silage, and greenchop	27	1,452
Vegetables harvested for sale	7	(D)
Pumpkins	3	(D)
Grapes	3	15
Land in berries	5	(D)
TOP LIVESTOCK INVENTORY ITEMS (number)		
Cattle and calves	22	813
Sheep and lambs	3	228
Colonies of bees	2	(D)
Layers	9	114
Horses and ponies	16	101

Operator Characteristics

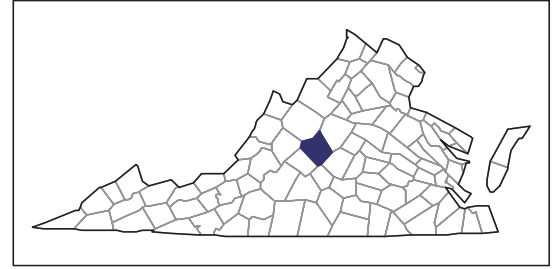
Item	Quantity
Primary occupation:	
Farming	22
Other	49
Days worked off farm:	
None	24
Any	47
Years on present farm:	
2 years or less	5
3 to 4 years	2
5 to 9 years	17
10 years or more	47
Age group:	
Under 45 years	12
45 to 64 years	36
65 years and over	23
Average age of principal operator (years)	59.6

Economic Characteristics

Item	Quantity
Farms by value of sales:	
Less than \$1,000	32
\$1,000 to \$2,499	2
\$2,500 to \$4,999	4
\$5,000 to \$9,999	14
\$10,000 to \$49,999	16
\$50,000 to \$99,999	2
\$100,000 to \$249,999	-
\$250,000 to \$499,999	1
\$500,000 or more	-
Total farm production expenses (\$1,000)	1,392
Average per farm (\$)	19,603
Net cash farm income of operation (\$1,000)	-436
Average per farm (\$)	-6,146
Value of agricultural products sold directly to individuals for human consumption (\$1,000)	48
Total organic product sales (\$1,000)	(D)
Total income from farm-related sources, gross before taxes and expenses (\$1,000)	59

See "Census of Agriculture, Volume 1, Geographic Area Series" for complete footnotes, explanations, definitions, and methodology.
(D) Cannot be disclosed. (Z) Less than half of the unit shown.

2007 CENSUS OF AGRICULTURE



Nelson County – Virginia

Farms with Spanish, Hispanic, or Latino Operators Compared with All Farms

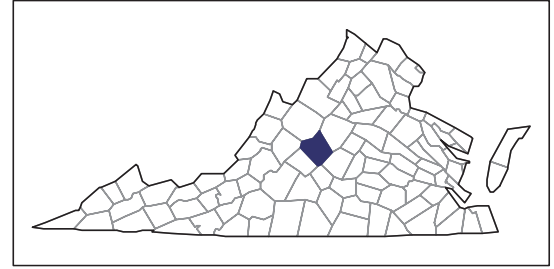
Data are not available at this geographic level for farms with Spanish, Hispanic, or Latino operators.



United States Department of Agriculture
National Agricultural Statistics Service

www.agcensus.usda.gov

2007 CENSUS OF AGRICULTURE



Nelson County – Virginia

Farms with American Indian or Alaska Native Operators Compared with All Farms

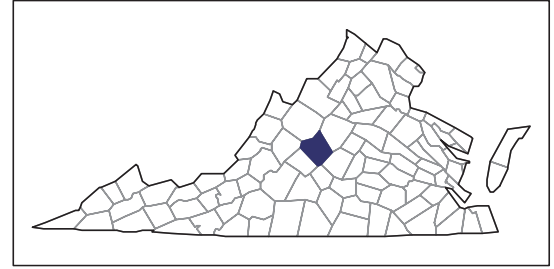
Data are not available at this geographic level for farms with American Indian or Alaska Native operators.



United States Department of Agriculture
National Agricultural Statistics Service

www.agcensus.usda.gov

2007 CENSUS OF AGRICULTURE



Nelson County – Virginia

**Farms with Asian Operators
Compared with All Farms**

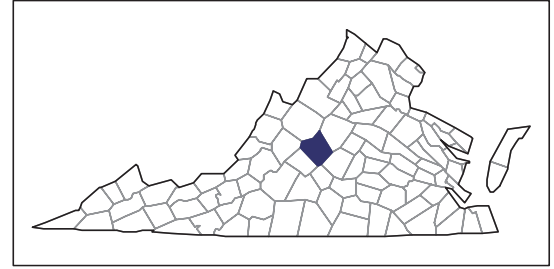
Data are not available at this geographic level for farms with Asian operators.



United States Department of Agriculture
National Agricultural Statistics Service

www.agcensus.usda.gov

2007 CENSUS OF AGRICULTURE



Nelson County – Virginia

Farms with Black or African American Operators Compared with All Farms

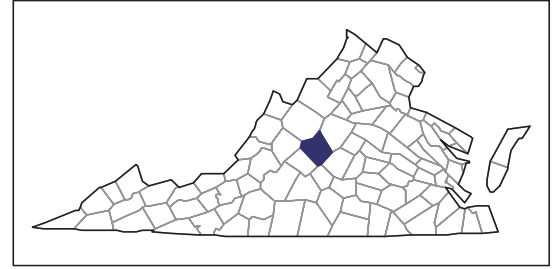
Data are not available at this geographic level for farms with Black or African American operators.



United States Department of Agriculture
National Agricultural Statistics Service

www.agcensus.usda.gov

2007 CENSUS OF AGRICULTURE



Nelson County – Virginia

Farms with Native Hawaiian or Other Pacific Islander Operators Compared with All Farms

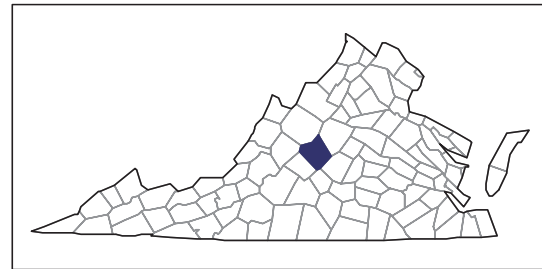
Data are not available at this geographic level for farms with Native Hawaiian or Other Pacific Islander operators.



United States Department of Agriculture
National Agricultural Statistics Service

www.agcensus.usda.gov

2007 CENSUS OF AGRICULTURE



Nelson County – Virginia

**Farms with White Operators
Compared with All Farms**

Data are not available at this geographic level for farms with White operators.



United States Department of Agriculture
National Agricultural Statistics Service

www.agcensus.usda.gov

