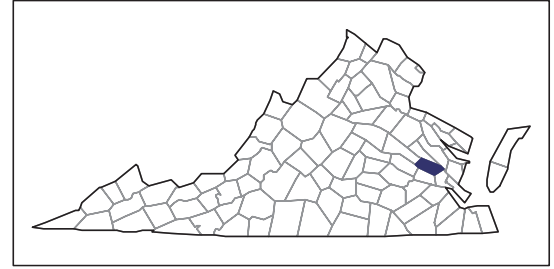


2007 CENSUS OF AGRICULTURE



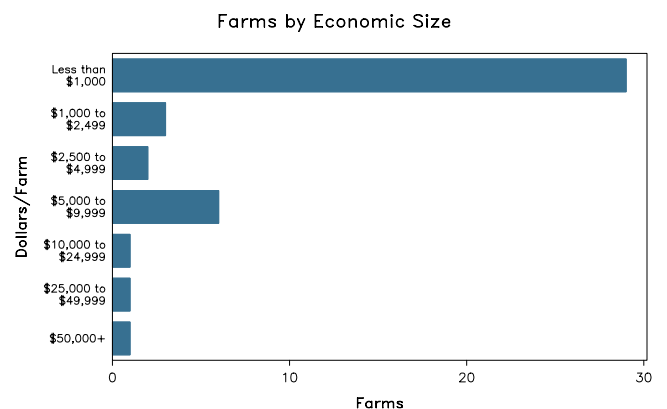
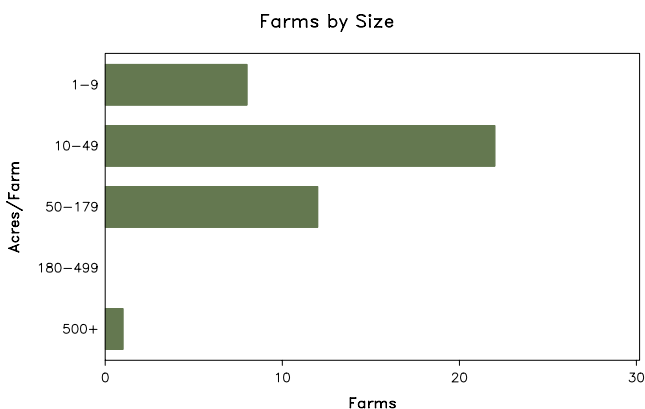
New Kent County – Virginia

Farms with Women Principal Operators Compared with All Farms

	Women Principal Operators	All Farms
Number of Farms	43	121
Land in Farms	2,337 acres	20,361 acres
Average Size of Farm	54 acres	168 acres
Market Value of Products Sold	\$162,000	\$4,614,000
Crop Sales	\$116,000	\$4,313,000
Livestock Sales	\$46,000	\$301,000
Average Per Farm	\$3,766	\$38,132
Government Payments	(D)	\$214,000
Average Per Farm Receiving Payments	(D)	\$8,919

See footnotes on reverse page.

Farms with Women Principal Operators



2007 CENSUS OF AGRICULTURE

New Kent County – Virginia Farms with Women Principal Operators

Selected Highlights

Item	Farms	Quantity
MARKET VALUE OF AGRICULTURAL PRODUCTS SOLD (\$1,000)		
Total value of agricultural products sold	43	162
Value of crops including nursery and greenhouse	10	116
Value of livestock, poultry, and their products	18	46
VALUE OF SALES BY COMMODITY GROUP (\$1,000)		
Grains, oilseeds, dry beans, and dry peas	2	(D)
Tobacco	-	-
Cotton and cottonseed	-	-
Vegetables, melons, potatoes and sweet potatoes	3	(D)
Fruits, tree nuts, and berries	-	-
Nursery, greenhouse, floriculture, and sod	-	-
Cut Christmas trees and short rotation woody crops	-	-
Other crops and hay	6	17
Poultry and eggs	12	(D)
Cattle and calves	2	(D)
Milk and other dairy products from cows	-	-
Hogs and pigs	5	1
Sheep, goats, and their products	1	(D)
Horses, ponies, mules, burros, and donkeys	2	(D)
Aquaculture	-	-
Other animals and other animal products	6	(D)
TOP CROP ITEMS (acres)		
Forage - land used for all hay and haylage, grass silage, and greenchop	7	165
Corn for grain	1	(D)
Soybeans for beans	1	(D)
Vegetables harvested for sale	3	(D)
Pumpkins	3	(D)
TOP LIVESTOCK INVENTORY ITEMS (number)		
Layers	12	313
Horses and ponies	28	199
Goats, all	6	118
Llamas	9	85
Cattle and calves	6	63

Operator Characteristics

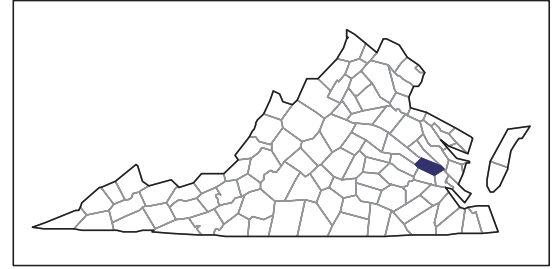
Item	Quantity
Primary occupation:	
Farming	17
Other	26
Days worked off farm:	
None	20
Any	23
Years on present farm:	
2 years or less	-
3 to 4 years	8
5 to 9 years	7
10 years or more	28
Age group:	
Under 45 years	14
45 to 64 years	22
65 years and over	7
Average age of principal operator (years)	49.7

Economic Characteristics

Item	Quantity
Farms by value of sales:	
Less than \$1,000	29
\$1,000 to \$2,499	3
\$2,500 to \$4,999	2
\$5,000 to \$9,999	6
\$10,000 to \$49,999	2
\$50,000 to \$99,999	1
\$100,000 to \$249,999	-
\$250,000 to \$499,999	-
\$500,000 or more	-
Total farm production expenses (\$1,000)	624
Average per farm (\$)	14,509
Net cash farm income of operation (\$1,000)	-451
Average per farm (\$)	-10,493
Value of agricultural products sold directly to individuals for human consumption (\$1,000)	(D)
Total organic product sales (\$1,000)	-
Total income from farm-related sources, gross before taxes and expenses (\$1,000)	10

See "Census of Agriculture, Volume 1, Geographic Area Series" for complete footnotes, explanations, definitions, and methodology.
(D) Cannot be disclosed. (Z) Less than half of the unit shown.

2007 CENSUS OF AGRICULTURE



New Kent County – Virginia

Farms with Spanish, Hispanic, or Latino Operators Compared with All Farms

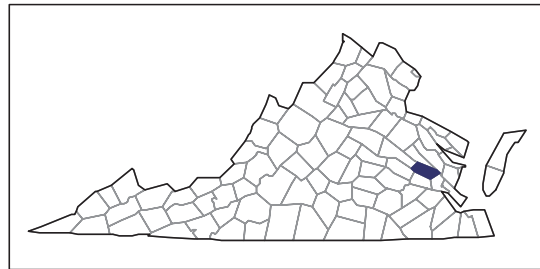
Data are not available at this geographic level for farms with Spanish, Hispanic, or Latino operators.



United States Department of Agriculture
National Agricultural Statistics Service

www.agcensus.usda.gov

2007 CENSUS OF AGRICULTURE



New Kent County – Virginia

Farms with American Indian or Alaska Native Operators Compared with All Farms

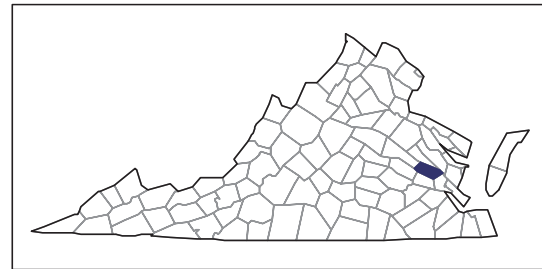
Data are not available at this geographic level for farms with American Indian or Alaska Native operators.



United States Department of Agriculture
National Agricultural Statistics Service

www.agcensus.usda.gov

2007 CENSUS OF AGRICULTURE



New Kent County – Virginia

**Farms with Asian Operators
Compared with All Farms**

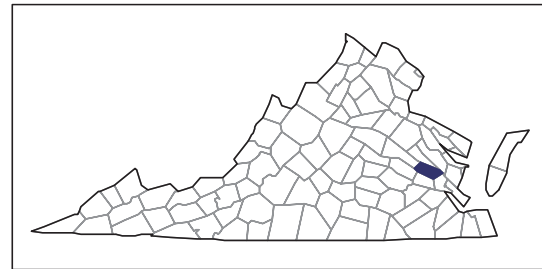
Data are not available at this geographic level for farms with Asian operators.



United States Department of Agriculture
National Agricultural Statistics Service

www.agcensus.usda.gov

2007 CENSUS OF AGRICULTURE



New Kent County – Virginia

Farms with Black or African American Operators Compared with All Farms

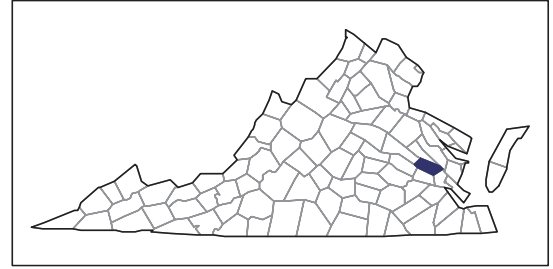
Data are not available at this geographic level for farms with Black or African American operators.



United States Department of Agriculture
National Agricultural Statistics Service

www.agcensus.usda.gov

2007 CENSUS OF AGRICULTURE



New Kent County – Virginia

Farms with Native Hawaiian or Other Pacific Islander Operators Compared with All Farms

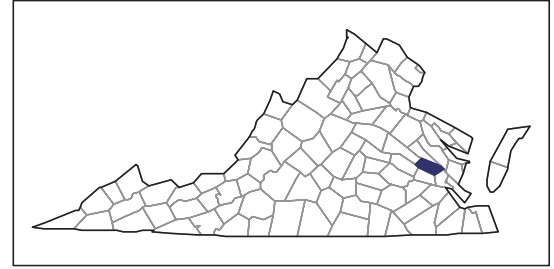
Data are not available at this geographic level for farms with Native Hawaiian or Other Pacific Islander operators.



United States Department of Agriculture
National Agricultural Statistics Service

www.agcensus.usda.gov

2007 CENSUS OF AGRICULTURE



New Kent County – Virginia

**Farms with White Operators
Compared with All Farms**

Data are not available at this geographic level for farms with White operators.



United States Department of Agriculture
National Agricultural Statistics Service

www.agcensus.usda.gov

