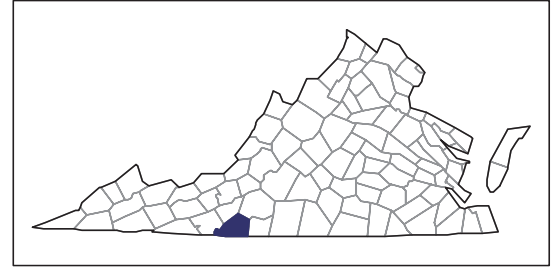


2007 CENSUS OF AGRICULTURE



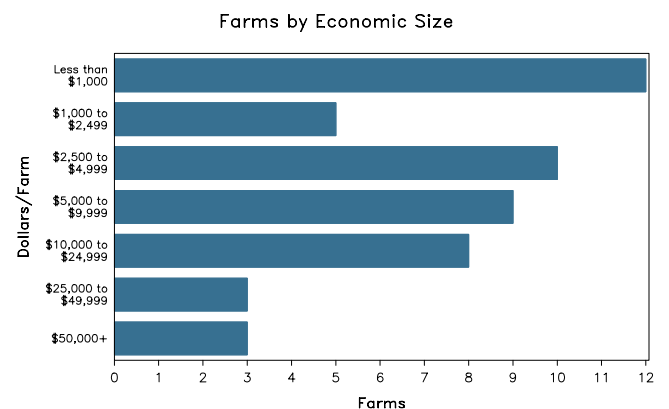
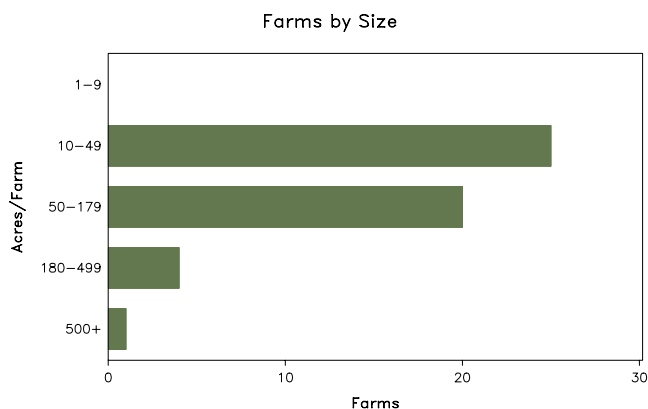
Patrick County – Virginia

Farms with Women Principal Operators Compared with All Farms

	Women Principal Operators	All Farms
Number of Farms	50	613
Land in Farms	4,065 acres	80,027 acres
Average Size of Farm	81 acres	131 acres
Market Value of Products Sold	\$772,000	\$15,913,000
Crop Sales	\$570,000	\$7,523,000
Livestock Sales	\$202,000	\$8,390,000
Average Per Farm	\$15,445	\$25,959
Government Payments	\$8,000	\$358,000
Average Per Farm Receiving Payments	\$1,128	\$2,633

See footnotes on reverse page.

Farms with Women Principal Operators



2007 CENSUS OF AGRICULTURE

Patrick County – Virginia Farms with Women Principal Operators

Selected Highlights

Item	Farms	Quantity
MARKET VALUE OF AGRICULTURAL PRODUCTS SOLD (\$1,000)		
Total value of agricultural products sold	50	772
Value of crops including nursery and greenhouse	24	570
Value of livestock, poultry, and their products	29	202
VALUE OF SALES BY COMMODITY GROUP (\$1,000)		
Grains, oilseeds, dry beans, and dry peas	1	(D)
Tobacco	2	(D)
Cotton and cottonseed	-	-
Vegetables, melons, potatoes and sweet potatoes	1	(D)
Fruits, tree nuts, and berries	3	332
Nursery, greenhouse, floriculture, and sod	3	(D)
Cut Christmas trees and short rotation woody crops	-	-
Other crops and hay	17	63
Poultry and eggs	3	(D)
Cattle and calves	25	195
Milk and other dairy products from cows	1	(D)
Hogs and pigs	-	-
Sheep, goats, and their products	3	2
Horses, ponies, mules, burros, and donkeys	1	(D)
Aquaculture	-	-
Other animals and other animal products	-	-
TOP CROP ITEMS (acres)		
Forage - land used for all hay and haylage, grass silage, and greenchop	28	669
Peaches, all	3	51
Corn for silage or greenchop	1	(D)
Nursery stock	2	(D)
Tobacco	2	(D)
TOP LIVESTOCK INVENTORY ITEMS (number)		
Cattle and calves	26	782
Horses and ponies	18	131
Goats, all	4	105
Layers	3	70
Sheep and lambs	3	(D)

Operator Characteristics

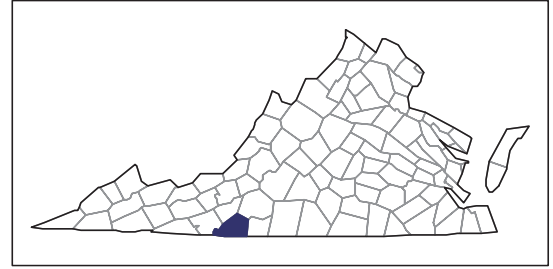
Item	Quantity
Primary occupation:	
Farming	23
Other	27
Days worked off farm:	
None	22
Any	28
Years on present farm:	
2 years or less	-
3 to 4 years	7
5 to 9 years	11
10 years or more	32
Age group:	
Under 45 years	4
45 to 64 years	25
65 years and over	21
Average age of principal operator (years)	59.4

Economic Characteristics

Item	Quantity
Farms by value of sales:	
Less than \$1,000	12
\$1,000 to \$2,499	5
\$2,500 to \$4,999	10
\$5,000 to \$9,999	9
\$10,000 to \$49,999	11
\$50,000 to \$99,999	-
\$100,000 to \$249,999	3
\$250,000 to \$499,999	-
\$500,000 or more	-
Total farm production expenses (\$1,000)	924
Average per farm (\$)	18,483
Net cash farm income of operation (\$1,000)	35
Average per farm (\$)	705
Value of agricultural products sold directly to individuals for human consumption (\$1,000)	(D)
Total organic product sales (\$1,000)	-
Total income from farm-related sources, gross before taxes and expenses (\$1,000)	179

See "Census of Agriculture, Volume 1, Geographic Area Series" for complete footnotes, explanations, definitions, and methodology.
(D) Cannot be disclosed. (Z) Less than half of the unit shown.

2007 CENSUS OF AGRICULTURE



Patrick County – Virginia

Farms with Spanish, Hispanic, or Latino Operators Compared with All Farms

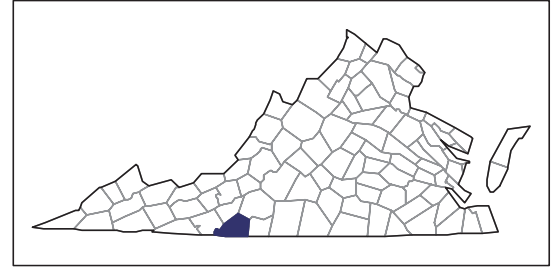
Data are not available at this geographic level for farms with Spanish, Hispanic, or Latino operators.



United States Department of Agriculture
National Agricultural Statistics Service

www.agcensus.usda.gov

2007 CENSUS OF AGRICULTURE



Patrick County – Virginia

Farms with American Indian or Alaska Native Operators Compared with All Farms

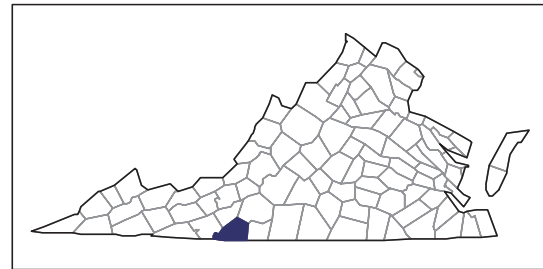
Data are not available at this geographic level for farms with American Indian or Alaska Native operators.



United States Department of Agriculture
National Agricultural Statistics Service

www.agcensus.usda.gov

2007 CENSUS OF AGRICULTURE



Patrick County – Virginia

**Farms with Asian Operators
Compared with All Farms**

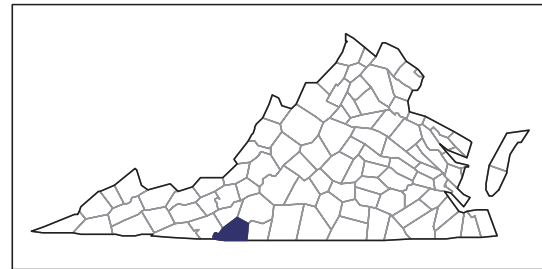
Data are not available at this geographic level for farms with Asian operators.



United States Department of Agriculture
National Agricultural Statistics Service

www.agcensus.usda.gov

2007 CENSUS OF AGRICULTURE



Patrick County – Virginia

Farms with Black or African American Operators Compared with All Farms

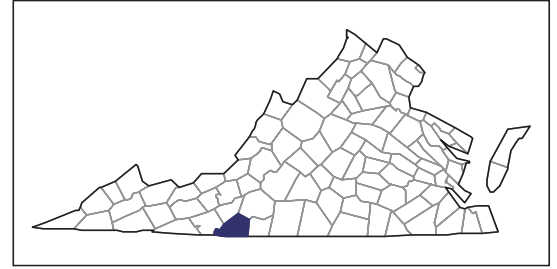
Data are not available at this geographic level for farms with Black or African American operators.



United States Department of Agriculture
National Agricultural Statistics Service

www.agcensus.usda.gov

2007 CENSUS OF AGRICULTURE



Patrick County – Virginia

Farms with Native Hawaiian or Other Pacific Islander Operators Compared with All Farms

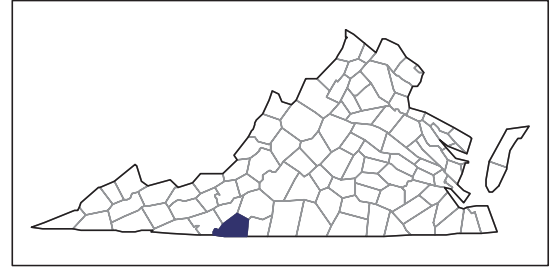
Data are not available at this geographic level for farms with Native Hawaiian or Other Pacific Islander operators.



United States Department of Agriculture
National Agricultural Statistics Service

www.agcensus.usda.gov

2007 CENSUS OF AGRICULTURE



Patrick County – Virginia

**Farms with White Operators
Compared with All Farms**

Data are not available at this geographic level for farms with White operators.



United States Department of Agriculture
National Agricultural Statistics Service

www.agcensus.usda.gov

