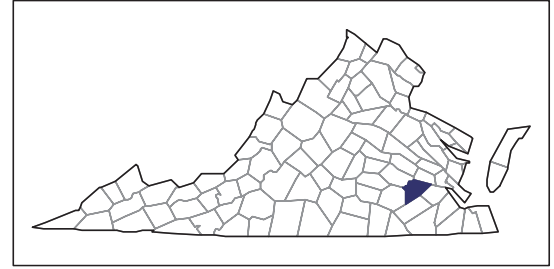


2007 CENSUS OF AGRICULTURE



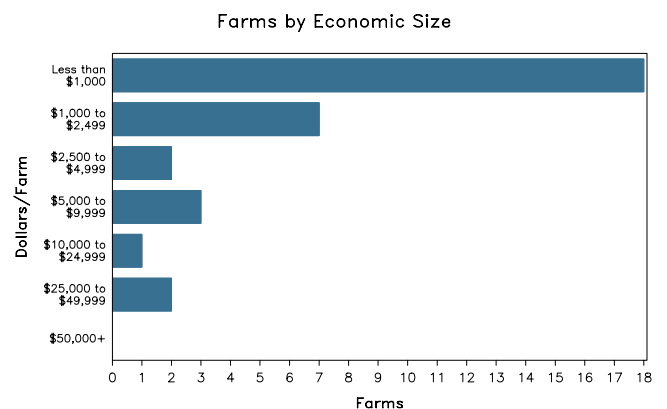
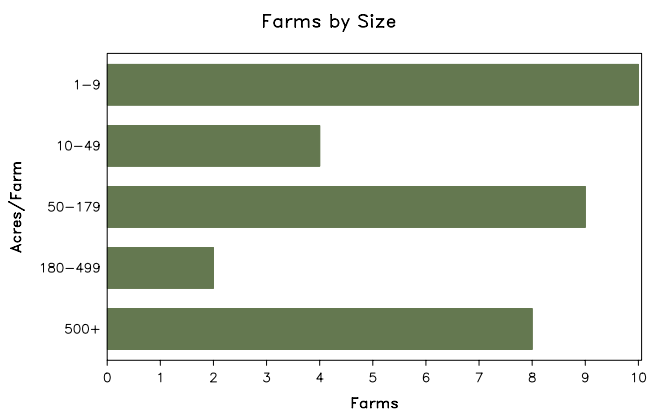
Prince George County – Virginia

Farms with Women Principal Operators Compared with All Farms

	Women Principal Operators	All Farms
Number of Farms	33	186
Land in Farms	8,216 acres	44,805 acres
Average Size of Farm	249 acres	241 acres
Market Value of Products Sold	\$111,000	\$5,488,000
Crop Sales	\$85,000	\$5,001,000
Livestock Sales	\$25,000	\$487,000
Average Per Farm	\$3,363	\$29,504
Government Payments	\$9,000	\$625,000
Average Per Farm Receiving Payments	\$1,508	\$8,556

See footnotes on reverse page.

Farms with Women Principal Operators



2007 CENSUS OF AGRICULTURE

Prince George County – Virginia Farms with Women Principal Operators

Selected Highlights

Item	Farms	Quantity
MARKET VALUE OF AGRICULTURAL PRODUCTS SOLD (\$1,000)		
Total value of agricultural products sold	33	111
Value of crops including nursery and greenhouse	10	85
Value of livestock, poultry, and their products	6	25
VALUE OF SALES BY COMMODITY GROUP (\$1,000)		
Grains, oilseeds, dry beans, and dry peas	3	(D)
Tobacco	-	-
Cotton and cottonseed	-	-
Vegetables, melons, potatoes and sweet potatoes	2	(D)
Fruits, tree nuts, and berries	2	(D)
Nursery, greenhouse, floriculture, and sod	4	20
Cut Christmas trees and short rotation woody crops	-	-
Other crops and hay	3	5
Poultry and eggs	2	(D)
Cattle and calves	1	(D)
Milk and other dairy products from cows	-	-
Hogs and pigs	-	-
Sheep, goats, and their products	1	(D)
Horses, ponies, mules, burros, and donkeys	2	(D)
Aquaculture	-	-
Other animals and other animal products	-	-
TOP CROP ITEMS (acres)		
Soybeans for beans	3	177
Forage - land used for all hay and haylage, grass silage, and greenchop	5	99
Vegetables harvested for sale	2	(D)
Tomatoes in the open	2	(D)
Land in berries	2	(D)
TOP LIVESTOCK INVENTORY ITEMS (number)		
Horses and ponies	11	190
Goats, all	5	(D)
Mules, burros, and donkeys	5	(D)
Cattle and calves	4	73
Layers	2	(D)

Operator Characteristics

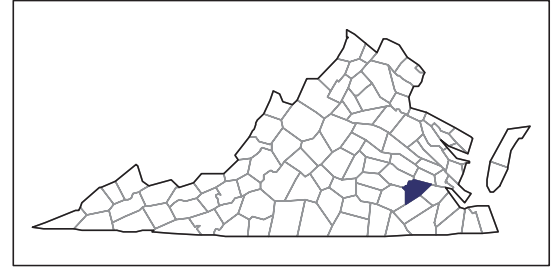
Item	Quantity
Primary occupation:	
Farming	12
Other	21
Days worked off farm:	
None	9
Any	24
Years on present farm:	
2 years or less	2
3 to 4 years	7
5 to 9 years	5
10 years or more	19
Age group:	
Under 45 years	8
45 to 64 years	21
65 years and over	4
Average age of principal operator (years)	52.4

Economic Characteristics

Item	Quantity
Farms by value of sales:	
Less than \$1,000	20
\$1,000 to \$2,499	6
\$2,500 to \$4,999	2
\$5,000 to \$9,999	2
\$10,000 to \$49,999	3
\$50,000 to \$99,999	-
\$100,000 to \$249,999	-
\$250,000 to \$499,999	-
\$500,000 or more	-
Total farm production expenses (\$1,000)	619
Average per farm (\$)	18,767
Net cash farm income of operation (\$1,000)	-325
Average per farm (\$)	-9,858
Value of agricultural products sold directly to individuals for human consumption (\$1,000)	-
Total organic product sales (\$1,000)	-
Total income from farm-related sources, gross before taxes and expenses (\$1,000)	174

See "Census of Agriculture, Volume 1, Geographic Area Series" for complete footnotes, explanations, definitions, and methodology.
(D) Cannot be disclosed. (Z) Less than half of the unit shown.

2007 CENSUS OF AGRICULTURE



Prince George County – Virginia

Farms with Spanish, Hispanic, or Latino Operators Compared with All Farms

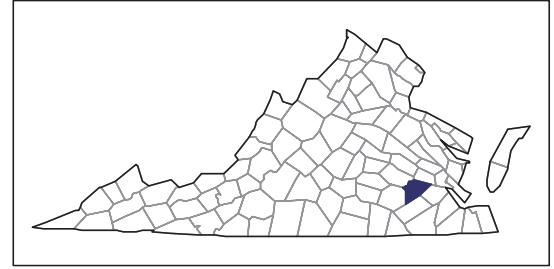
Data are not available at this geographic level for farms with Spanish, Hispanic, or Latino operators.



United States Department of Agriculture
National Agricultural Statistics Service

www.agcensus.usda.gov

2007 CENSUS OF AGRICULTURE



Prince George County – Virginia

Farms with American Indian or Alaska Native Operators Compared with All Farms

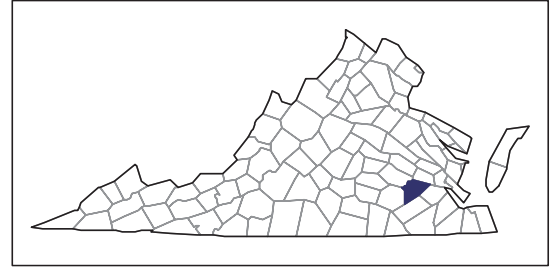
Data are not available at this geographic level for farms with American Indian or Alaska Native operators.



United States Department of Agriculture
National Agricultural Statistics Service

www.agcensus.usda.gov

2007 CENSUS OF AGRICULTURE



Prince George County – Virginia

Farms with Asian Operators Compared with All Farms

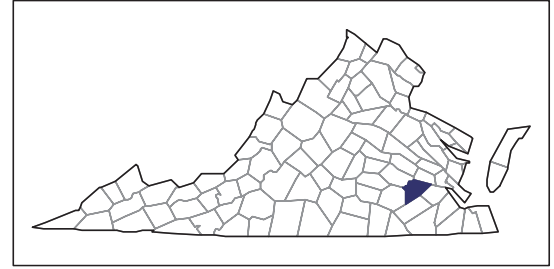
Data are not available at this geographic level for farms with Asian operators.



United States Department of Agriculture
National Agricultural Statistics Service

www.agcensus.usda.gov

2007 CENSUS OF AGRICULTURE



Prince George County – Virginia

Farms with Black or African American Operators Compared with All Farms

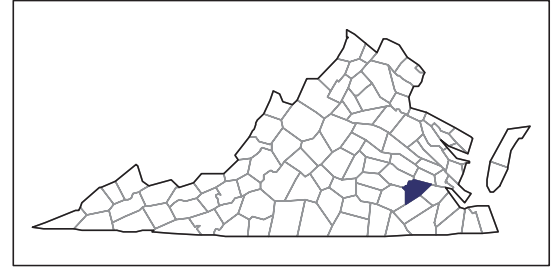
Data are not available at this geographic level for farms with Black or African American operators.



United States Department of Agriculture
National Agricultural Statistics Service

www.agcensus.usda.gov

2007 CENSUS OF AGRICULTURE



Prince George County – Virginia

Farms with Native Hawaiian or Other Pacific Islander Operators Compared with All Farms

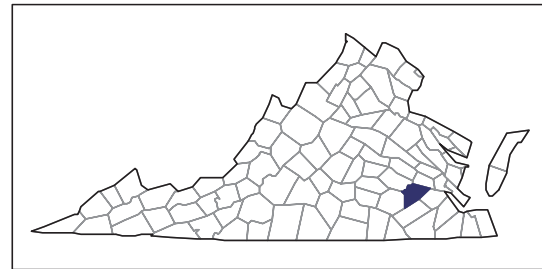
Data are not available at this geographic level for farms with Native Hawaiian or Other Pacific Islander operators.



United States Department of Agriculture
National Agricultural Statistics Service

www.agcensus.usda.gov

2007 CENSUS OF AGRICULTURE



Prince George County – Virginia

Farms with White Operators Compared with All Farms

Data are not available at this geographic level for farms with White operators.



United States Department of Agriculture
National Agricultural Statistics Service

www.agcensus.usda.gov

