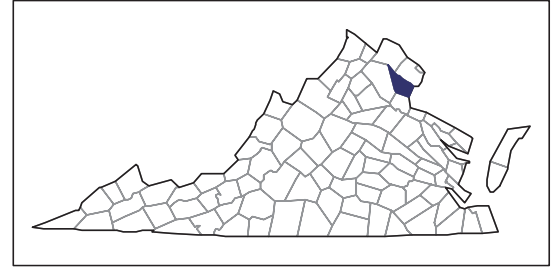


2007 CENSUS OF AGRICULTURE



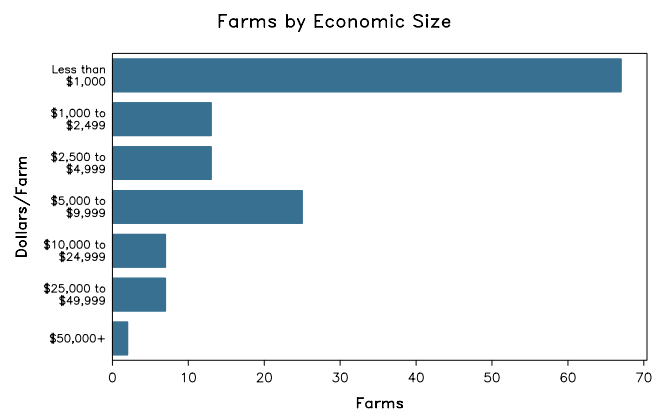
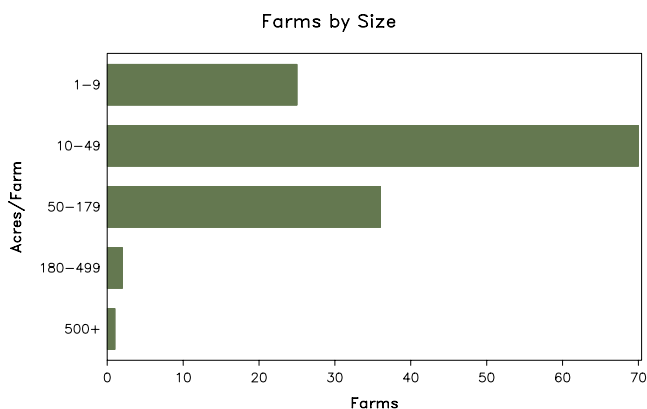
Prince William County – Virginia

Farms with Women Principal Operators Compared with All Farms

	Women Principal Operators	All Farms
Number of Farms	134	345
Land in Farms	5,742 acres	32,816 acres
Average Size of Farm	43 acres	95 acres
Market Value of Products Sold	\$638,000	\$9,429,000
Crop Sales	\$172,000	\$4,865,000
Livestock Sales	\$466,000	\$4,564,000
Average Per Farm	\$4,763	\$27,330
Government Payments	\$17,000	\$107,000
Average Per Farm Receiving Payments	\$3,338	\$5,104

See footnotes on reverse page.

Farms with Women Principal Operators



2007 CENSUS OF AGRICULTURE

Prince William County – Virginia Farms with Women Principal Operators

Selected Highlights

Item	Farms	Quantity
MARKET VALUE OF AGRICULTURAL PRODUCTS SOLD (\$1,000)		
Total value of agricultural products sold	134	638
Value of crops including nursery and greenhouse	23	172
Value of livestock, poultry, and their products	57	466
VALUE OF SALES BY COMMODITY GROUP (\$1,000)		
Grains, oilseeds, dry beans, and dry peas	2	(D)
Tobacco	-	-
Cotton and cottonseed	-	-
Vegetables, melons, potatoes and sweet potatoes	2	(D)
Fruits, tree nuts, and berries	1	(D)
Nursery, greenhouse, floriculture, and sod	-	-
Cut Christmas trees and short rotation woody crops	-	-
Other crops and hay	18	71
Poultry and eggs	13	(D)
Cattle and calves	10	142
Milk and other dairy products from cows	-	-
Hogs and pigs	3	-
Sheep, goats, and their products	12	44
Horses, ponies, mules, burros, and donkeys	34	(D)
Aquaculture	-	-
Other animals and other animal products	6	(D)
TOP CROP ITEMS (acres)		
Forage - land used for all hay and haylage, grass silage, and greenchop	37	1,169
Corn for grain	2	(D)
Vegetables harvested for sale	2	(D)
Pumpkins	2	(D)
Sweet corn	2	(D)
TOP LIVESTOCK INVENTORY ITEMS (number)		
Horses and ponies	105	1,387
Layers	16	420
Goats, all	18	280
Cattle and calves	12	278
Ducks	10	67

Operator Characteristics

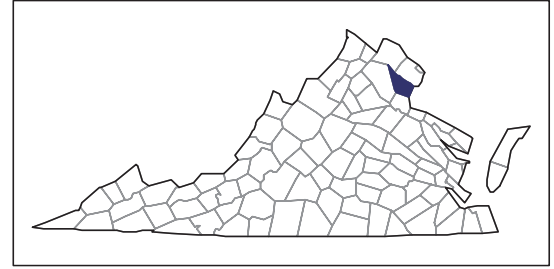
Item	Quantity
Primary occupation:	
Farming	53
Other	81
Days worked off farm:	
None	35
Any	99
Years on present farm:	
2 years or less	6
3 to 4 years	17
5 to 9 years	27
10 years or more	84
Age group:	
Under 45 years	32
45 to 64 years	80
65 years and over	22
Average age of principal operator (years)	53.3

Economic Characteristics

Item	Quantity
Farms by value of sales:	
Less than \$1,000	68
\$1,000 to \$2,499	14
\$2,500 to \$4,999	12
\$5,000 to \$9,999	25
\$10,000 to \$49,999	13
\$50,000 to \$99,999	2
\$100,000 to \$249,999	-
\$250,000 to \$499,999	-
\$500,000 or more	-
Total farm production expenses (\$1,000)	4,945
Average per farm (\$)	36,900
Net cash farm income of operation (\$1,000)	-3,083
Average per farm (\$)	-23,007
Value of agricultural products sold directly to individuals for human consumption (\$1,000)	18
Total organic product sales (\$1,000)	-
Total income from farm-related sources, gross before taxes and expenses (\$1,000)	1,207

See "Census of Agriculture, Volume 1, Geographic Area Series" for complete footnotes, explanations, definitions, and methodology.
(D) Cannot be disclosed. (Z) Less than half of the unit shown.

2007 CENSUS OF AGRICULTURE



Prince William County – Virginia

Farms with Spanish, Hispanic, or Latino Operators Compared with All Farms

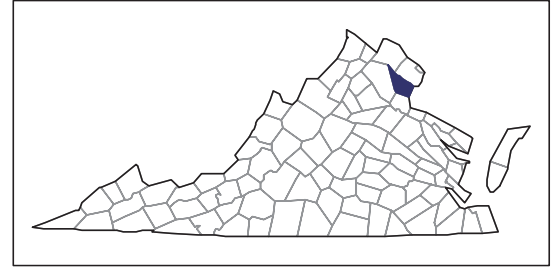
Data are not available at this geographic level for farms with Spanish, Hispanic, or Latino operators.



United States Department of Agriculture
National Agricultural Statistics Service

www.agcensus.usda.gov

2007 CENSUS OF AGRICULTURE



Prince William County – Virginia

Farms with American Indian or Alaska Native Operators Compared with All Farms

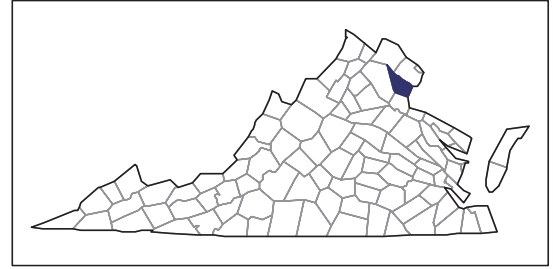
Data are not available at this geographic level for farms with American Indian or Alaska Native operators.



United States Department of Agriculture
National Agricultural Statistics Service

www.agcensus.usda.gov

2007 CENSUS OF AGRICULTURE



Prince William County – Virginia

Farms with Asian Operators Compared with All Farms

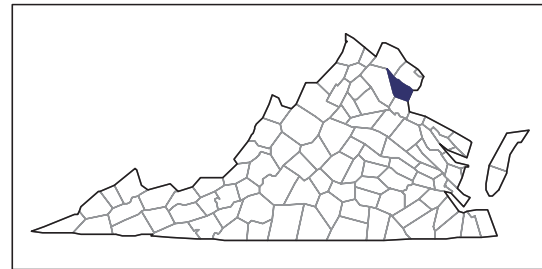
Data are not available at this geographic level for farms with Asian operators.



United States Department of Agriculture
National Agricultural Statistics Service

www.agcensus.usda.gov

2007 CENSUS OF AGRICULTURE



Prince William County – Virginia

Farms with Black or African American Operators Compared with All Farms

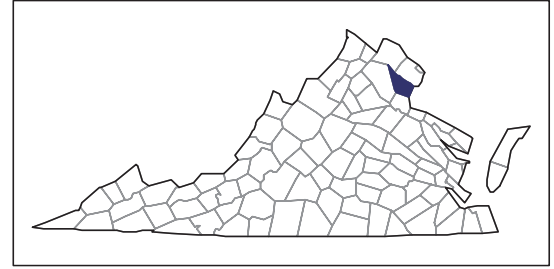
Data are not available at this geographic level for farms with Black or African American operators.



United States Department of Agriculture
National Agricultural Statistics Service

www.agcensus.usda.gov

2007 CENSUS OF AGRICULTURE



Prince William County – Virginia

Farms with Native Hawaiian or Other Pacific Islander Operators Compared with All Farms

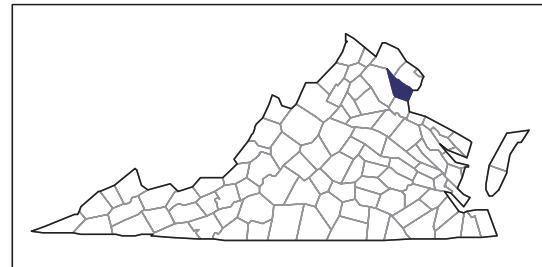
Data are not available at this geographic level for farms with Native Hawaiian or Other Pacific Islander operators.



United States Department of Agriculture
National Agricultural Statistics Service

www.agcensus.usda.gov

2007 CENSUS OF AGRICULTURE



Prince William County – Virginia

Farms with White Operators Compared with All Farms

Data are not available at this geographic level for farms with White operators.



United States Department of Agriculture
National Agricultural Statistics Service

www.agcensus.usda.gov

