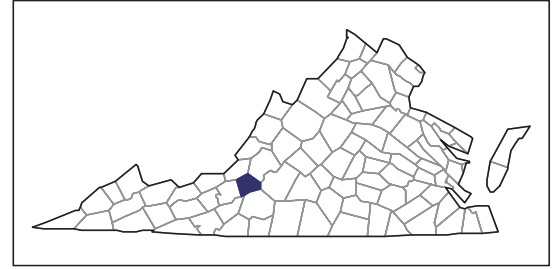


# 2007 CENSUS OF AGRICULTURE



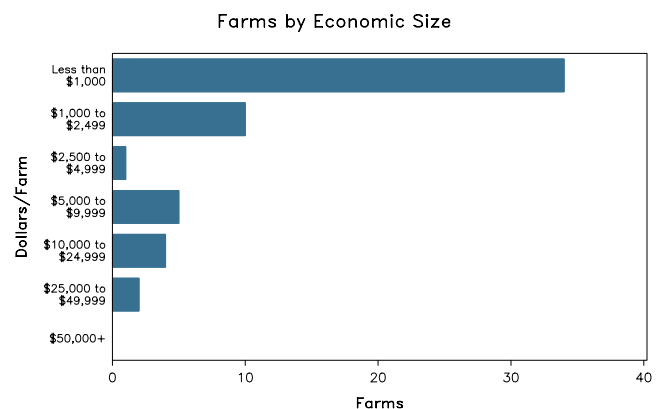
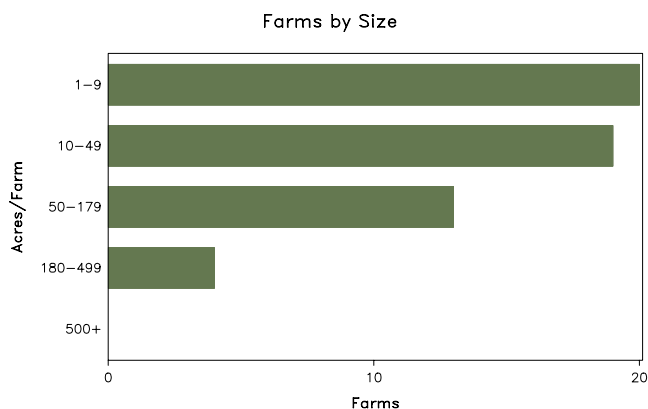
## Roanoke County – Virginia

### Farms with Women Principal Operators Compared with All Farms

	Women Principal Operators	All Farms
<b>Number of Farms</b>	56	345
<b>Land in Farms</b>	3,041 acres	29,214 acres
<b>Average Size of Farm</b>	54 acres	85 acres
<b>Market Value of Products Sold</b>	\$213,000	\$4,897,000
Crop Sales	\$144,000	\$3,437,000
Livestock Sales	\$69,000	\$1,461,000
Average Per Farm	\$3,807	\$14,195
<b>Government Payments</b>	\$1,000	\$12,000
Average Per Farm Receiving Payments	\$190	\$454

See footnotes on reverse page.

### Farms with Women Principal Operators



# 2007 CENSUS OF AGRICULTURE

## Roanoke County – Virginia Farms with Women Principal Operators

### Selected Highlights

Item	Farms	Quantity
<b>MARKET VALUE OF AGRICULTURAL PRODUCTS SOLD (\$1,000)</b>		
Total value of agricultural products sold	56	213
Value of crops including nursery and greenhouse	18	144
Value of livestock, poultry, and their products	19	69
<b>VALUE OF SALES BY COMMODITY GROUP (\$1,000)</b>		
Grains, oilseeds, dry beans, and dry peas	-	-
Tobacco	-	-
Cotton and cottonseed	-	-
Vegetables, melons, potatoes and sweet potatoes	2	(D)
Fruits, tree nuts, and berries	3	(D)
Nursery, greenhouse, floriculture, and sod	1	(D)
Cut Christmas trees and short rotation woody crops	2	(D)
Other crops and hay	12	56
Poultry and eggs	7	2
Cattle and calves	10	54
Milk and other dairy products from cows	-	-
Hogs and pigs	-	-
Sheep, goats, and their products	5	(D)
Horses, ponies, mules, burros, and donkeys	2	(D)
Aquaculture	-	-
Other animals and other animal products	-	-
<b>TOP CROP ITEMS (acres)</b>		
Forage - land used for all hay and haylage, grass silage, and greenchop	20	431
Nectarines	1	(D)
Peaches, all	1	(D)
Vegetables harvested for sale	2	(D)
Cut Christmas trees	2	(D)
<b>TOP LIVESTOCK INVENTORY ITEMS (number)</b>		
Cattle and calves	15	294
Horses and ponies	27	217
Layers	4	90
Goats, all	9	(D)
Pullets for laying flock replacement	2	(D)

### Operator Characteristics

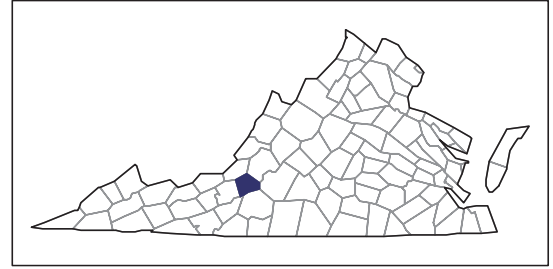
Item	Quantity
Primary occupation:	
Farming	23
Other	33
Days worked off farm:	
None	15
Any	41
Years on present farm:	
2 years or less	2
3 to 4 years	2
5 to 9 years	19
10 years or more	33
Age group:	
Under 45 years	3
45 to 64 years	34
65 years and over	19
Average age of principal operator (years)	59.6

### Economic Characteristics

Item	Quantity
Farms by value of sales:	
Less than \$1,000	34
\$1,000 to \$2,499	10
\$2,500 to \$4,999	1
\$5,000 to \$9,999	5
\$10,000 to \$49,999	6
\$50,000 to \$99,999	-
\$100,000 to \$249,999	-
\$250,000 to \$499,999	-
\$500,000 or more	-
Total farm production expenses (\$1,000)	990
Average per farm (\$)	17,684
Net cash farm income of operation (\$1,000)	-530
Average per farm (\$)	-9,467
Value of agricultural products sold directly to individuals for human consumption (\$1,000)	-
Total organic product sales (\$1,000)	-
Total income from farm-related sources, gross before taxes and expenses (\$1,000)	246

See "Census of Agriculture, Volume 1, Geographic Area Series" for complete footnotes, explanations, definitions, and methodology.  
(D) Cannot be disclosed. (Z) Less than half of the unit shown.

# 2007 CENSUS OF AGRICULTURE



## Roanoke County – Virginia

### Farms with Spanish, Hispanic, or Latino Operators Compared with All Farms

Data are not available at this geographic level for farms with Spanish, Hispanic, or Latino operators.

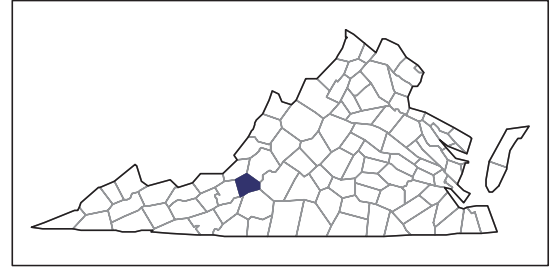


United States Department of Agriculture  
National Agricultural Statistics Service

[www.agcensus.usda.gov](http://www.agcensus.usda.gov)



# 2007 CENSUS OF AGRICULTURE



## Roanoke County – Virginia

### Farms with American Indian or Alaska Native Operators Compared with All Farms

Data are not available at this geographic level for farms with American Indian or Alaska Native operators.

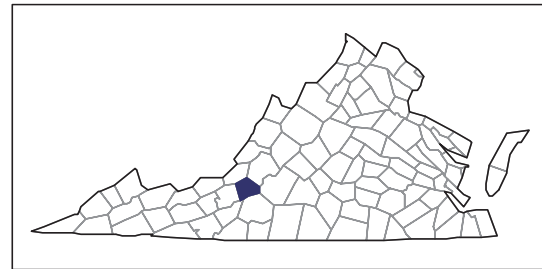


United States Department of Agriculture  
National Agricultural Statistics Service

[www.agcensus.usda.gov](http://www.agcensus.usda.gov)



# 2007 CENSUS OF AGRICULTURE



**Roanoke County – Virginia**

**Farms with Asian Operators  
Compared with All Farms**

**Data are not available at this geographic level for farms with Asian operators.**



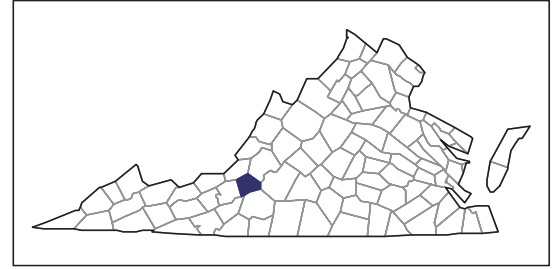
United States Department of Agriculture  
National Agricultural Statistics Service

[www.agcensus.usda.gov](http://www.agcensus.usda.gov)





# 2007 CENSUS OF AGRICULTURE



## Roanoke County – Virginia

### Farms with Black or African American Operators Compared with All Farms

Data are not available at this geographic level for farms with Black or African American operators.

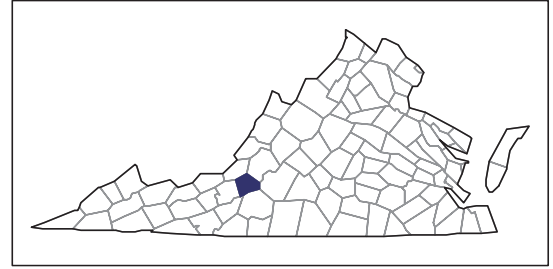


United States Department of Agriculture  
National Agricultural Statistics Service

[www.agcensus.usda.gov](http://www.agcensus.usda.gov)



# 2007 CENSUS OF AGRICULTURE



## Roanoke County – Virginia

### Farms with Native Hawaiian or Other Pacific Islander Operators Compared with All Farms

Data are not available at this geographic level for farms with Native Hawaiian or Other Pacific Islander operators.

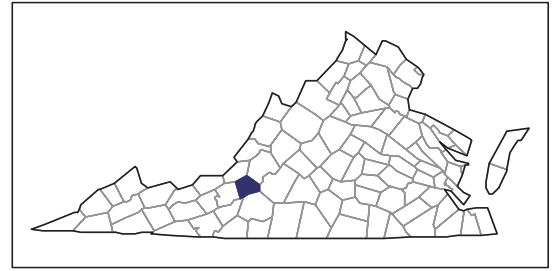


United States Department of Agriculture  
National Agricultural Statistics Service

[www.agcensus.usda.gov](http://www.agcensus.usda.gov)



# 2007 CENSUS *OF* AGRICULTURE



**Roanoke County – Virginia**

**Farms with White Operators  
Compared with All Farms**

**Data are not available at this geographic level for farms with White operators.**



United States Department of Agriculture  
National Agricultural Statistics Service

[www.agcensus.usda.gov](http://www.agcensus.usda.gov)

