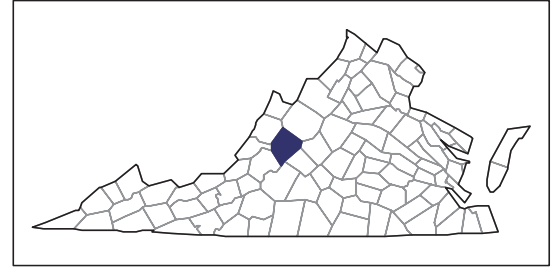


2007 CENSUS OF AGRICULTURE



Rockbridge County – Virginia

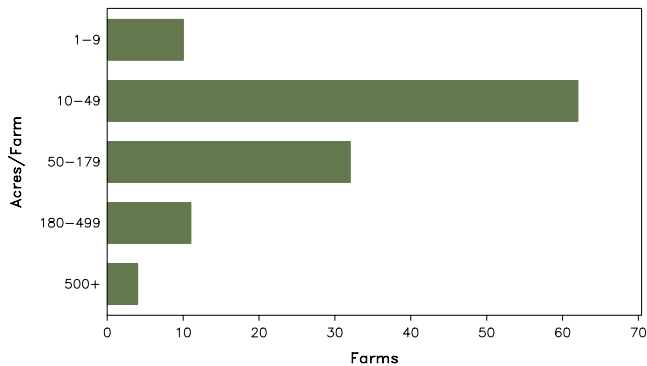
Farms with Women Principal Operators Compared with All Farms

	Women Principal Operators	All Farms
Number of Farms	119	805
Land in Farms	10,078 acres	138,315 acres
Average Size of Farm	85 acres	172 acres
Market Value of Products Sold	\$1,790,000	\$19,680,000
Crop Sales	\$752,000	\$3,776,000
Livestock Sales	\$1,037,000	\$15,904,000
Average Per Farm	\$15,042	\$24,447
Government Payments	\$19,000	\$292,000
Average Per Farm Receiving Payments	\$1,128	\$2,605

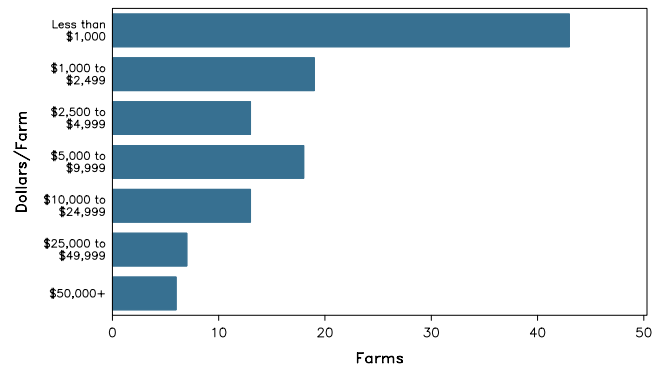
See footnotes on reverse page.

Farms with Women Principal Operators

Farms by Size



Farms by Economic Size



2007 CENSUS OF AGRICULTURE

Rockbridge County – Virginia Farms with Women Principal Operators

Selected Highlights

Item	Farms	Quantity
MARKET VALUE OF AGRICULTURAL PRODUCTS SOLD (\$1,000)		
Total value of agricultural products sold	119	1,790
Value of crops including nursery and greenhouse	30	752
Value of livestock, poultry, and their products	73	1,037
VALUE OF SALES BY COMMODITY GROUP (\$1,000)		
Grains, oilseeds, dry beans, and dry peas	3	12
Tobacco	-	-
Cotton and cottonseed	-	-
Vegetables, melons, potatoes and sweet potatoes	2	(D)
Fruits, tree nuts, and berries	6	(D)
Nursery, greenhouse, floriculture, and sod	1	(D)
Cut Christmas trees and short rotation woody crops	-	-
Other crops and hay	24	137
Poultry and eggs	20	(D)
Cattle and calves	36	(D)
Milk and other dairy products from cows	1	(D)
Hogs and pigs	1	(D)
Sheep, goats, and their products	15	38
Horses, ponies, mules, burros, and donkeys	14	135
Aquaculture	-	-
Other animals and other animal products	7	-
TOP CROP ITEMS (acres)		
Forage - land used for all hay and haylage, grass silage, and greenchop	52	1,497
Corn for silage or greenchop	3	(D)
Pears, all	3	(D)
Corn for grain	3	42
Land in berries	2	(D)
TOP LIVESTOCK INVENTORY ITEMS (number)		
Cattle and calves	42	2,013
Layers	18	648
Horses and ponies	71	471
Sheep and lambs	13	465
Goats, all	12	142

Operator Characteristics

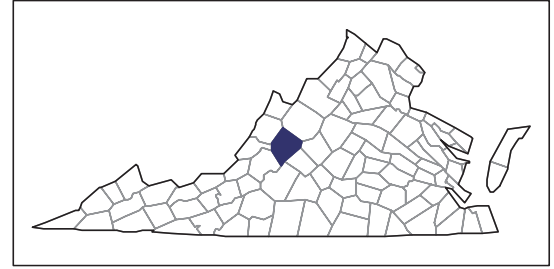
Item	Quantity
Primary occupation:	
Farming	52
Other	67
Days worked off farm:	
None	41
Any	78
Years on present farm:	
2 years or less	3
3 to 4 years	15
5 to 9 years	29
10 years or more	72
Age group:	
Under 45 years	11
45 to 64 years	64
65 years and over	44
Average age of principal operator (years)	59.1

Economic Characteristics

Item	Quantity
Farms by value of sales:	
Less than \$1,000	43
\$1,000 to \$2,499	20
\$2,500 to \$4,999	13
\$5,000 to \$9,999	18
\$10,000 to \$49,999	19
\$50,000 to \$99,999	4
\$100,000 to \$249,999	-
\$250,000 to \$499,999	2
\$500,000 or more	-
Total farm production expenses (\$1,000)	2,604
Average per farm (\$)	21,882
Net cash farm income of operation (\$1,000)	-550
Average per farm (\$)	-4,622
Value of agricultural products sold directly to individuals for human consumption (\$1,000)	85
Total organic product sales (\$1,000)	81
Total income from farm-related sources, gross before taxes and expenses (\$1,000)	245

See "Census of Agriculture, Volume 1, Geographic Area Series" for complete footnotes, explanations, definitions, and methodology.
(D) Cannot be disclosed. (Z) Less than half of the unit shown.

2007 CENSUS OF AGRICULTURE



Rockbridge County – Virginia

Farms with Spanish, Hispanic, or Latino Operators Compared with All Farms

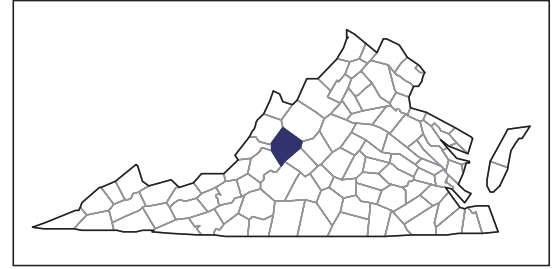
Data are not available at this geographic level for farms with Spanish, Hispanic, or Latino operators.



United States Department of Agriculture
National Agricultural Statistics Service

www.agcensus.usda.gov

2007 CENSUS OF AGRICULTURE



Rockbridge County – Virginia

Farms with American Indian or Alaska Native Operators Compared with All Farms

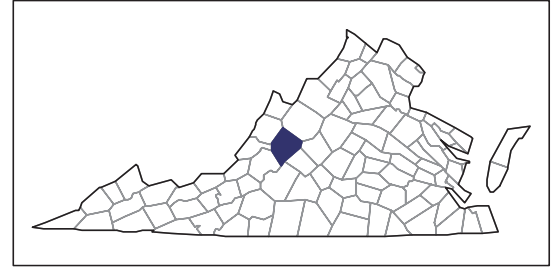
Data are not available at this geographic level for farms with American Indian or Alaska Native operators.



United States Department of Agriculture
National Agricultural Statistics Service

www.agcensus.usda.gov

2007 CENSUS OF AGRICULTURE



Rockbridge County – Virginia

**Farms with Asian Operators
Compared with All Farms**

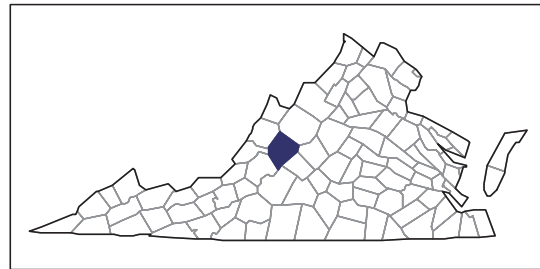
Data are not available at this geographic level for farms with Asian operators.



United States Department of Agriculture
National Agricultural Statistics Service

www.agcensus.usda.gov

2007 CENSUS OF AGRICULTURE



Rockbridge County – Virginia

Farms with Black or African American Operators Compared with All Farms

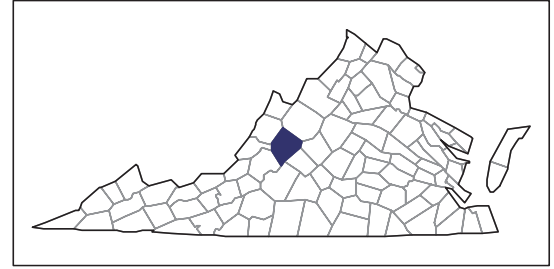
Data are not available at this geographic level for farms with Black or African American operators.



United States Department of Agriculture
National Agricultural Statistics Service

www.agcensus.usda.gov

2007 CENSUS OF AGRICULTURE



Rockbridge County – Virginia

Farms with Native Hawaiian or Other Pacific Islander Operators Compared with All Farms

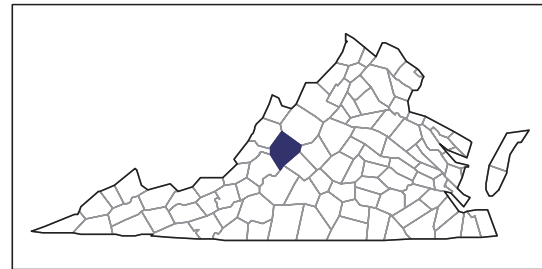
Data are not available at this geographic level for farms with Native Hawaiian or Other Pacific Islander operators.



United States Department of Agriculture
National Agricultural Statistics Service

www.agcensus.usda.gov

2007 CENSUS OF AGRICULTURE



Rockbridge County – Virginia

Farms with White Operators Compared with All Farms

Data are not available at this geographic level for farms with White operators.



United States Department of Agriculture
National Agricultural Statistics Service

www.agcensus.usda.gov

