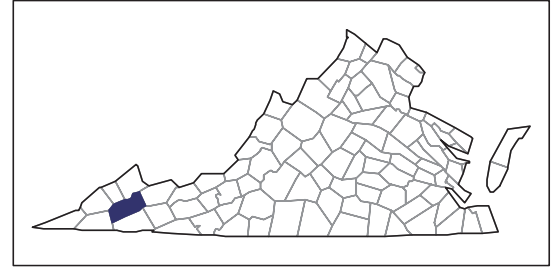


2007 CENSUS OF AGRICULTURE



Russell County – Virginia

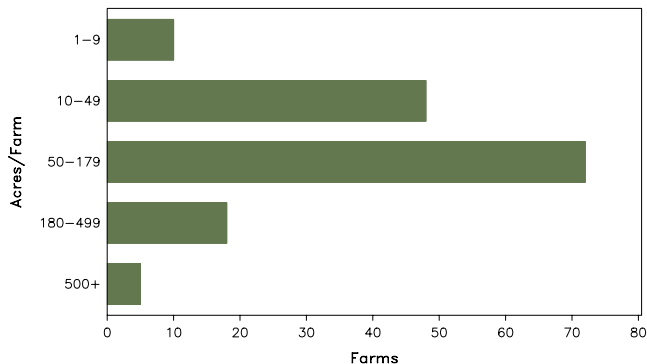
Farms with Women Principal Operators Compared with All Farms

	Women Principal Operators	All Farms
Number of Farms	153	1,019
Land in Farms	16,002 acres	151,564 acres
Average Size of Farm	105 acres	149 acres
Market Value of Products Sold	\$1,790,000	\$20,707,000
Crop Sales	\$265,000	\$1,528,000
Livestock Sales	\$1,525,000	\$19,179,000
Average Per Farm	\$11,700	\$20,321
Government Payments	\$15,000	\$255,000
Average Per Farm Receiving Payments	\$642	\$1,586

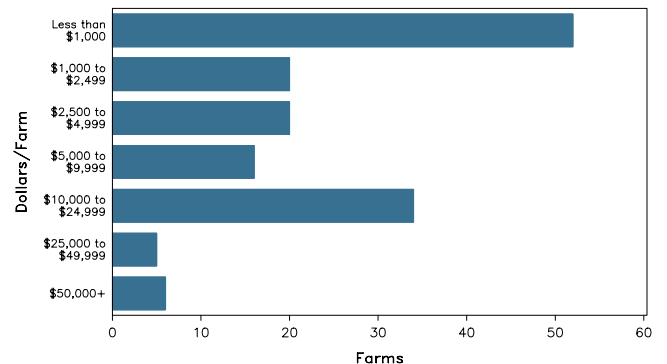
See footnotes on reverse page.

Farms with Women Principal Operators

Farms by Size



Farms by Economic Size



2007 CENSUS OF AGRICULTURE

Russell County – Virginia Farms with Women Principal Operators

Selected Highlights

Item	Farms	Quantity
MARKET VALUE OF AGRICULTURAL PRODUCTS SOLD (\$1,000)		
Total value of agricultural products sold	153	1,790
Value of crops including nursery and greenhouse	41	265
Value of livestock, poultry, and their products	104	1,525
VALUE OF SALES BY COMMODITY GROUP (\$1,000)		
Grains, oilseeds, dry beans, and dry peas	1	(D)
Tobacco	5	33
Cotton and cottonseed	-	-
Vegetables, melons, potatoes and sweet potatoes	13	74
Fruits, tree nuts, and berries	2	(D)
Nursery, greenhouse, floriculture, and sod	1	(D)
Cut Christmas trees and short rotation woody crops	-	-
Other crops and hay	24	54
Poultry and eggs	14	6
Cattle and calves	92	(D)
Milk and other dairy products from cows	1	(D)
Hogs and pigs	5	4
Sheep, goats, and their products	4	2
Horses, ponies, mules, burros, and donkeys	1	(D)
Aquaculture	-	-
Other animals and other animal products	9	60
TOP CROP ITEMS (acres)		
Forage - land used for all hay and haylage, grass silage, and greenchop	102	2,415
Corn for silage or greenchop	1	(D)
Corn for grain	1	(D)
Vegetables harvested for sale	12	21
Potatoes	8	15
TOP LIVESTOCK INVENTORY ITEMS (number)		
Cattle and calves	107	3,844
Horses and ponies	51	366
Layers	14	205
Goats, all	10	113
Sheep and lambs	3	78

Operator Characteristics

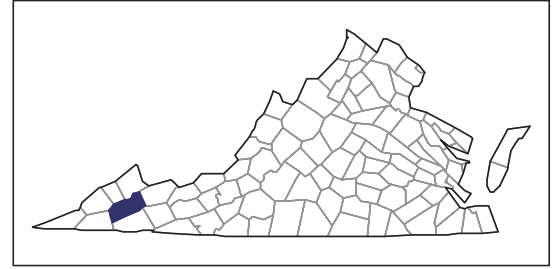
Item	Quantity
Primary occupation:	
Farming	61
Other	92
Days worked off farm:	
None	72
Any	81
Years on present farm:	
2 years or less	3
3 to 4 years	10
5 to 9 years	27
10 years or more	113
Age group:	
Under 45 years	31
45 to 64 years	68
65 years and over	54
Average age of principal operator (years)	59.1

Economic Characteristics

Item	Quantity
Farms by value of sales:	
Less than \$1,000	52
\$1,000 to \$2,499	20
\$2,500 to \$4,999	20
\$5,000 to \$9,999	17
\$10,000 to \$49,999	38
\$50,000 to \$99,999	5
\$100,000 to \$249,999	-
\$250,000 to \$499,999	-
\$500,000 or more	1
Total farm production expenses (\$1,000)	2,077
Average per farm (\$)	13,572
Net cash farm income of operation (\$1,000)	-129
Average per farm (\$)	-844
Value of agricultural products sold directly to individuals for human consumption (\$1,000)	92
Total organic product sales (\$1,000)	(D)
Total income from farm-related sources, gross before taxes and expenses (\$1,000)	142

See "Census of Agriculture, Volume 1, Geographic Area Series" for complete footnotes, explanations, definitions, and methodology.
(D) Cannot be disclosed. (Z) Less than half of the unit shown.

2007 CENSUS OF AGRICULTURE



Russell County – Virginia

Farms with Spanish, Hispanic, or Latino Operators Compared with All Farms

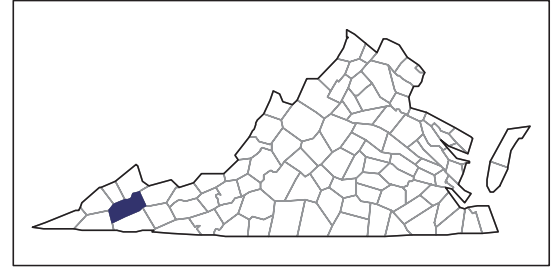
Data are not available at this geographic level for farms with Spanish, Hispanic, or Latino operators.



United States Department of Agriculture
National Agricultural Statistics Service

www.agcensus.usda.gov

2007 CENSUS OF AGRICULTURE



Russell County – Virginia

Farms with American Indian or Alaska Native Operators Compared with All Farms

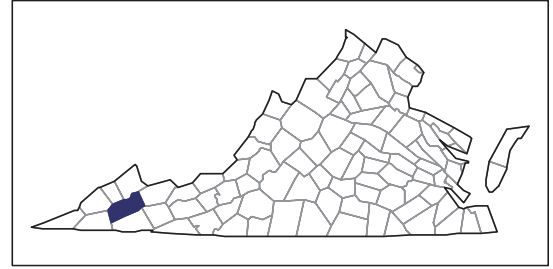
Data are not available at this geographic level for farms with American Indian or Alaska Native operators.



United States Department of Agriculture
National Agricultural Statistics Service

www.agcensus.usda.gov

2007 CENSUS OF AGRICULTURE



Russell County – Virginia

Farms with Asian Operators Compared with All Farms

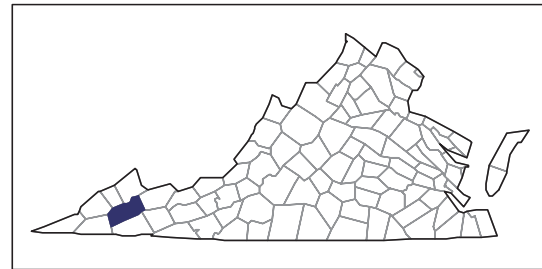
Data are not available at this geographic level for farms with Asian operators.



United States Department of Agriculture
National Agricultural Statistics Service

www.agcensus.usda.gov

2007 CENSUS OF AGRICULTURE



Russell County – Virginia

Farms with Black or African American Operators Compared with All Farms

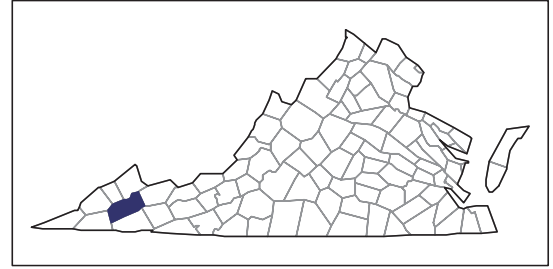
Data are not available at this geographic level for farms with Black or African American operators.



United States Department of Agriculture
National Agricultural Statistics Service

www.agcensus.usda.gov

2007 CENSUS OF AGRICULTURE



Russell County – Virginia

Farms with Native Hawaiian or Other Pacific Islander Operators Compared with All Farms

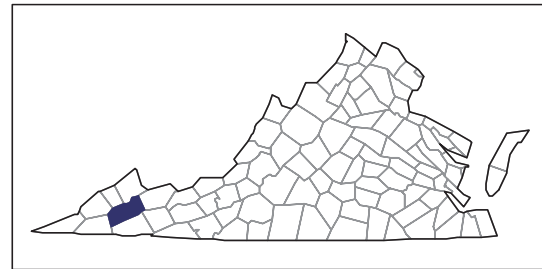
Data are not available at this geographic level for farms with Native Hawaiian or Other Pacific Islander operators.



United States Department of Agriculture
National Agricultural Statistics Service

www.agcensus.usda.gov

2007 CENSUS OF AGRICULTURE



Russell County – Virginia

Farms with White Operators Compared with All Farms

Data are not available at this geographic level for farms with White operators.



United States Department of Agriculture
National Agricultural Statistics Service

www.agcensus.usda.gov

