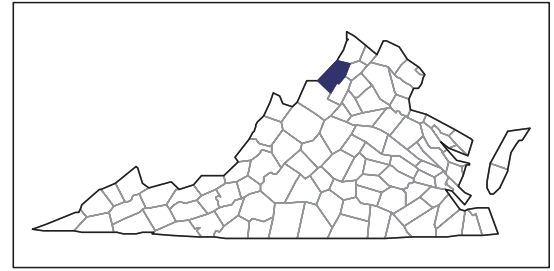


# 2007 CENSUS OF AGRICULTURE



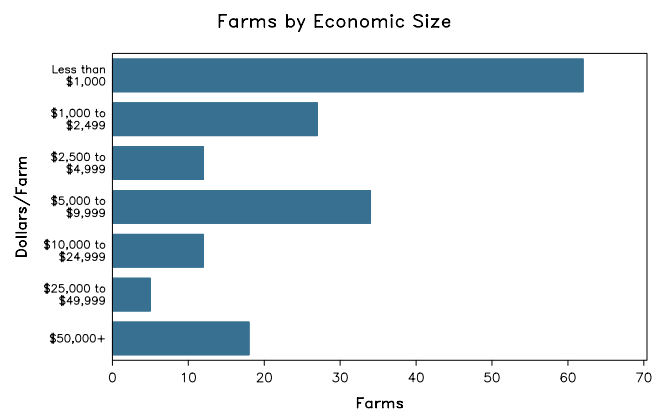
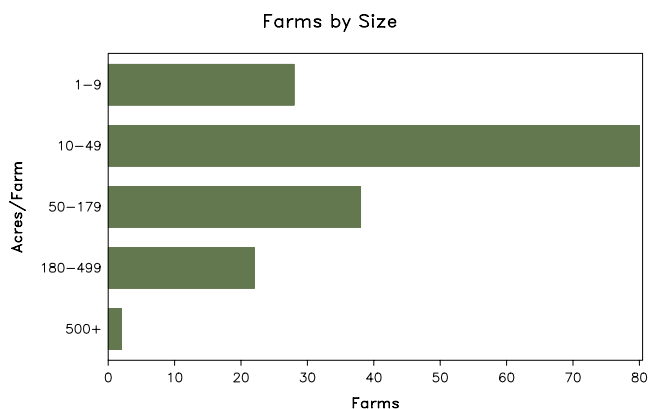
## Shenandoah County – Virginia

### Farms with Women Principal Operators Compared with All Farms

	Women Principal Operators	All Farms
<b>Number of Farms</b>	170	1,043
<b>Land in Farms</b>	13,355 acres	141,286 acres
<b>Average Size of Farm</b>	79 acres	135 acres
<b>Market Value of Products Sold</b>	\$7,925,000	\$101,576,000
Crop Sales	\$465,000	\$11,295,000
Livestock Sales	\$7,460,000	\$90,281,000
Average Per Farm	\$46,618	\$97,389
<b>Government Payments</b>	\$44,000	\$907,000
Average Per Farm Receiving Payments	\$3,415	\$5,274

See footnotes on reverse page.

### Farms with Women Principal Operators



# 2007 CENSUS OF AGRICULTURE

## Shenandoah County – Virginia Farms with Women Principal Operators

### Selected Highlights

Item	Farms	Quantity
<b>MARKET VALUE OF AGRICULTURAL PRODUCTS SOLD (\$1,000)</b>		
Total value of agricultural products sold	170	7,925
Value of crops including nursery and greenhouse	52	465
Value of livestock, poultry, and their products	102	7,460
<b>VALUE OF SALES BY COMMODITY GROUP (\$1,000)</b>		
Grains, oilseeds, dry beans, and dry peas	5	33
Tobacco	-	-
Cotton and cottonseed	-	-
Vegetables, melons, potatoes and sweet potatoes	12	223
Fruits, tree nuts, and berries	8	98
Nursery, greenhouse, floriculture, and sod	5	(D)
Cut Christmas trees and short rotation woody crops	2	(D)
Other crops and hay	39	96
Poultry and eggs	25	6,109
Cattle and calves	70	(D)
Milk and other dairy products from cows	2	(D)
Hogs and pigs	4	45
Sheep, goats, and their products	17	19
Horses, ponies, mules, burros, and donkeys	4	6
Aquaculture	-	-
Other animals and other animal products	12	(D)
<b>TOP CROP ITEMS (acres)</b>		
Forage - land used for all hay and haylage, grass silage, and greenchop	81	2,323
Corn for silage or greenchop	6	389
Corn for grain	3	90
Barley for grain	4	65
Soybeans for beans	1	(D)
<b>TOP LIVESTOCK INVENTORY ITEMS (number)</b>		
Broilers and other meat-type chickens	3	154,000
Turkeys	2	(D)
Pullets for laying flock replacement	3	(D)
Layers	21	(D)
Cattle and calves	80	2,638

### Operator Characteristics

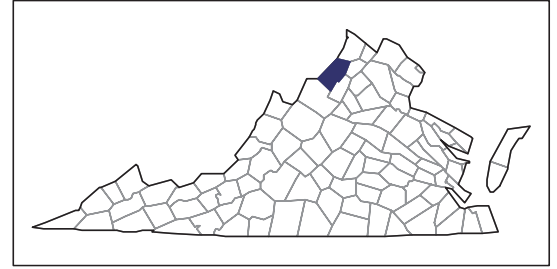
Item	Quantity
Primary occupation:	
Farming	69
Other	101
Days worked off farm:	
None	73
Any	97
Years on present farm:	
2 years or less	15
3 to 4 years	19
5 to 9 years	51
10 years or more	85
Age group:	
Under 45 years	33
45 to 64 years	75
65 years and over	62
Average age of principal operator (years)	59.7

### Economic Characteristics

Item	Quantity
Farms by value of sales:	
Less than \$1,000	63
\$1,000 to \$2,499	27
\$2,500 to \$4,999	13
\$5,000 to \$9,999	34
\$10,000 to \$49,999	15
\$50,000 to \$99,999	9
\$100,000 to \$249,999	1
\$250,000 to \$499,999	3
\$500,000 or more	5
Total farm production expenses (\$1,000)	7,646
Average per farm (\$)	44,975
Net cash farm income of operation (\$1,000)	640
Average per farm (\$)	3,764
Value of agricultural products sold directly to individuals for human consumption (\$1,000)	194
Total organic product sales (\$1,000)	(D)
Total income from farm-related sources, gross before taxes and expenses (\$1,000)	316

See "Census of Agriculture, Volume 1, Geographic Area Series" for complete footnotes, explanations, definitions, and methodology.  
(D) Cannot be disclosed. (Z) Less than half of the unit shown.

# 2007 CENSUS OF AGRICULTURE



## Shenandoah County – Virginia

### Farms with Spanish, Hispanic, or Latino Operators Compared with All Farms

Data are not available at this geographic level for farms with Spanish, Hispanic, or Latino operators.

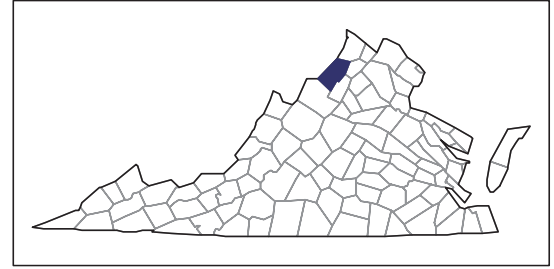


United States Department of Agriculture  
National Agricultural Statistics Service

[www.agcensus.usda.gov](http://www.agcensus.usda.gov)



# 2007 CENSUS OF AGRICULTURE



## Shenandoah County – Virginia

### Farms with American Indian or Alaska Native Operators Compared with All Farms

Data are not available at this geographic level for farms with American Indian or Alaska Native operators.

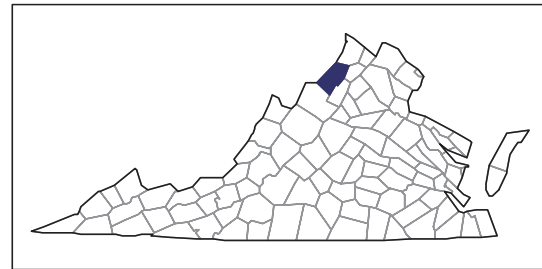


United States Department of Agriculture  
National Agricultural Statistics Service

[www.agcensus.usda.gov](http://www.agcensus.usda.gov)



# 2007 CENSUS OF AGRICULTURE



## Shenandoah County – Virginia

### Farms with Asian Operators Compared with All Farms

Data are not available at this geographic level for farms with Asian operators.



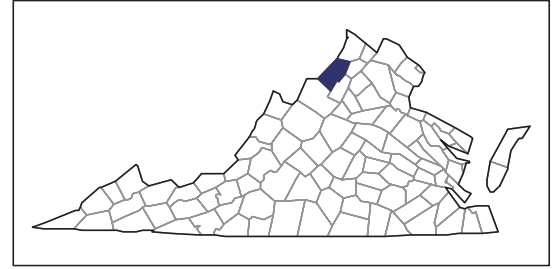
United States Department of Agriculture  
National Agricultural Statistics Service

[www.agcensus.usda.gov](http://www.agcensus.usda.gov)





# 2007 CENSUS OF AGRICULTURE



## Shenandoah County – Virginia

### Farms with Black or African American Operators Compared with All Farms

Data are not available at this geographic level for farms with Black or African American operators.

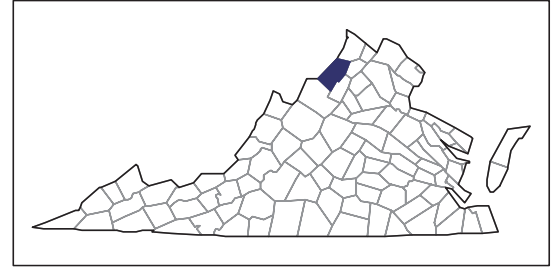


United States Department of Agriculture  
National Agricultural Statistics Service

[www.agcensus.usda.gov](http://www.agcensus.usda.gov)



# 2007 CENSUS OF AGRICULTURE



## Shenandoah County – Virginia

### Farms with Native Hawaiian or Other Pacific Islander Operators Compared with All Farms

Data are not available at this geographic level for farms with Native Hawaiian or Other Pacific Islander operators.

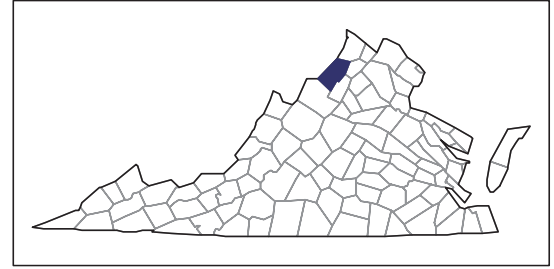


United States Department of Agriculture  
National Agricultural Statistics Service

[www.agcensus.usda.gov](http://www.agcensus.usda.gov)



# 2007 CENSUS OF AGRICULTURE



## Shenandoah County – Virginia

### Farms with White Operators Compared with All Farms

Data are not available at this geographic level for farms with White operators.



United States Department of Agriculture  
National Agricultural Statistics Service

[www.agcensus.usda.gov](http://www.agcensus.usda.gov)

