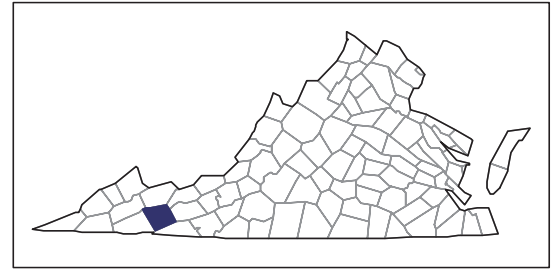


2007 CENSUS OF AGRICULTURE



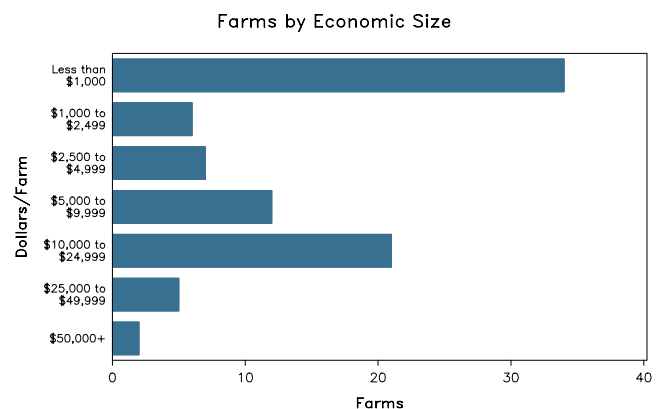
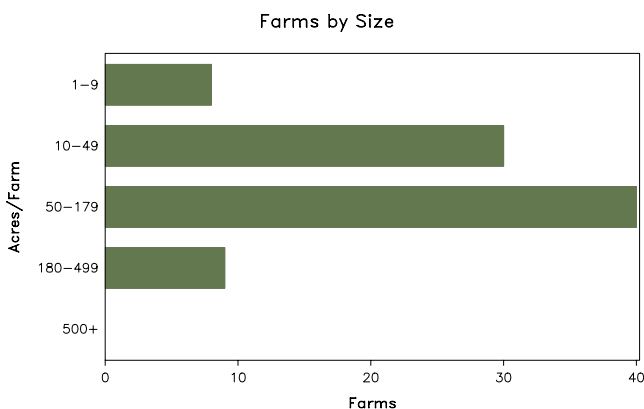
Smyth County – Virginia

Farms with Women Principal Operators Compared with All Farms

	Women Principal Operators	All Farms
Number of Farms	87	761
Land in Farms	7,000 acres	127,307 acres
Average Size of Farm	80 acres	167 acres
Market Value of Products Sold	\$1,553,000	\$26,108,000
Crop Sales	\$171,000	\$2,114,000
Livestock Sales	\$1,382,000	\$23,994,000
Average Per Farm	\$17,854	\$34,307
Government Payments	\$17,000	\$279,000
Average Per Farm Receiving Payments	\$1,080	\$1,764

See footnotes on reverse page.

Farms with Women Principal Operators



2007 CENSUS OF AGRICULTURE

Smyth County – Virginia Farms with Women Principal Operators

Selected Highlights

Item	Farms	Quantity
MARKET VALUE OF AGRICULTURAL PRODUCTS SOLD (\$1,000)		
Total value of agricultural products sold	87	1,553
Value of crops including nursery and greenhouse	22	171
Value of livestock, poultry, and their products	41	1,382
VALUE OF SALES BY COMMODITY GROUP (\$1,000)		
Grains, oilseeds, dry beans, and dry peas	2	(D)
Tobacco	1	(D)
Cotton and cottonseed	-	-
Vegetables, melons, potatoes and sweet potatoes	3	(D)
Fruits, tree nuts, and berries	-	-
Nursery, greenhouse, floriculture, and sod	2	(D)
Cut Christmas trees and short rotation woody crops	-	-
Other crops and hay	17	76
Poultry and eggs	6	4
Cattle and calves	29	(D)
Milk and other dairy products from cows	3	(D)
Hogs and pigs	-	-
Sheep, goats, and their products	6	(D)
Horses, ponies, mules, burros, and donkeys	5	21
Aquaculture	3	(D)
Other animals and other animal products	2	(D)
TOP CROP ITEMS (acres)		
Forage - land used for all hay and haylage, grass silage, and greenchop	49	1,519
Corn for silage or greenchop	8	171
Vegetables harvested for sale	2	(D)
Nursery stock	2	(D)
Squash, all	2	(D)
TOP LIVESTOCK INVENTORY ITEMS (number)		
Cattle and calves	38	1,928
Sheep and lambs	5	439
Horses and ponies	33	278
Layers	6	198
Goats, all	12	74

Operator Characteristics

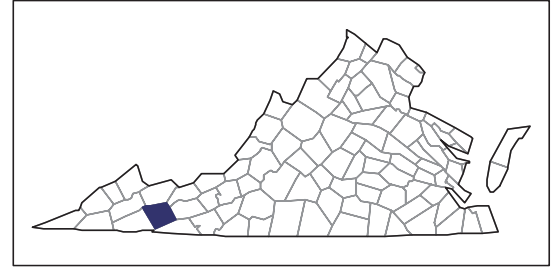
Item	Quantity
Primary occupation:	
Farming	36
Other	51
Days worked off farm:	
None	34
Any	53
Years on present farm:	
2 years or less	2
3 to 4 years	7
5 to 9 years	16
10 years or more	62
Age group:	
Under 45 years	15
45 to 64 years	44
65 years and over	28
Average age of principal operator (years)	58.5

Economic Characteristics

Item	Quantity
Farms by value of sales:	
Less than \$1,000	34
\$1,000 to \$2,499	6
\$2,500 to \$4,999	8
\$5,000 to \$9,999	11
\$10,000 to \$49,999	26
\$50,000 to \$99,999	-
\$100,000 to \$249,999	-
\$250,000 to \$499,999	2
\$500,000 or more	-
Total farm production expenses (\$1,000)	1,424
Average per farm (\$)	16,371
Net cash farm income of operation (\$1,000)	186
Average per farm (\$)	2,144
Value of agricultural products sold directly to individuals for human consumption (\$1,000)	4
Total organic product sales (\$1,000)	-
Total income from farm-related sources, gross before taxes and expenses (\$1,000)	40

See "Census of Agriculture, Volume 1, Geographic Area Series" for complete footnotes, explanations, definitions, and methodology.
(D) Cannot be disclosed. (Z) Less than half of the unit shown.

2007 CENSUS OF AGRICULTURE



Smyth County – Virginia

Farms with Spanish, Hispanic, or Latino Operators Compared with All Farms

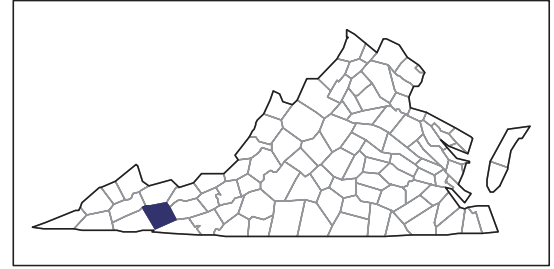
Data are not available at this geographic level for farms with Spanish, Hispanic, or Latino operators.



United States Department of Agriculture
National Agricultural Statistics Service

www.agcensus.usda.gov

2007 CENSUS OF AGRICULTURE



Smyth County – Virginia

Farms with American Indian or Alaska Native Operators Compared with All Farms

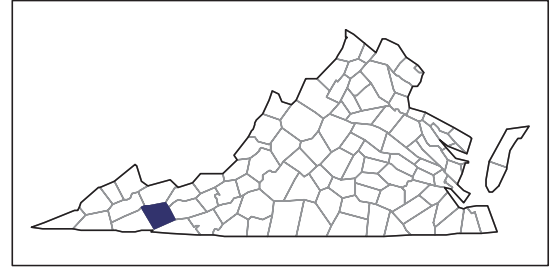
Data are not available at this geographic level for farms with American Indian or Alaska Native operators.



United States Department of Agriculture
National Agricultural Statistics Service

www.agcensus.usda.gov

2007 CENSUS OF AGRICULTURE



Smyth County – Virginia

**Farms with Asian Operators
Compared with All Farms**

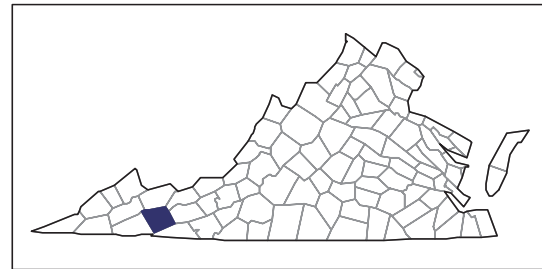
Data are not available at this geographic level for farms with Asian operators.



United States Department of Agriculture
National Agricultural Statistics Service

www.agcensus.usda.gov

2007 CENSUS OF AGRICULTURE



Smyth County – Virginia

Farms with Black or African American Operators Compared with All Farms

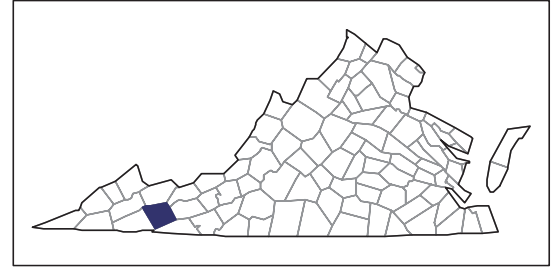
Data are not available at this geographic level for farms with Black or African American operators.



United States Department of Agriculture
National Agricultural Statistics Service

www.agcensus.usda.gov

2007 CENSUS OF AGRICULTURE



Smyth County – Virginia

Farms with Native Hawaiian or Other Pacific Islander Operators Compared with All Farms

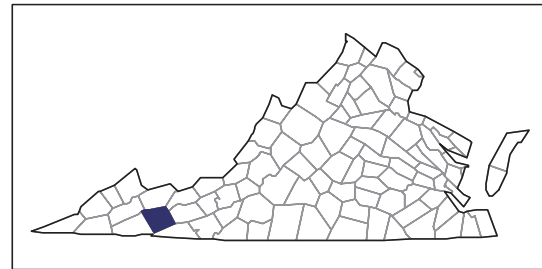
Data are not available at this geographic level for farms with Native Hawaiian or Other Pacific Islander operators.



United States Department of Agriculture
National Agricultural Statistics Service

www.agcensus.usda.gov

2007 CENSUS OF AGRICULTURE



Smyth County – Virginia

Farms with White Operators Compared with All Farms

Data are not available at this geographic level for farms with White operators.



United States Department of Agriculture
National Agricultural Statistics Service

www.agcensus.usda.gov

