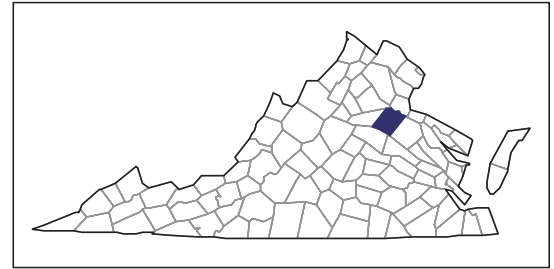


2007 CENSUS OF AGRICULTURE



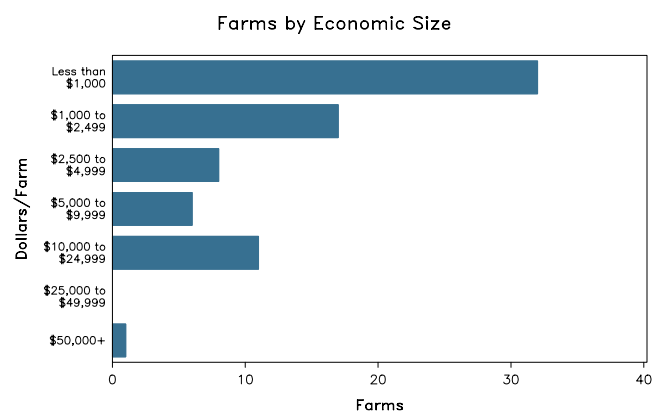
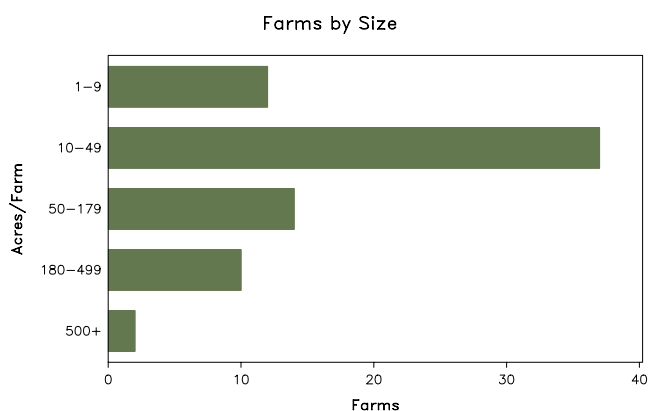
Spotsylvania County – Virginia

Farms with Women Principal Operators Compared with All Farms

	Women Principal Operators	All Farms
Number of Farms	75	359
Land in Farms	9,544 acres	52,230 acres
Average Size of Farm	127 acres	145 acres
Market Value of Products Sold	\$408,000	\$8,218,000
Crop Sales	\$119,000	\$2,418,000
Livestock Sales	\$289,000	\$5,801,000
Average Per Farm	\$5,436	\$22,893
Government Payments	\$6,000	\$350,000
Average Per Farm Receiving Payments	\$641	\$4,488

See footnotes on reverse page.

Farms with Women Principal Operators



2007 CENSUS OF AGRICULTURE

Spotsylvania County – Virginia Farms with Women Principal Operators

Selected Highlights

Item	Farms	Quantity
MARKET VALUE OF AGRICULTURAL PRODUCTS SOLD (\$1,000)		
Total value of agricultural products sold	75	408
Value of crops including nursery and greenhouse	23	119
Value of livestock, poultry, and their products	40	289
VALUE OF SALES BY COMMODITY GROUP (\$1,000)		
Grains, oilseeds, dry beans, and dry peas	1	(D)
Tobacco	-	-
Cotton and cottonseed	-	-
Vegetables, melons, potatoes and sweet potatoes	3	(D)
Fruits, tree nuts, and berries	3	(D)
Nursery, greenhouse, floriculture, and sod	-	-
Cut Christmas trees and short rotation woody crops	-	-
Other crops and hay	17	53
Poultry and eggs	10	14
Cattle and calves	12	206
Milk and other dairy products from cows	-	-
Hogs and pigs	-	-
Sheep, goats, and their products	5	3
Horses, ponies, mules, burros, and donkeys	8	13
Aquaculture	-	-
Other animals and other animal products	12	54
TOP CROP ITEMS (acres)		
Forage - land used for all hay and haylage, grass silage, and greenchop	29	968
Barley for grain	1	(D)
Wheat for grain, all	1	(D)
Corn for silage or greenchop	1	(D)
Corn for grain	1	(D)
TOP LIVESTOCK INVENTORY ITEMS (number)		
Layers	16	554
Cattle and calves	16	382
Horses and ponies	38	372
Alpacas	5	(D)
Broilers and other meat-type chickens	4	(D)

Operator Characteristics

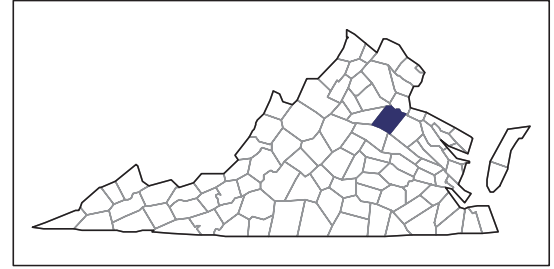
Item	Quantity
Primary occupation:	
Farming	29
Other	46
Days worked off farm:	
None	31
Any	44
Years on present farm:	
2 years or less	3
3 to 4 years	9
5 to 9 years	17
10 years or more	46
Age group:	
Under 45 years	5
45 to 64 years	55
65 years and over	15
Average age of principal operator (years)	57.6

Economic Characteristics

Item	Quantity
Farms by value of sales:	
Less than \$1,000	34
\$1,000 to \$2,499	15
\$2,500 to \$4,999	8
\$5,000 to \$9,999	6
\$10,000 to \$49,999	11
\$50,000 to \$99,999	-
\$100,000 to \$249,999	1
\$250,000 to \$499,999	-
\$500,000 or more	-
Total farm production expenses (\$1,000)	2,067
Average per farm (\$)	27,561
Net cash farm income of operation (\$1,000)	-1,582
Average per farm (\$)	-21,090
Value of agricultural products sold directly to individuals for human consumption (\$1,000)	(D)
Total organic product sales (\$1,000)	-
Total income from farm-related sources, gross before taxes and expenses (\$1,000)	71

See "Census of Agriculture, Volume 1, Geographic Area Series" for complete footnotes, explanations, definitions, and methodology.
(D) Cannot be disclosed. (Z) Less than half of the unit shown.

2007 CENSUS OF AGRICULTURE



Spotsylvania County – Virginia

Farms with Spanish, Hispanic, or Latino Operators Compared with All Farms

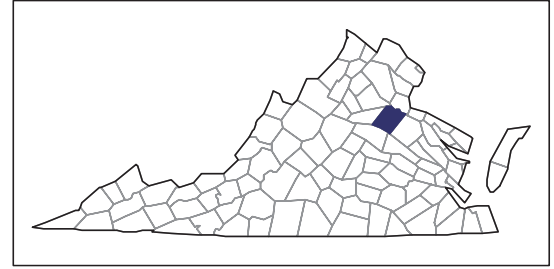
Data are not available at this geographic level for farms with Spanish, Hispanic, or Latino operators.



United States Department of Agriculture
National Agricultural Statistics Service

www.agcensus.usda.gov

2007 CENSUS OF AGRICULTURE



Spotsylvania County – Virginia

Farms with American Indian or Alaska Native Operators Compared with All Farms

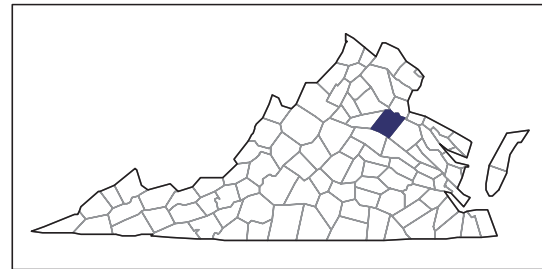
Data are not available at this geographic level for farms with American Indian or Alaska Native operators.



United States Department of Agriculture
National Agricultural Statistics Service

www.agcensus.usda.gov

2007 CENSUS OF AGRICULTURE



Spotsylvania County – Virginia

Farms with Asian Operators Compared with All Farms

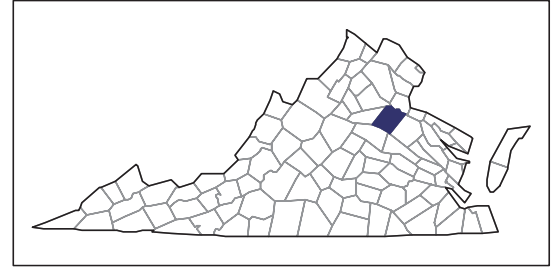
Data are not available at this geographic level for farms with Asian operators.



United States Department of Agriculture
National Agricultural Statistics Service

www.agcensus.usda.gov

2007 CENSUS OF AGRICULTURE



Spotsylvania County – Virginia

Farms with Black or African American Operators Compared with All Farms

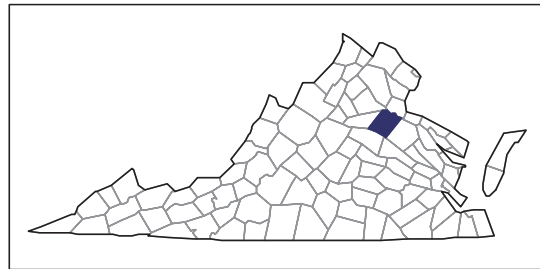
Data are not available at this geographic level for farms with Black or African American operators.



United States Department of Agriculture
National Agricultural Statistics Service

www.agcensus.usda.gov

2007 CENSUS OF AGRICULTURE



Spotsylvania County – Virginia

Farms with Native Hawaiian or Other Pacific Islander Operators Compared with All Farms

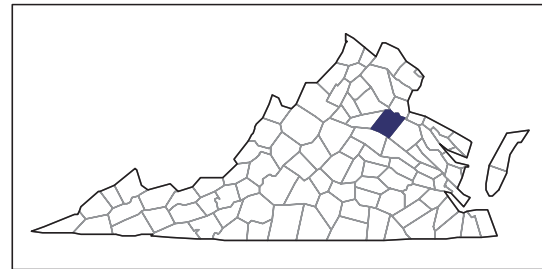
Data are not available at this geographic level for farms with Native Hawaiian or Other Pacific Islander operators.



United States Department of Agriculture
National Agricultural Statistics Service

www.agcensus.usda.gov

2007 CENSUS OF AGRICULTURE



Spotsylvania County – Virginia

Farms with White Operators Compared with All Farms

Data are not available at this geographic level for farms with White operators.



United States Department of Agriculture
National Agricultural Statistics Service

www.agcensus.usda.gov

