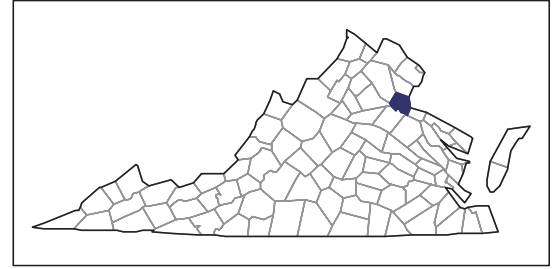


2007 CENSUS OF AGRICULTURE



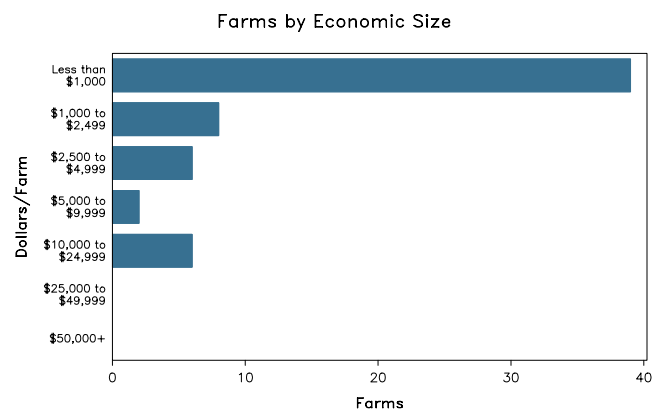
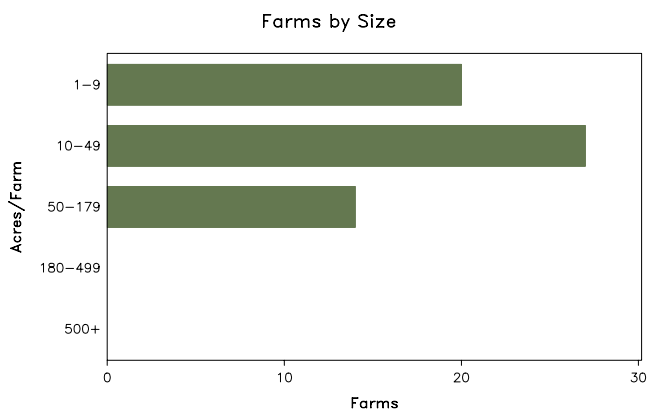
Stafford County – Virginia

Farms with Women Principal Operators Compared with All Farms

	Women Principal Operators	All Farms
Number of Farms	61	233
Land in Farms	1,821 acres	19,816 acres
Average Size of Farm	30 acres	85 acres
Market Value of Products Sold	\$143,000	\$2,798,000
Crop Sales	\$70,000	\$1,720,000
Livestock Sales	\$73,000	\$1,078,000
Average Per Farm	\$2,344	\$12,011
Government Payments	\$6,000	\$158,000
Average Per Farm Receiving Payments	\$1,168	\$3,956

See footnotes on reverse page.

Farms with Women Principal Operators



2007 CENSUS OF AGRICULTURE

Stafford County – Virginia Farms with Women Principal Operators

Selected Highlights

Item	Farms	Quantity
MARKET VALUE OF AGRICULTURAL PRODUCTS SOLD (\$1,000)		
Total value of agricultural products sold	61	143
Value of crops including nursery and greenhouse	8	70
Value of livestock, poultry, and their products	26	73
VALUE OF SALES BY COMMODITY GROUP (\$1,000)		
Grains, oilseeds, dry beans, and dry peas	-	-
Tobacco	-	-
Cotton and cottonseed	-	-
Vegetables, melons, potatoes and sweet potatoes	2	(D)
Fruits, tree nuts, and berries	2	(D)
Nursery, greenhouse, floriculture, and sod	3	38
Cut Christmas trees and short rotation woody crops	-	-
Other crops and hay	3	2
Poultry and eggs	4	(D)
Cattle and calves	5	22
Milk and other dairy products from cows	-	-
Hogs and pigs	-	-
Sheep, goats, and their products	8	(D)
Horses, ponies, mules, burros, and donkeys	10	(D)
Aquaculture	-	-
Other animals and other animal products	7	-
TOP CROP ITEMS (acres)		
Forage - land used for all hay and haylage, grass silage, and greenchop	18	218
Vegetables harvested for sale	2	(D)
Land in berries	2	(D)
Sod harvested	1	(D)
Carrots	2	(D)
TOP LIVESTOCK INVENTORY ITEMS (number)		
Horses and ponies	39	272
Layers	10	223
Cattle and calves	14	131
Goats, all	12	89
Pullets for laying flock replacement	7	(D)

Operator Characteristics

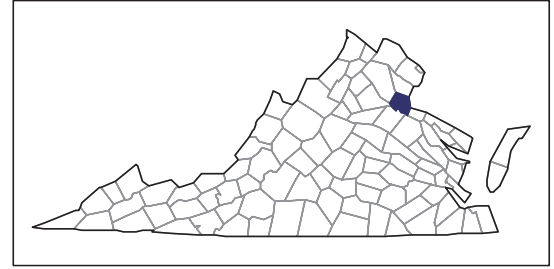
Item	Quantity
Primary occupation:	
Farming	47
Other	14
Days worked off farm:	
None	32
Any	29
Years on present farm:	
2 years or less	-
3 to 4 years	10
5 to 9 years	18
10 years or more	33
Age group:	
Under 45 years	11
45 to 64 years	37
65 years and over	13
Average age of principal operator (years)	54.5

Economic Characteristics

Item	Quantity
Farms by value of sales:	
Less than \$1,000	42
\$1,000 to \$2,499	5
\$2,500 to \$4,999	6
\$5,000 to \$9,999	2
\$10,000 to \$49,999	6
\$50,000 to \$99,999	-
\$100,000 to \$249,999	-
\$250,000 to \$499,999	-
\$500,000 or more	-
Total farm production expenses (\$1,000)	1,129
Average per farm (\$)	18,506
Net cash farm income of operation (\$1,000)	-773
Average per farm (\$)	-12,678
Value of agricultural products sold directly to individuals for human consumption (\$1,000)	(D)
Total organic product sales (\$1,000)	-
Total income from farm-related sources, gross before taxes and expenses (\$1,000)	207

See "Census of Agriculture, Volume 1, Geographic Area Series" for complete footnotes, explanations, definitions, and methodology.
(D) Cannot be disclosed. (Z) Less than half of the unit shown.

2007 CENSUS OF AGRICULTURE



Stafford County – Virginia

Farms with Spanish, Hispanic, or Latino Operators Compared with All Farms

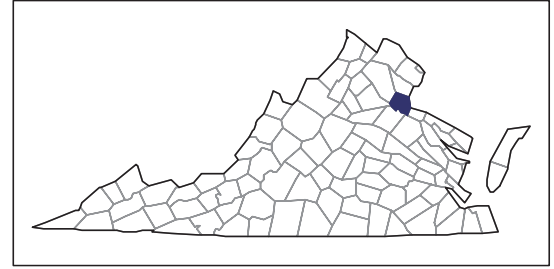
Data are not available at this geographic level for farms with Spanish, Hispanic, or Latino operators.



United States Department of Agriculture
National Agricultural Statistics Service

www.agcensus.usda.gov

2007 CENSUS OF AGRICULTURE



Stafford County – Virginia

Farms with American Indian or Alaska Native Operators Compared with All Farms

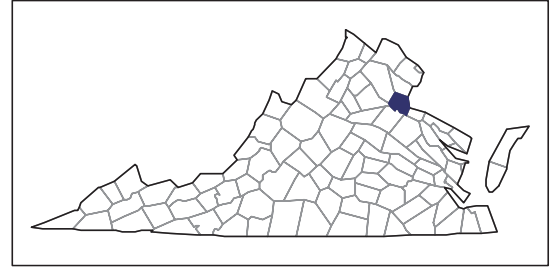
Data are not available at this geographic level for farms with American Indian or Alaska Native operators.



United States Department of Agriculture
National Agricultural Statistics Service

www.agcensus.usda.gov

2007 CENSUS *OF* AGRICULTURE



Stafford County – Virginia

**Farms with Asian Operators
Compared with All Farms**

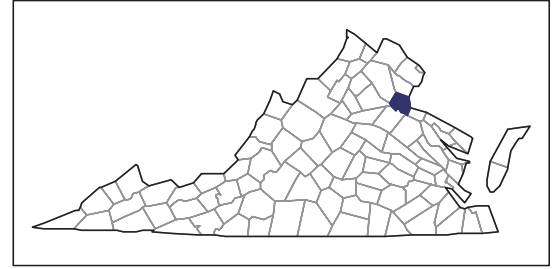
Data are not available at this geographic level for farms with Asian operators.



United States Department of Agriculture
National Agricultural Statistics Service

www.agcensus.usda.gov

2007 CENSUS OF AGRICULTURE



Stafford County – Virginia

Farms with Black or African American Operators Compared with All Farms

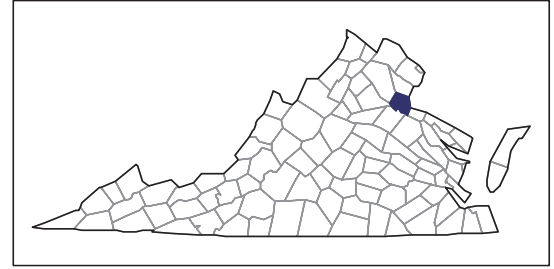
Data are not available at this geographic level for farms with Black or African American operators.



United States Department of Agriculture
National Agricultural Statistics Service

www.agcensus.usda.gov

2007 CENSUS OF AGRICULTURE



Stafford County – Virginia

Farms with Native Hawaiian or Other Pacific Islander Operators Compared with All Farms

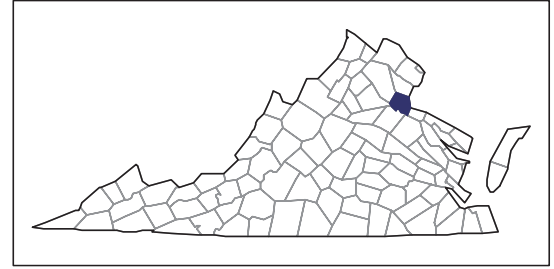
Data are not available at this geographic level for farms with Native Hawaiian or Other Pacific Islander operators.



United States Department of Agriculture
National Agricultural Statistics Service

www.agcensus.usda.gov

2007 CENSUS OF AGRICULTURE



Stafford County – Virginia

Farms with White Operators Compared with All Farms

Data are not available at this geographic level for farms with White operators.



United States Department of Agriculture
National Agricultural Statistics Service

www.agcensus.usda.gov

