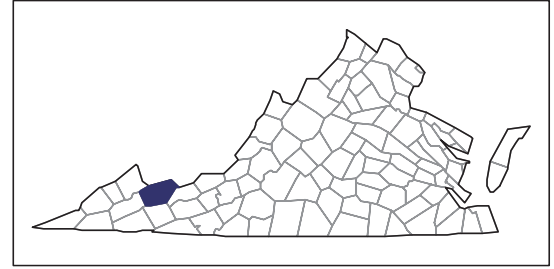


2007 CENSUS OF AGRICULTURE



Tazewell County – Virginia

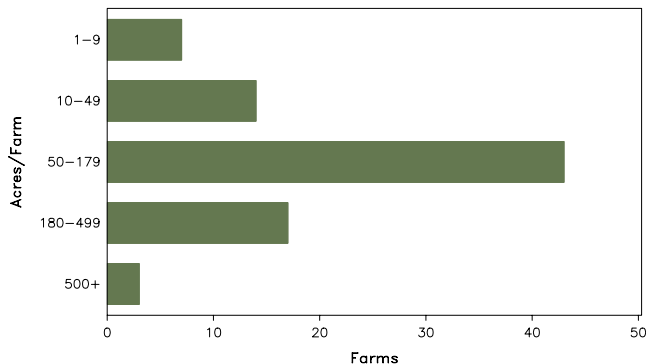
Farms with Women Principal Operators Compared with All Farms

	Women Principal Operators	All Farms
Number of Farms	84	576
Land in Farms	12,988 acres	153,677 acres
Average Size of Farm	155 acres	267 acres
Market Value of Products Sold	\$2,367,000	\$21,490,000
Crop Sales	\$110,000	\$1,013,000
Livestock Sales	\$2,257,000	\$20,477,000
Average Per Farm	\$28,180	\$37,308
Government Payments	\$7,000	\$137,000
Average Per Farm Receiving Payments	\$825	\$1,690

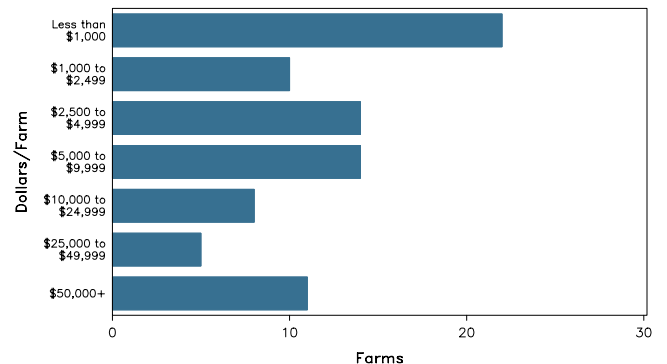
See footnotes on reverse page.

Farms with Women Principal Operators

Farms by Size



Farms by Economic Size



2007 CENSUS OF AGRICULTURE

Tazewell County – Virginia Farms with Women Principal Operators

Selected Highlights

Item	Farms	Quantity
MARKET VALUE OF AGRICULTURAL PRODUCTS SOLD (\$1,000)		
Total value of agricultural products sold	84	2,367
Value of crops including nursery and greenhouse	26	110
Value of livestock, poultry, and their products	56	2,257
VALUE OF SALES BY COMMODITY GROUP (\$1,000)		
Grains, oilseeds, dry beans, and dry peas	1	(D)
Tobacco	-	-
Cotton and cottonseed	-	-
Vegetables, melons, potatoes and sweet potatoes	2	(D)
Fruits, tree nuts, and berries	1	(D)
Nursery, greenhouse, floriculture, and sod	2	(D)
Cut Christmas trees and short rotation woody crops	-	-
Other crops and hay	21	63
Poultry and eggs	6	12
Cattle and calves	45	(D)
Milk and other dairy products from cows	3	(D)
Hogs and pigs	5	(D)
Sheep, goats, and their products	12	23
Horses, ponies, mules, burros, and donkeys	6	7
Aquaculture	-	-
Other animals and other animal products	1	(D)
TOP CROP ITEMS (acres)		
Forage - land used for all hay and haylage, grass silage, and greenchop	53	1,741
Corn for silage or greenchop	3	(D)
Apples	2	(D)
Vegetables harvested for sale	2	(D)
Cucumbers and pickles	2	(D)
TOP LIVESTOCK INVENTORY ITEMS (number)		
Cattle and calves	46	3,427
Sheep and lambs	13	308
Horses and ponies	29	242
Layers	6	139
Goats, all	9	55

Operator Characteristics

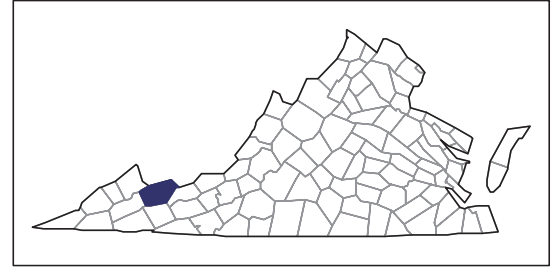
Item	Quantity
Primary occupation:	
Farming	33
Other	51
Days worked off farm:	
None	33
Any	51
Years on present farm:	
2 years or less	1
3 to 4 years	9
5 to 9 years	20
10 years or more	54
Age group:	
Under 45 years	16
45 to 64 years	45
65 years and over	23
Average age of principal operator (years)	58.4

Economic Characteristics

Item	Quantity
Farms by value of sales:	
Less than \$1,000	22
\$1,000 to \$2,499	11
\$2,500 to \$4,999	14
\$5,000 to \$9,999	13
\$10,000 to \$49,999	13
\$50,000 to \$99,999	4
\$100,000 to \$249,999	5
\$250,000 to \$499,999	1
\$500,000 or more	1
Total farm production expenses (\$1,000)	2,040
Average per farm (\$)	24,285
Net cash farm income of operation (\$1,000)	424
Average per farm (\$)	5,048
Value of agricultural products sold directly to individuals for human consumption (\$1,000)	14
Total organic product sales (\$1,000)	-
Total income from farm-related sources, gross before taxes and expenses (\$1,000)	90

See "Census of Agriculture, Volume 1, Geographic Area Series" for complete footnotes, explanations, definitions, and methodology.
(D) Cannot be disclosed. (Z) Less than half of the unit shown.

2007 CENSUS OF AGRICULTURE



Tazewell County – Virginia

Farms with Spanish, Hispanic, or Latino Operators Compared with All Farms

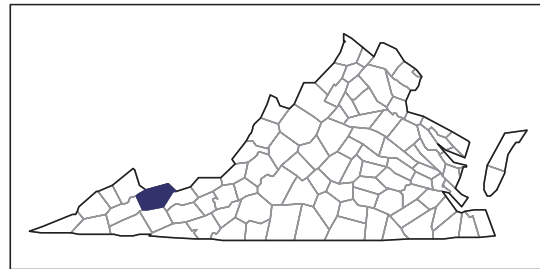
Data are not available at this geographic level for farms with Spanish, Hispanic, or Latino operators.



United States Department of Agriculture
National Agricultural Statistics Service

www.agcensus.usda.gov

2007 CENSUS OF AGRICULTURE



Tazewell County – Virginia

Farms with American Indian or Alaska Native Operators Compared with All Farms

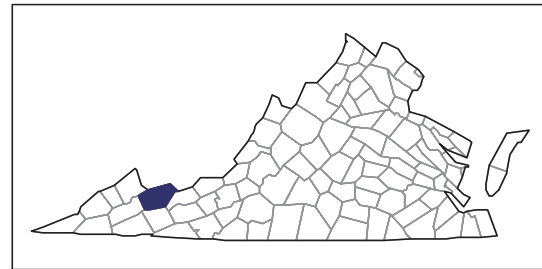
Data are not available at this geographic level for farms with American Indian or Alaska Native operators.



United States Department of Agriculture
National Agricultural Statistics Service

www.agcensus.usda.gov

2007 CENSUS OF AGRICULTURE



Tazewell County – Virginia

**Farms with Asian Operators
Compared with All Farms**

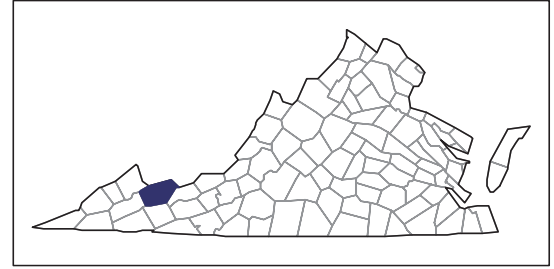
Data are not available at this geographic level for farms with Asian operators.



United States Department of Agriculture
National Agricultural Statistics Service

www.agcensus.usda.gov

2007 CENSUS OF AGRICULTURE



Tazewell County – Virginia

Farms with Black or African American Operators Compared with All Farms

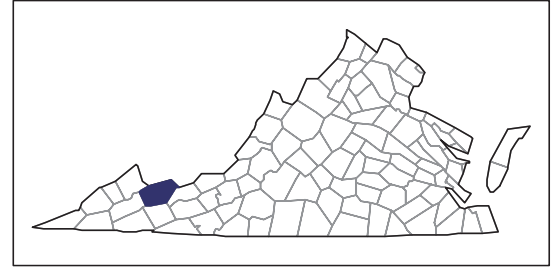
Data are not available at this geographic level for farms with Black or African American operators.



United States Department of Agriculture
National Agricultural Statistics Service

www.agcensus.usda.gov

2007 CENSUS OF AGRICULTURE



Tazewell County – Virginia

Farms with Native Hawaiian or Other Pacific Islander Operators Compared with All Farms

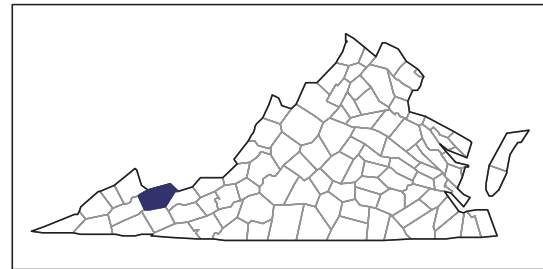
Data are not available at this geographic level for farms with Native Hawaiian or Other Pacific Islander operators.



United States Department of Agriculture
National Agricultural Statistics Service

www.agcensus.usda.gov

2007 CENSUS OF AGRICULTURE



Tazewell County – Virginia

**Farms with White Operators
Compared with All Farms**

Data are not available at this geographic level for farms with White operators.



United States Department of Agriculture
National Agricultural Statistics Service

www.agcensus.usda.gov

