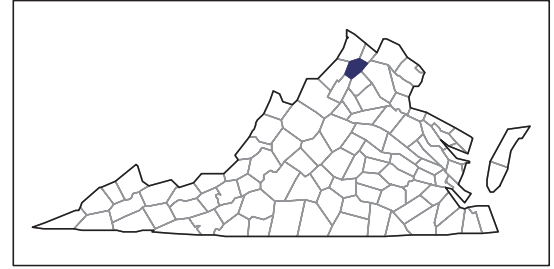


2007 CENSUS OF AGRICULTURE



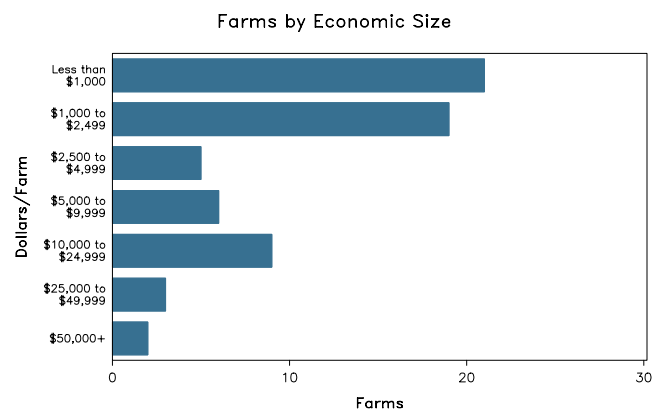
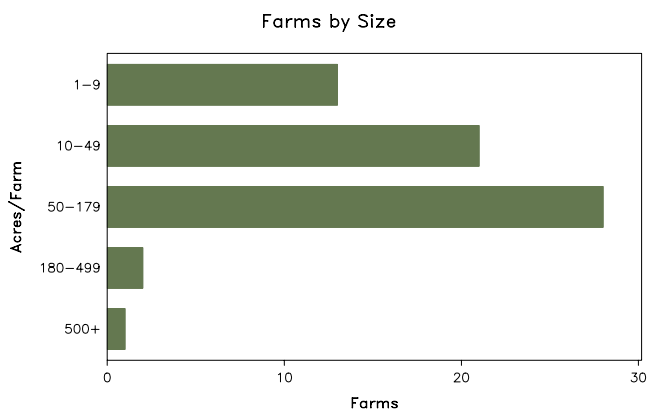
Warren County – Virginia

Farms with Women Principal Operators Compared with All Farms

	Women Principal Operators	All Farms
Number of Farms	65	387
Land in Farms	4,416 acres	47,635 acres
Average Size of Farm	68 acres	123 acres
Market Value of Products Sold	\$502,000	\$5,559,000
Crop Sales	\$198,000	\$1,207,000
Livestock Sales	\$304,000	\$4,353,000
Average Per Farm	\$7,722	\$14,365
Government Payments	(D)	\$11,000
Average Per Farm Receiving Payments	(D)	\$756

See footnotes on reverse page.

Farms with Women Principal Operators



2007 CENSUS OF AGRICULTURE

Warren County – Virginia Farms with Women Principal Operators

Selected Highlights

Item	Farms	Quantity
MARKET VALUE OF AGRICULTURAL PRODUCTS SOLD (\$1,000)		
Total value of agricultural products sold	65	502
Value of crops including nursery and greenhouse	14	198
Value of livestock, poultry, and their products	44	304
VALUE OF SALES BY COMMODITY GROUP (\$1,000)		
Grains, oilseeds, dry beans, and dry peas	-	-
Tobacco	-	-
Cotton and cottonseed	-	-
Vegetables, melons, potatoes and sweet potatoes	3	(D)
Fruits, tree nuts, and berries	4	(D)
Nursery, greenhouse, floriculture, and sod	2	(D)
Cut Christmas trees and short rotation woody crops	-	-
Other crops and hay	9	104
Poultry and eggs	10	9
Cattle and calves	18	(D)
Milk and other dairy products from cows	4	12
Hogs and pigs	-	-
Sheep, goats, and their products	12	(D)
Horses, ponies, mules, burros, and donkeys	15	57
Aquaculture	-	-
Other animals and other animal products	3	3
TOP CROP ITEMS (acres)		
Forage - land used for all hay and haylage, grass silage, and greenchop	18	865
Apples	3	(D)
Grapes	1	(D)
Vegetables harvested for sale	3	(D)
Beans, snap	3	1
TOP LIVESTOCK INVENTORY ITEMS (number)		
Cattle and calves	23	478
Layers	10	313
Horses and ponies	43	298
Sheep and lambs	4	194
Rabbits and their pelts	6	153

Operator Characteristics

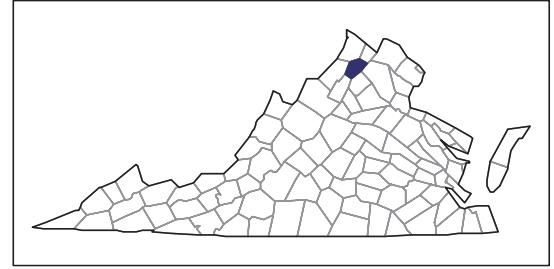
Item	Quantity
Primary occupation:	
Farming	23
Other	42
Days worked off farm:	
None	11
Any	54
Years on present farm:	
2 years or less	2
3 to 4 years	4
5 to 9 years	25
10 years or more	34
Age group:	
Under 45 years	22
45 to 64 years	31
65 years and over	12
Average age of principal operator (years)	50.7

Economic Characteristics

Item	Quantity
Farms by value of sales:	
Less than \$1,000	21
\$1,000 to \$2,499	19
\$2,500 to \$4,999	5
\$5,000 to \$9,999	6
\$10,000 to \$49,999	12
\$50,000 to \$99,999	2
\$100,000 to \$249,999	-
\$250,000 to \$499,999	-
\$500,000 or more	-
Total farm production expenses (\$1,000)	1,318
Average per farm (\$)	20,280
Net cash farm income of operation (\$1,000)	-730
Average per farm (\$)	-11,224
Value of agricultural products sold directly to individuals for human consumption (\$1,000)	(D)
Total organic product sales (\$1,000)	-
Total income from farm-related sources, gross before taxes and expenses (\$1,000)	86

See "Census of Agriculture, Volume 1, Geographic Area Series" for complete footnotes, explanations, definitions, and methodology.
(D) Cannot be disclosed. (Z) Less than half of the unit shown.

2007 CENSUS OF AGRICULTURE



Warren County – Virginia

Farms with Spanish, Hispanic, or Latino Operators Compared with All Farms

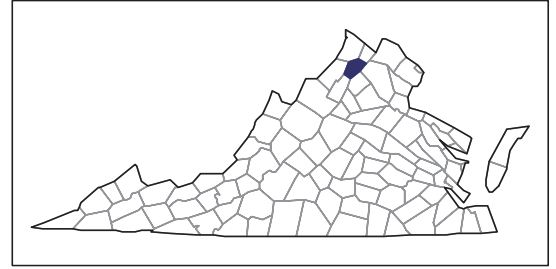
Data are not available at this geographic level for farms with Spanish, Hispanic, or Latino operators.



United States Department of Agriculture
National Agricultural Statistics Service

www.agcensus.usda.gov

2007 CENSUS OF AGRICULTURE



Warren County – Virginia

Farms with American Indian or Alaska Native Operators Compared with All Farms

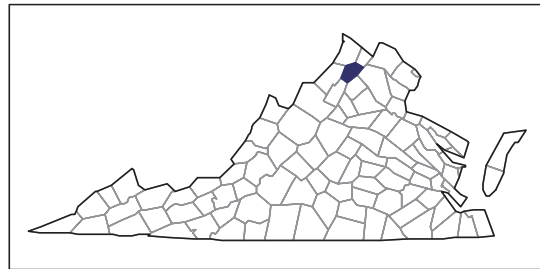
Data are not available at this geographic level for farms with American Indian or Alaska Native operators.



United States Department of Agriculture
National Agricultural Statistics Service

www.agcensus.usda.gov

2007 CENSUS OF AGRICULTURE



Warren County – Virginia

Farms with Asian Operators Compared with All Farms

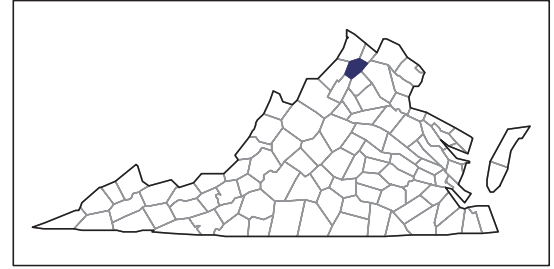
Data are not available at this geographic level for farms with Asian operators.



United States Department of Agriculture
National Agricultural Statistics Service

www.agcensus.usda.gov

2007 CENSUS OF AGRICULTURE



Warren County – Virginia

Farms with Black or African American Operators Compared with All Farms

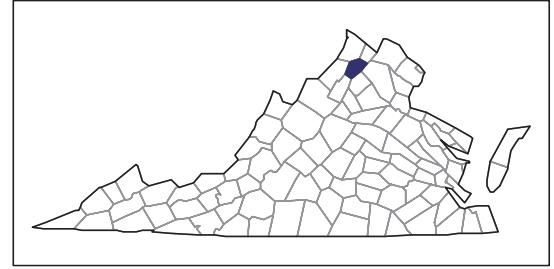
Data are not available at this geographic level for farms with Black or African American operators.



United States Department of Agriculture
National Agricultural Statistics Service

www.agcensus.usda.gov

2007 CENSUS OF AGRICULTURE



Warren County – Virginia

Farms with Native Hawaiian or Other Pacific Islander Operators Compared with All Farms

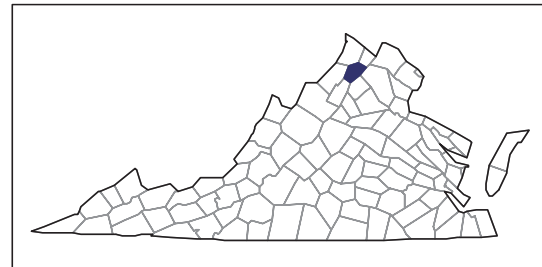
Data are not available at this geographic level for farms with Native Hawaiian or Other Pacific Islander operators.



United States Department of Agriculture
National Agricultural Statistics Service

www.agcensus.usda.gov

2007 CENSUS OF AGRICULTURE



Warren County – Virginia

Farms with White Operators Compared with All Farms

Data are not available at this geographic level for farms with White operators.



United States Department of Agriculture
National Agricultural Statistics Service

www.agcensus.usda.gov

