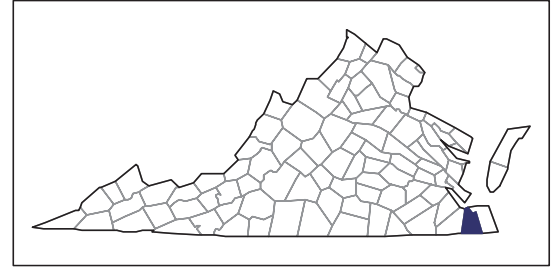


2007 CENSUS OF AGRICULTURE



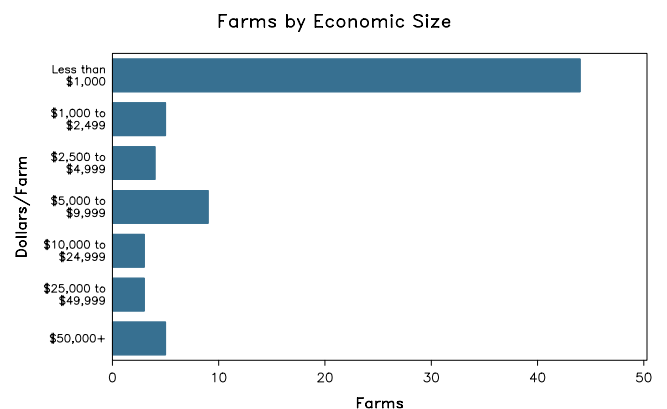
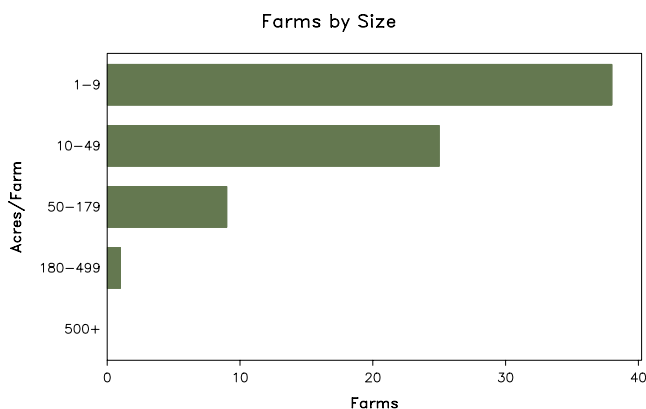
Chesapeake City County – Virginia

Farms with Women Principal Operators Compared with All Farms

	Women Principal Operators	All Farms
Number of Farms	73	291
Land in Farms	1,722 acres	51,124 acres
Average Size of Farm	24 acres	176 acres
Market Value of Products Sold	\$836,000	\$35,627,000
Crop Sales	\$679,000	\$30,956,000
Livestock Sales	\$157,000	\$4,671,000
Average Per Farm	\$11,453	\$122,430
Government Payments	\$16,000	\$750,000
Average Per Farm Receiving Payments	\$2,227	\$10,868

See footnotes on reverse page.

Farms with Women Principal Operators



2007 CENSUS OF AGRICULTURE

Chesapeake City County – Virginia Farms with Women Principal Operators

Selected Highlights

Item	Farms	Quantity
MARKET VALUE OF AGRICULTURAL PRODUCTS SOLD (\$1,000)		
Total value of agricultural products sold	73	836
Value of crops including nursery and greenhouse	12	679
Value of livestock, poultry, and their products	20	157
VALUE OF SALES BY COMMODITY GROUP (\$1,000)		
Grains, oilseeds, dry beans, and dry peas	6	351
Tobacco	3	18
Cotton and cottonseed	-	-
Vegetables, melons, potatoes and sweet potatoes	1	(D)
Fruits, tree nuts, and berries	3	6
Nursery, greenhouse, floriculture, and sod	3	(D)
Cut Christmas trees and short rotation woody crops	-	-
Other crops and hay	2	(D)
Poultry and eggs	10	4
Cattle and calves	3	(D)
Milk and other dairy products from cows	-	-
Hogs and pigs	3	(D)
Sheep, goats, and their products	9	11
Horses, ponies, mules, burros, and donkeys	8	41
Aquaculture	-	-
Other animals and other animal products	3	94
TOP CROP ITEMS (acres)		
Soybeans for beans	1	(D)
Wheat for grain, all	1	(D)
Forage - land used for all hay and haylage, grass silage, and greenchop	4	(D)
Vegetables harvested for sale	1	(D)
Corn for grain	3	6
TOP LIVESTOCK INVENTORY ITEMS (number)		
Horses and ponies	52	457
Layers	14	149
Sheep and lambs	6	125
Goats, all	9	68
Mules, burros, and donkeys	6	33

Operator Characteristics

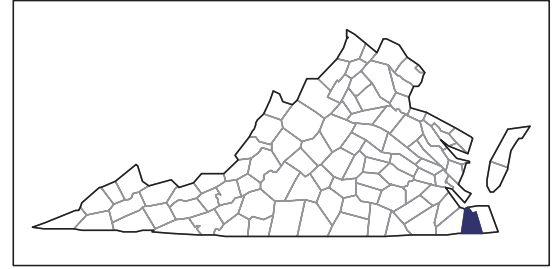
Item	Quantity
Primary occupation:	
Farming	49
Other	24
Days worked off farm:	
None	31
Any	42
Years on present farm:	
2 years or less	-
3 to 4 years	7
5 to 9 years	23
10 years or more	43
Age group:	
Under 45 years	17
45 to 64 years	35
65 years and over	21
Average age of principal operator (years)	55.2

Economic Characteristics

Item	Quantity
Farms by value of sales:	
Less than \$1,000	46
\$1,000 to \$2,499	5
\$2,500 to \$4,999	2
\$5,000 to \$9,999	9
\$10,000 to \$49,999	6
\$50,000 to \$99,999	1
\$100,000 to \$249,999	4
\$250,000 to \$499,999	-
\$500,000 or more	-
Total farm production expenses (\$1,000)	1,410
Average per farm (\$)	19,320
Net cash farm income of operation (\$1,000)	-295
Average per farm (\$)	-4,037
Value of agricultural products sold directly to individuals for human consumption (\$1,000)	(D)
Total organic product sales (\$1,000)	-
Total income from farm-related sources, gross before taxes and expenses (\$1,000)	264

See "Census of Agriculture, Volume 1, Geographic Area Series" for complete footnotes, explanations, definitions, and methodology.
(D) Cannot be disclosed. (Z) Less than half of the unit shown.

2007 CENSUS OF AGRICULTURE



Chesapeake City County – Virginia

Farms with Spanish, Hispanic, or Latino Operators Compared with All Farms

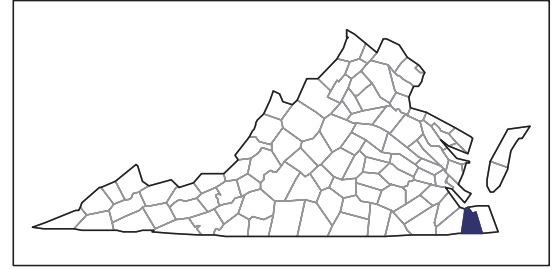
Data are not available at this geographic level for farms with Spanish, Hispanic, or Latino operators.



United States Department of Agriculture
National Agricultural Statistics Service

www.agcensus.usda.gov

2007 CENSUS OF AGRICULTURE



Chesapeake City County – Virginia

Farms with American Indian or Alaska Native Operators Compared with All Farms

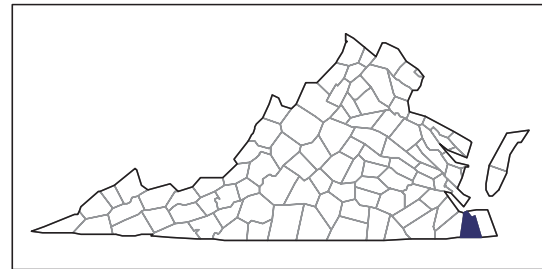
Data are not available at this geographic level for farms with American Indian or Alaska Native operators.



United States Department of Agriculture
National Agricultural Statistics Service

www.agcensus.usda.gov

2007 CENSUS OF AGRICULTURE



Chesapeake City County – Virginia

**Farms with Asian Operators
Compared with All Farms**

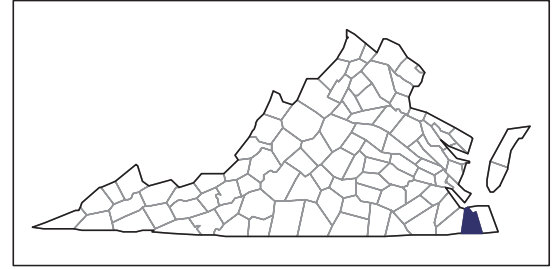
Data are not available at this geographic level for farms with Asian operators.



United States Department of Agriculture
National Agricultural Statistics Service

www.agcensus.usda.gov

2007 CENSUS OF AGRICULTURE



Chesapeake City County – Virginia

Farms with Black or African American Operators Compared with All Farms

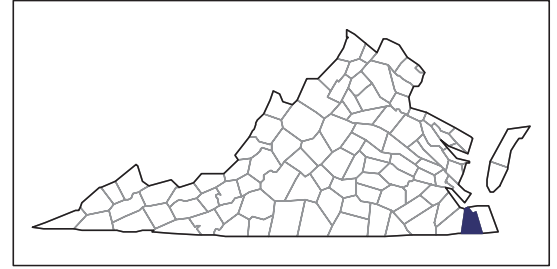
Data are not available at this geographic level for farms with Black or African American operators.



United States Department of Agriculture
National Agricultural Statistics Service

www.agcensus.usda.gov

2007 CENSUS OF AGRICULTURE



Chesapeake City County – Virginia

Farms with Native Hawaiian or Other Pacific Islander Operators Compared with All Farms

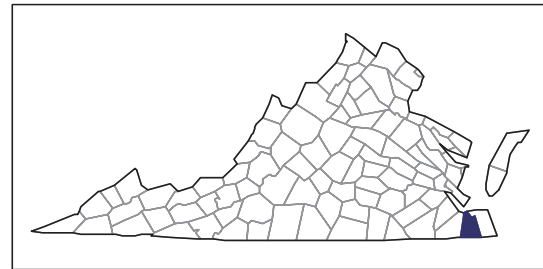
Data are not available at this geographic level for farms with Native Hawaiian or Other Pacific Islander operators.



United States Department of Agriculture
National Agricultural Statistics Service

www.agcensus.usda.gov

2007 CENSUS OF AGRICULTURE



Chesapeake City County – Virginia

**Farms with White Operators
Compared with All Farms**

Data are not available at this geographic level for farms with White operators.



United States Department of Agriculture
National Agricultural Statistics Service

www.agcensus.usda.gov

