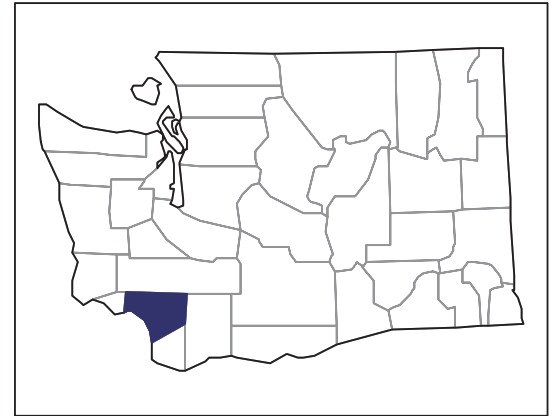


2007 CENSUS OF AGRICULTURE



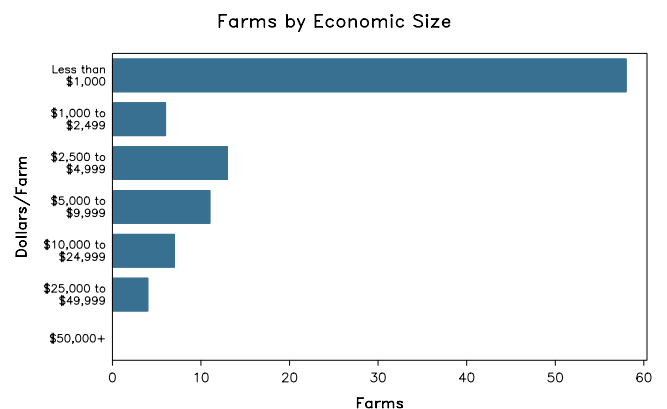
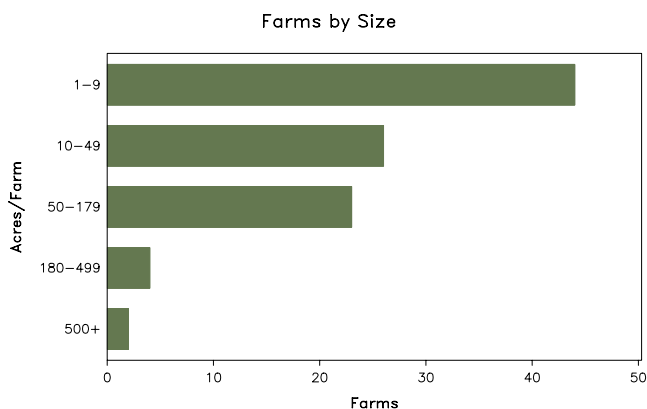
Cowlitz County – Washington

Farms with Women Principal Operators Compared with All Farms

	Women Principal Operators	All Farms
Number of Farms	99	481
Land in Farms	4,469 acres	30,702 acres
Average Size of Farm	45 acres	64 acres
Market Value of Products Sold	\$386,000	\$26,458,000
Crop Sales	\$197,000	\$10,635,000
Livestock Sales	\$189,000	\$15,824,000
Average Per Farm	\$3,896	\$55,007
Government Payments	(D)	\$29,000
Average Per Farm Receiving Payments	(D)	\$3,250

See footnotes on reverse page.

Farms with Women Principal Operators



2007 CENSUS OF AGRICULTURE

Cowlitz County – Washington Farms with Women Principal Operators

Selected Highlights

Item	Farms	Quantity
MARKET VALUE OF AGRICULTURAL PRODUCTS SOLD (\$1,000)		
Total value of agricultural products sold	99	386
Value of crops including nursery and greenhouse	20	197
Value of livestock, poultry, and their products	54	189
VALUE OF SALES BY COMMODITY GROUP (\$1,000)		
Grains, oilseeds, dry beans, and dry peas	-	-
Tobacco	-	-
Cotton and cottonseed	-	-
Vegetables, melons, potatoes and sweet potatoes	6	(D)
Fruits, tree nuts, and berries	7	31
Nursery, greenhouse, floriculture, and sod	10	135
Cut Christmas trees and short rotation woody crops	-	-
Other crops and hay	5	(D)
Poultry and eggs	16	(D)
Cattle and calves	30	79
Milk and other dairy products from cows	1	(D)
Hogs and pigs	11	14
Sheep, goats, and their products	14	16
Horses, ponies, mules, burros, and donkeys	6	72
Aquaculture	-	-
Other animals and other animal products	4	(D)
TOP CROP ITEMS (acres)		
Forage - land used for all hay and haylage, grass silage, and greenchop	11	406
Vegetables harvested for sale	6	8
Nursery stock	4	3
Floriculture crops, total	2	(D)
Apples	4	2
TOP LIVESTOCK INVENTORY ITEMS (number)		
Cattle and calves	48	625
Horses and ponies	23	328
Layers	34	325
Sheep and lambs	16	256
Rabbits and their pelts	5	155

Operator Characteristics

Item	Quantity
Primary occupation:	
Farming	50
Other	49
Days worked off farm:	
None	46
Any	53
Years on present farm:	
2 years or less	-
3 to 4 years	10
5 to 9 years	19
10 years or more	70
Age group:	
Under 45 years	18
45 to 64 years	57
65 years and over	24
Average age of principal operator (years)	55.4

Economic Characteristics

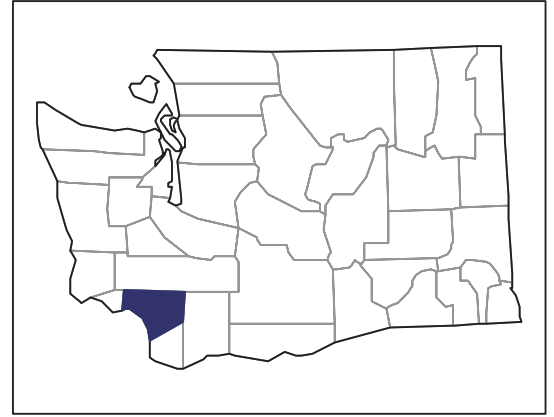
Item	Quantity
Farms by value of sales:	
Less than \$1,000	58
\$1,000 to \$2,499	6
\$2,500 to \$4,999	13
\$5,000 to \$9,999	11
\$10,000 to \$49,999	11
\$50,000 to \$99,999	-
\$100,000 to \$249,999	-
\$250,000 to \$499,999	-
\$500,000 or more	-
Total farm production expenses (\$1,000)	1,131
Average per farm (\$)	11,425
Net cash farm income of operation (\$1,000)	-644
Average per farm (\$)	-6,504
Value of agricultural products sold directly to individuals for human consumption (\$1,000)	69
Total organic product sales (\$1,000)	-
Total income from farm-related sources, gross before taxes and expenses (\$1,000)	100

See "Census of Agriculture, Volume 1, Geographic Area Series" for complete footnotes, explanations, definitions, and methodology.
(D) Cannot be disclosed. (Z) Less than half of the unit shown.

2007 CENSUS *OF* AGRICULTURE

Cowlitz County – Washington

Farms with Spanish, Hispanic, or Latino Operators Compared with All Farms



Data are not available at this geographic level for farms with Spanish, Hispanic, or Latino operators.



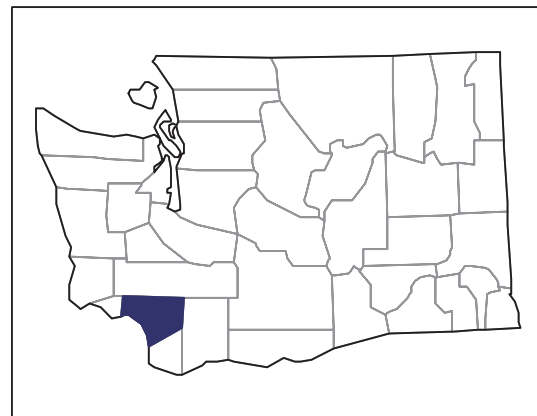
United States Department of Agriculture
National Agricultural Statistics Service

www.agcensus.usda.gov

2007 CENSUS OF AGRICULTURE

Cowlitz County – Washington

Farms with American Indian or Alaska Native Operators Compared with All Farms



Data are not available at this geographic level for farms with American Indian or Alaska Native operators.



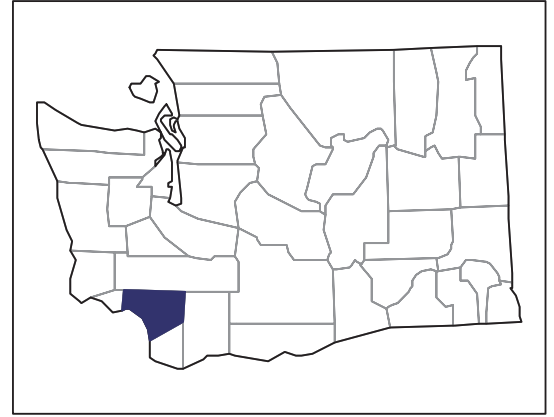
United States Department of Agriculture
National Agricultural Statistics Service

www.agcensus.usda.gov

2007 CENSUS OF AGRICULTURE

Cowlitz County – Washington

**Farms with Asian Operators
Compared with All Farms**



Data are not available at this geographic level for farms with Asian operators.



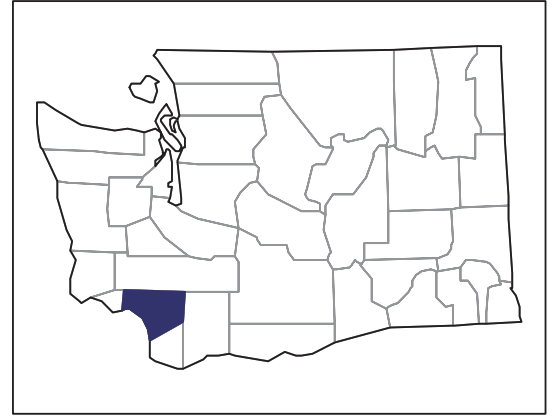
United States Department of Agriculture
National Agricultural Statistics Service

www.agcensus.usda.gov

2007 CENSUS OF AGRICULTURE

Cowlitz County – Washington

Farms with Black or African American Operators Compared with All Farms



Data are not available at this geographic level for farms with Black or African American operators.



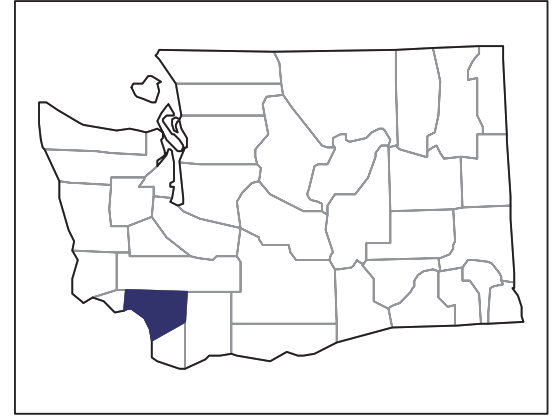
United States Department of Agriculture
National Agricultural Statistics Service

www.agcensus.usda.gov

2007 CENSUS OF AGRICULTURE

Cowlitz County – Washington

Farms with Native Hawaiian or Other Pacific Islander Operators Compared with All Farms



Data are not available at this geographic level for farms with Native Hawaiian or Other Pacific Islander operators.



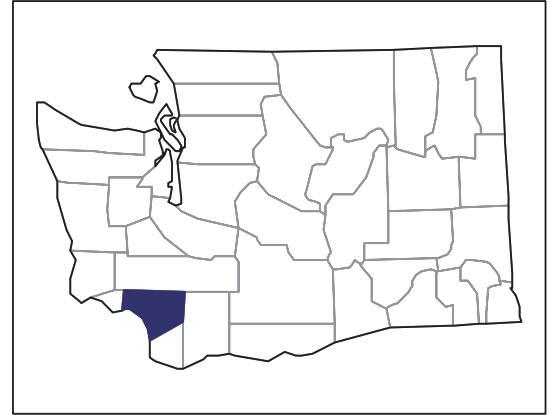
United States Department of Agriculture
National Agricultural Statistics Service

www.agcensus.usda.gov

2007 CENSUS OF AGRICULTURE

Cowlitz County – Washington

**Farms with White Operators
Compared with All Farms**



Data are not available at this geographic level for farms with White operators.



United States Department of Agriculture
National Agricultural Statistics Service

www.agcensus.usda.gov

