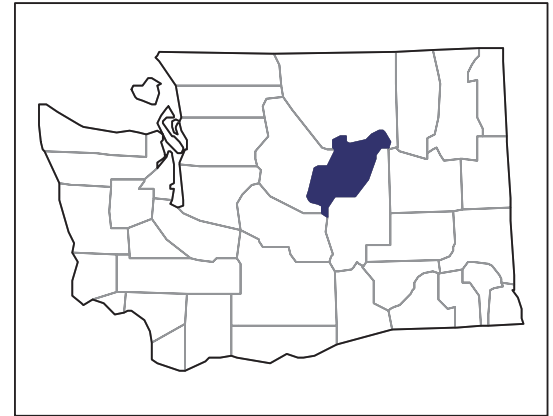


# 2007 CENSUS OF AGRICULTURE



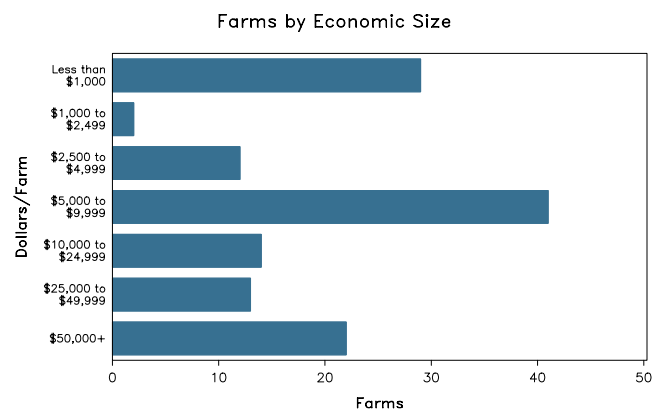
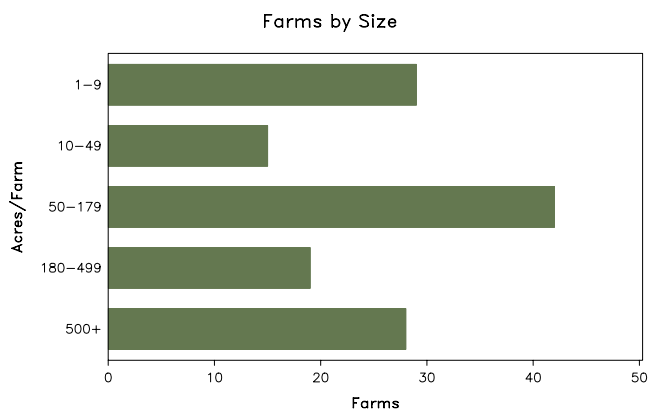
## Douglas County – Washington

### Farms with Women Principal Operators Compared with All Farms

	Women Principal Operators	All Farms
<b>Number of Farms</b>	133	955
<b>Land in Farms</b>	63,189 acres	883,094 acres
<b>Average Size of Farm</b>	475 acres	925 acres
<b>Market Value of Products Sold</b>	\$5,019,000	\$193,367,000
Crop Sales	\$4,725,000	\$186,924,000
Livestock Sales	\$293,000	\$6,443,000
Average Per Farm	\$37,736	\$202,479
<b>Government Payments</b>	\$1,051,000	\$11,647,000
Average Per Farm Receiving Payments	\$14,402	\$30,732

See footnotes on reverse page.

### Farms with Women Principal Operators



# 2007 CENSUS OF AGRICULTURE

## Douglas County – Washington Farms with Women Principal Operators

### Selected Highlights

Item	Farms	Quantity
<b>MARKET VALUE OF AGRICULTURAL PRODUCTS SOLD (\$1,000)</b>		
Total value of agricultural products sold	133	5,019
Value of crops including nursery and greenhouse	41	4,725
Value of livestock, poultry, and their products	22	293
<b>VALUE OF SALES BY COMMODITY GROUP (\$1,000)</b>		
Grains, oilseeds, dry beans, and dry peas	11	(D)
Tobacco	-	-
Cotton and cottonseed	-	-
Vegetables, melons, potatoes and sweet potatoes	-	-
Fruits, tree nuts, and berries	29	(D)
Nursery, greenhouse, floriculture, and sod	3	(D)
Cut Christmas trees and short rotation woody crops	-	-
Other crops and hay	2	(D)
Poultry and eggs	8	3
Cattle and calves	12	(D)
Milk and other dairy products from cows	1	(D)
Hogs and pigs	1	(D)
Sheep, goats, and their products	5	23
Horses, ponies, mules, burros, and donkeys	2	(D)
Aquaculture	-	-
Other animals and other animal products	2	(D)
<b>TOP CROP ITEMS (acres)</b>		
Wheat for grain, all	12	6,710
Apples	7	233
Cherries, sweet	23	147
Barley for grain	1	(D)
Forage - land used for all hay and haylage, grass silage, and greenchop	3	(D)
<b>TOP LIVESTOCK INVENTORY ITEMS (number)</b>		
Cattle and calves	11	434
Colonies of bees	2	(D)
Goats, all	11	184
Horses and ponies	14	119
Layers	13	102

### Operator Characteristics

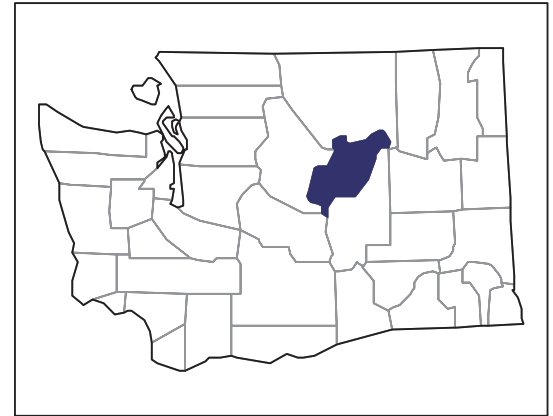
Item	Quantity
Primary occupation:	
Farming	56
Other	77
Days worked off farm:	
None	70
Any	63
Years on present farm:	
2 years or less	-
3 to 4 years	5
5 to 9 years	13
10 years or more	115
Age group:	
Under 45 years	7
45 to 64 years	57
65 years and over	69
Average age of principal operator (years)	65.2

### Economic Characteristics

Item	Quantity
Farms by value of sales:	
Less than \$1,000	80
\$1,000 to \$2,499	1
\$2,500 to \$4,999	3
\$5,000 to \$9,999	19
\$10,000 to \$49,999	13
\$50,000 to \$99,999	7
\$100,000 to \$249,999	6
\$250,000 to \$499,999	1
\$500,000 or more	3
Total farm production expenses (\$1,000)	5,045
Average per farm (\$)	37,929
Net cash farm income of operation (\$1,000)	1,461
Average per farm (\$)	10,986
Value of agricultural products sold directly to individuals for human consumption (\$1,000)	(D)
Total organic product sales (\$1,000)	(D)
Total income from farm-related sources, gross before taxes and expenses (\$1,000)	436

See "Census of Agriculture, Volume 1, Geographic Area Series" for complete footnotes, explanations, definitions, and methodology.  
(D) Cannot be disclosed. (Z) Less than half of the unit shown.

# 2007 CENSUS OF AGRICULTURE



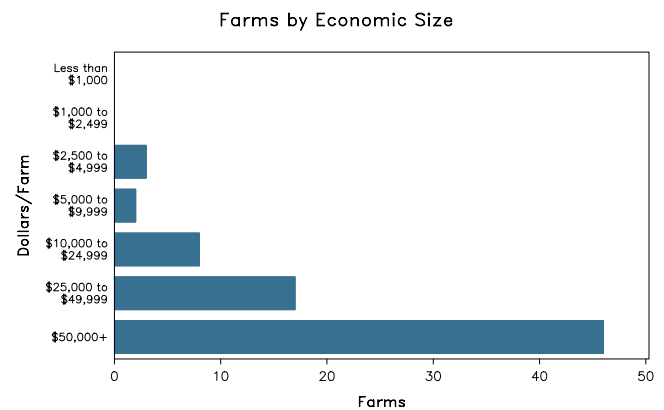
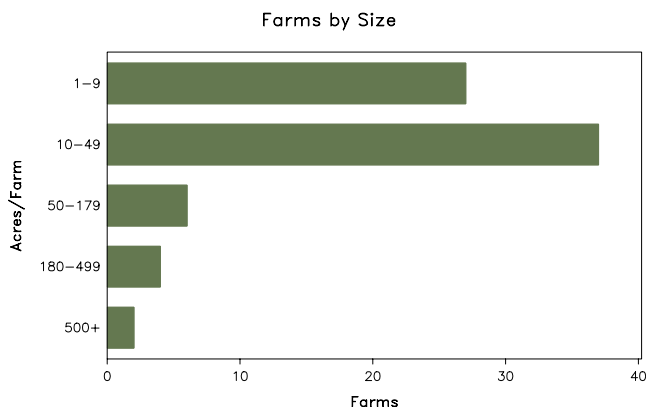
## Douglas County – Washington

### Farms with Spanish, Hispanic, or Latino Operators Compared with All Farms

	Spanish, Hispanic, or Latino Operators	All Farms
<b>Number of Farm Operators</b> <sup>1</sup>	98	1,421
<b>Number of Farms</b>	76	955
<b>Land in Farms</b>	3,899 acres	883,094 acres
<b>Average Size of Farm</b>	51 acres	925 acres
<b>Market Value of Products Sold</b>	\$30,190,000	\$193,367,000
Crop Sales	\$30,190,000	\$186,924,000
Livestock Sales	-	\$6,443,000
Average Per Farm	\$397,238	\$202,479
<b>Government Payments</b>	\$49,000	\$11,647,000
Average Per Farm Receiving Payments	\$6,076	\$30,732

See footnotes on reverse page.

### Farms with Spanish, Hispanic, or Latino Operators



# 2007 CENSUS OF AGRICULTURE

## Douglas County – Washington Farms with Spanish, Hispanic, or Latino Operators

### Selected Highlights

Item	Farms	Quantity
<b>MARKET VALUE OF AGRICULTURAL PRODUCTS SOLD (\$1,000)</b>		
Total value of agricultural products sold	76	30,190
Value of crops including nursery and greenhouse	74	30,190
Value of livestock, poultry, and their products	-	-
<b>VALUE OF SALES BY COMMODITY GROUP (\$1,000)</b>		
Grains, oilseeds, dry beans, and dry peas	-	-
Tobacco	-	-
Cotton and cottonseed	-	-
Vegetables, melons, potatoes and sweet potatoes	-	-
Fruits, tree nuts, and berries	74	(D)
Nursery, greenhouse, floriculture, and sod	-	-
Cut Christmas trees and short rotation woody crops	-	-
Other crops and hay	1	(D)
Poultry and eggs	-	-
Cattle and calves	-	-
Milk and other dairy products from cows	-	-
Hogs and pigs	-	-
Sheep, goats, and their products	-	-
Horses, ponies, mules, burros, and donkeys	-	-
Aquaculture	-	-
Other animals and other animal products	-	-
<b>TOP CROP ITEMS (acres)</b>		
Apples	51	1,983
Cherries, sweet	49	440
Pears, all	12	212
Peaches, all	3	(D)
Cherries, tart	3	(D)
<b>TOP LIVESTOCK INVENTORY ITEMS (number)</b>		
Horses and ponies	4	12
Mules, burros, and donkeys	1	(D)

### Operator Characteristics

Item	Quantity
Primary occupation:	
Farming	66
Other	32
Days worked off farm:	
None	15
Any	83
Years on present farm:	
2 years or less	7
3 to 4 years	29
5 to 9 years	32
10 years or more	30
Age group:	
Under 45 years	31
45 to 64 years	63
65 years and over	4
Average age (years)	47.9

### Economic Characteristics

Item	Quantity
Farms by value of sales:	
Less than \$1,000	2
\$1,000 to \$2,499	-
\$2,500 to \$4,999	3
\$5,000 to \$9,999	-
\$10,000 to \$49,999	25
\$50,000 to \$99,999	15
\$100,000 to \$249,999	13
\$250,000 to \$499,999	16
\$500,000 or more	2
Total farm production expenses (\$1,000)	23,577
Average per farm (\$)	310,221
Net cash farm income of operation (\$1,000)	6,949
Average per farm (\$)	91,431
Value of agricultural products sold directly to individuals for human consumption (\$1,000)	188
Total organic product sales (\$1,000)	1,272
Total income from farm-related sources, gross before taxes and expenses (\$1,000)	287

See "Census of Agriculture, Volume 1, Geographic Area Series" for complete footnotes, explanations, definitions, and methodology.

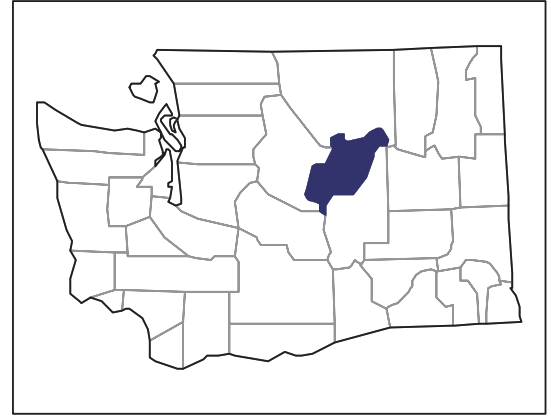
(D) Cannot be disclosed. (Z) Less than half of the unit shown.

<sup>1</sup> Data were collected for a maximum of three operators per farm.

# 2007 CENSUS OF AGRICULTURE

## Douglas County – Washington

### Farms with American Indian or Alaska Native Operators Compared with All Farms



Data are not available at this geographic level for farms with American Indian or Alaska Native operators.



United States Department of Agriculture  
National Agricultural Statistics Service

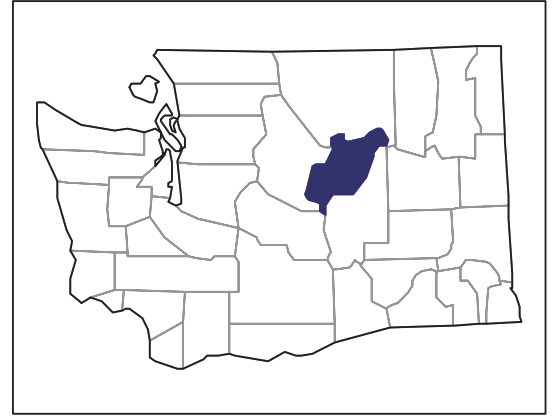
[www.agcensus.usda.gov](http://www.agcensus.usda.gov)



# 2007 CENSUS OF AGRICULTURE

## Douglas County – Washington

### Farms with Asian Operators Compared with All Farms



Data are not available at this geographic level for farms with Asian operators.



United States Department of Agriculture  
National Agricultural Statistics Service

[www.agcensus.usda.gov](http://www.agcensus.usda.gov)

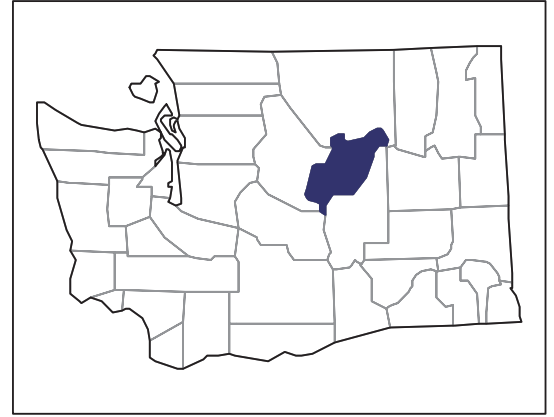




# 2007 CENSUS OF AGRICULTURE

## Douglas County – Washington

### Farms with Black or African American Operators Compared with All Farms



Data are not available at this geographic level for farms with Black or African American operators.



United States Department of Agriculture  
National Agricultural Statistics Service

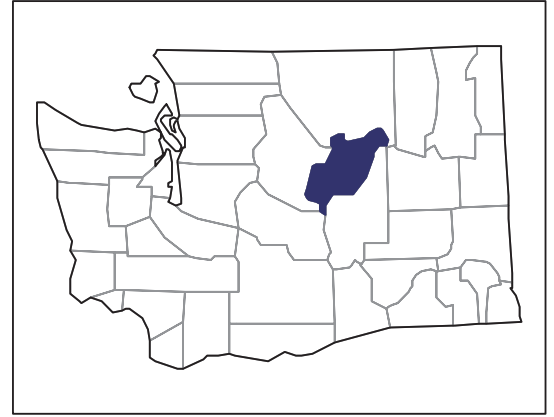
[www.agcensus.usda.gov](http://www.agcensus.usda.gov)



# 2007 CENSUS OF AGRICULTURE

## Douglas County – Washington

### Farms with Native Hawaiian or Other Pacific Islander Operators Compared with All Farms



Data are not available at this geographic level for farms with Native Hawaiian or Other Pacific Islander operators.



United States Department of Agriculture  
National Agricultural Statistics Service

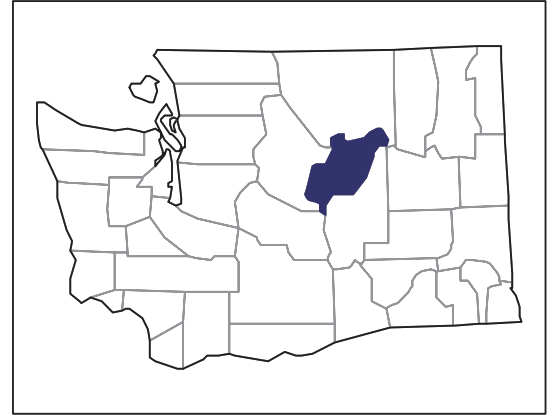
[www.agcensus.usda.gov](http://www.agcensus.usda.gov)



# 2007 CENSUS OF AGRICULTURE

## Douglas County – Washington

### Farms with White Operators Compared with All Farms



Data are not available at this geographic level for farms with White operators.



United States Department of Agriculture  
National Agricultural Statistics Service

[www.agcensus.usda.gov](http://www.agcensus.usda.gov)

