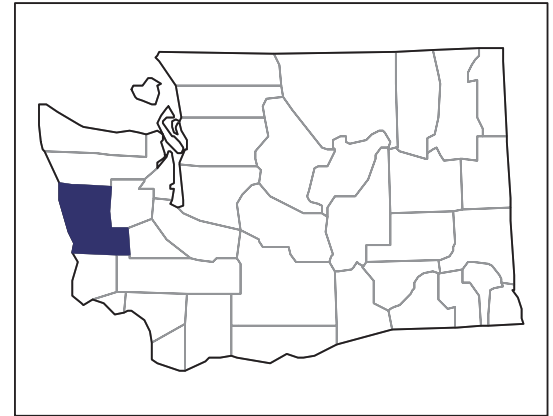


# 2007 CENSUS OF AGRICULTURE



## Grays Harbor County – Washington

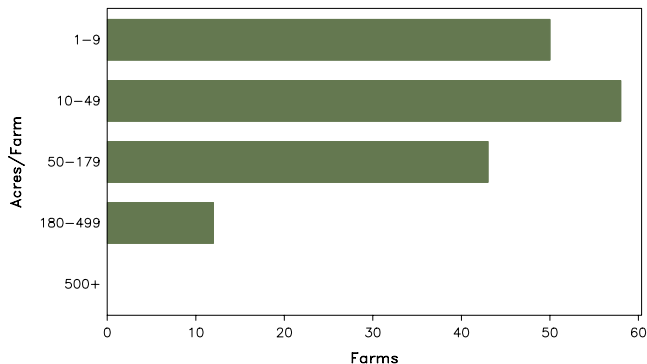
### Farms with Women Principal Operators Compared with All Farms

	Women Principal Operators	All Farms
<b>Number of Farms</b>	163	628
<b>Land in Farms</b>	9,128 acres	119,267 acres
<b>Average Size of Farm</b>	56 acres	190 acres
<b>Market Value of Products Sold</b>	\$1,108,000	\$32,821,000
Crop Sales	\$358,000	\$17,521,000
Livestock Sales	\$751,000	\$15,301,000
Average Per Farm	\$6,801	\$52,263
<b>Government Payments</b>	(D)	\$326,000
Average Per Farm Receiving Payments	(D)	\$7,576

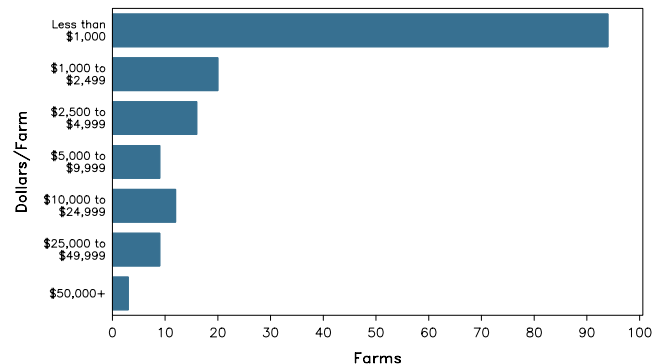
See footnotes on reverse page.

### Farms with Women Principal Operators

Farms by Size



Farms by Economic Size



# 2007 CENSUS OF AGRICULTURE

## Grays Harbor County – Washington Farms with Women Principal Operators

### Selected Highlights

Item	Farms	Quantity
<b>MARKET VALUE OF AGRICULTURAL PRODUCTS SOLD (\$1,000)</b>		
Total value of agricultural products sold	163	1,108
Value of crops including nursery and greenhouse	26	358
Value of livestock, poultry, and their products	73	751
<b>VALUE OF SALES BY COMMODITY GROUP (\$1,000)</b>		
Grains, oilseeds, dry beans, and dry peas	1	(D)
Tobacco	-	-
Cotton and cottonseed	-	-
Vegetables, melons, potatoes and sweet potatoes	5	(D)
Fruits, tree nuts, and berries	9	107
Nursery, greenhouse, floriculture, and sod	8	156
Cut Christmas trees and short rotation woody crops	-	-
Other crops and hay	12	(D)
Poultry and eggs	14	(D)
Cattle and calves	31	197
Milk and other dairy products from cows	3	365
Hogs and pigs	14	(D)
Sheep, goats, and their products	10	6
Horses, ponies, mules, burros, and donkeys	11	40
Aquaculture	1	(D)
Other animals and other animal products	6	59
<b>TOP CROP ITEMS (acres)</b>		
Forage - land used for all hay and haylage, grass silage, and greenchop	42	1,460
Vegetables harvested for sale	5	(D)
Sweet corn	3	(D)
Land in berries	5	40
Pears, all	3	(D)
<b>TOP LIVESTOCK INVENTORY ITEMS (number)</b>		
Cattle and calves	65	1,101
Horses and ponies	71	593
Goats, all	24	350
Layers	17	174
Rabbits and their pelts	9	86

### Operator Characteristics

Item	Quantity
Primary occupation:	
Farming	94
Other	69
Days worked off farm:	
None	63
Any	100
Years on present farm:	
2 years or less	2
3 to 4 years	11
5 to 9 years	45
10 years or more	105
Age group:	
Under 45 years	29
45 to 64 years	94
65 years and over	40
Average age of principal operator (years)	57.3

### Economic Characteristics

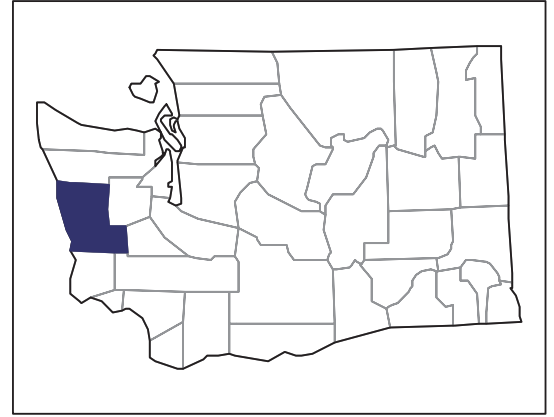
Item	Quantity
Farms by value of sales:	
Less than \$1,000	94
\$1,000 to \$2,499	20
\$2,500 to \$4,999	16
\$5,000 to \$9,999	9
\$10,000 to \$49,999	21
\$50,000 to \$99,999	2
\$100,000 to \$249,999	-
\$250,000 to \$499,999	1
\$500,000 or more	-
Total farm production expenses (\$1,000)	2,944
Average per farm (\$)	18,060
Net cash farm income of operation (\$1,000)	-1,398
Average per farm (\$)	-8,579
Value of agricultural products sold directly to individuals for human consumption (\$1,000)	104
Total organic product sales (\$1,000)	(D)
Total income from farm-related sources, gross before taxes and expenses (\$1,000)	432

See "Census of Agriculture, Volume 1, Geographic Area Series" for complete footnotes, explanations, definitions, and methodology.  
(D) Cannot be disclosed. (Z) Less than half of the unit shown.

# 2007 CENSUS OF AGRICULTURE

## Grays Harbor County – Washington

### Farms with Spanish, Hispanic, or Latino Operators Compared with All Farms



Data are not available at this geographic level for farms with Spanish, Hispanic, or Latino operators.



United States Department of Agriculture  
National Agricultural Statistics Service

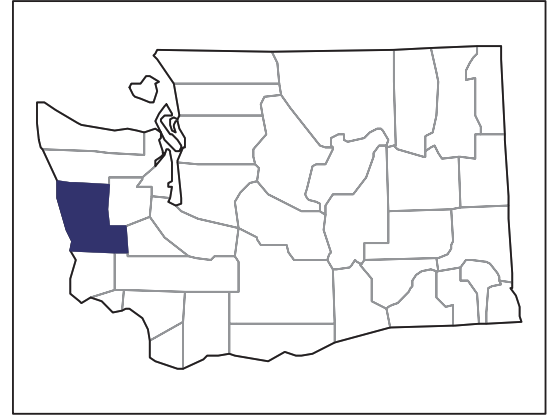
[www.agcensus.usda.gov](http://www.agcensus.usda.gov)



# 2007 CENSUS OF AGRICULTURE

## Grays Harbor County – Washington

### Farms with American Indian or Alaska Native Operators Compared with All Farms



Data are not available at this geographic level for farms with American Indian or Alaska Native operators.



United States Department of Agriculture  
National Agricultural Statistics Service

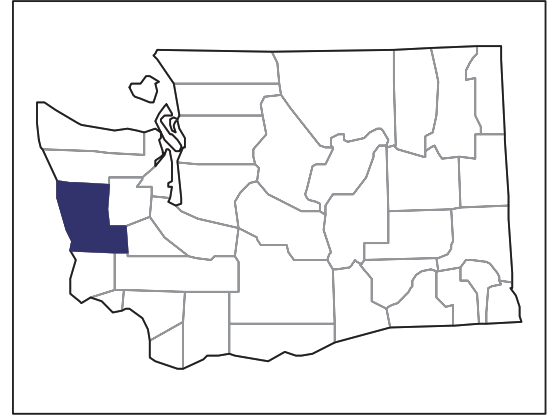
[www.agcensus.usda.gov](http://www.agcensus.usda.gov)



# 2007 CENSUS *OF* AGRICULTURE

**Grays Harbor County – Washington**

**Farms with Asian Operators  
Compared with All Farms**



**Data are not available at this geographic level for farms with Asian operators.**



United States Department of Agriculture  
National Agricultural Statistics Service

[www.agcensus.usda.gov](http://www.agcensus.usda.gov)

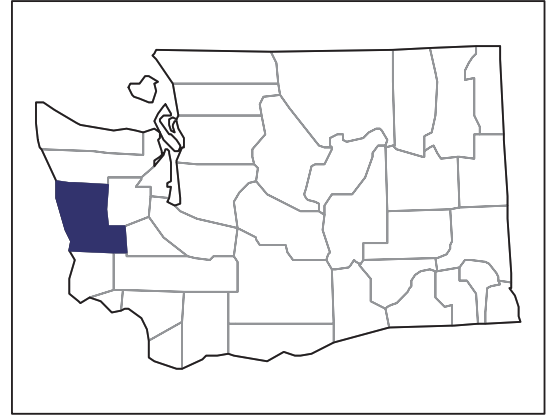




# 2007 CENSUS *OF* **AGRICULTURE**

**Grays Harbor County – Washington**

**Farms with Black or African American  
Operators Compared with All Farms**



**Data are not available at this geographic level for farms with Black or African American operators.**



United States Department of Agriculture  
National Agricultural Statistics Service

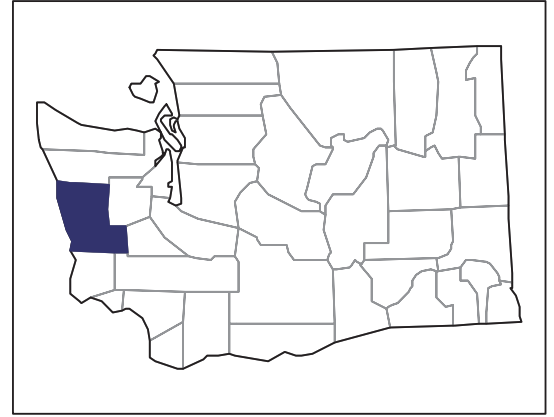
[www.agcensus.usda.gov](http://www.agcensus.usda.gov)



# 2007 CENSUS *OF* AGRICULTURE

## Grays Harbor County – Washington

### Farms with Native Hawaiian or Other Pacific Islander Operators Compared with All Farms



Data are not available at this geographic level for farms with Native Hawaiian or Other Pacific Islander operators.



United States Department of Agriculture  
National Agricultural Statistics Service

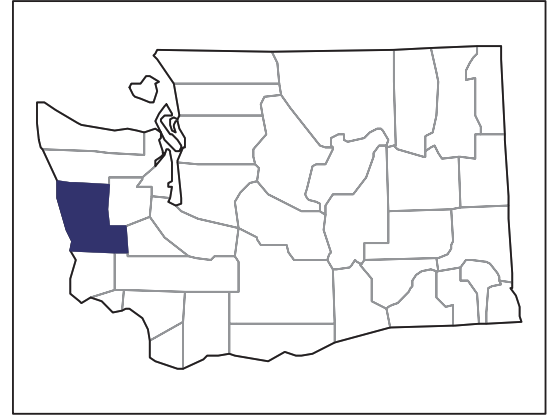
[www.agcensus.usda.gov](http://www.agcensus.usda.gov)



# 2007 CENSUS OF AGRICULTURE

Grays Harbor County – Washington

Farms with White Operators  
Compared with All Farms



Data are not available at this geographic level for farms with White operators.



United States Department of Agriculture  
National Agricultural Statistics Service

[www.agcensus.usda.gov](http://www.agcensus.usda.gov)

