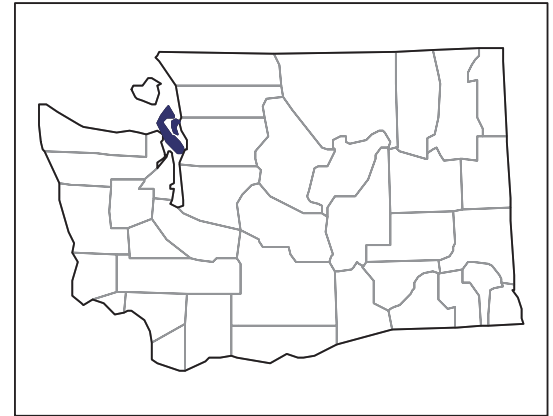


2007 CENSUS OF AGRICULTURE



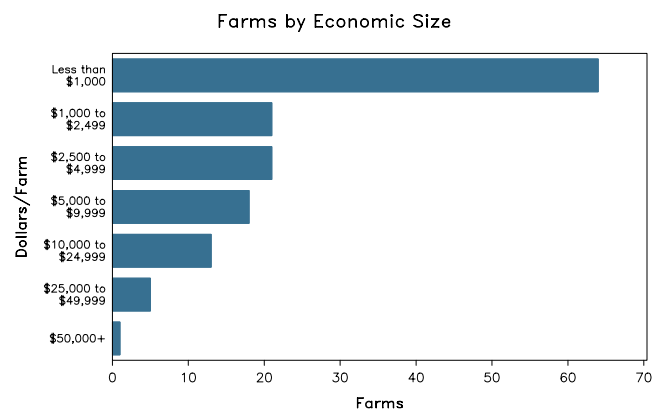
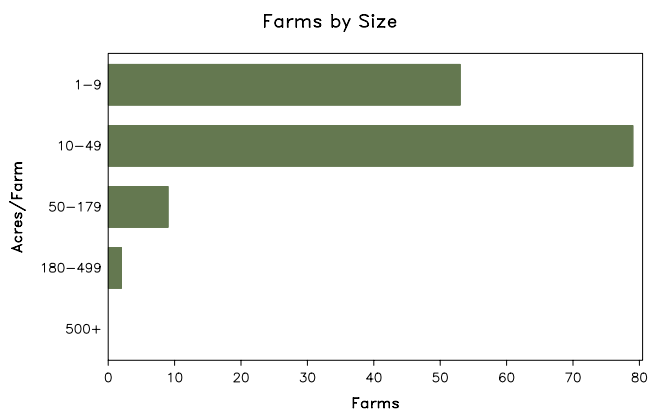
Island County – Washington

Farms with Women Principal Operators Compared with All Farms

	Women Principal Operators	All Farms
Number of Farms	143	458
Land in Farms	2,773 acres	17,699 acres
Average Size of Farm	19 acres	39 acres
Market Value of Products Sold	\$1,793,000	\$14,344,000
Crop Sales	\$375,000	\$3,659,000
Livestock Sales	\$1,418,000	\$10,685,000
Average Per Farm	\$12,542	\$31,319
Government Payments	(D)	\$161,000
Average Per Farm Receiving Payments	(D)	\$8,956

See footnotes on reverse page.

Farms with Women Principal Operators



2007 CENSUS OF AGRICULTURE

Island County – Washington Farms with Women Principal Operators

Selected Highlights

Item	Farms	Quantity
MARKET VALUE OF AGRICULTURAL PRODUCTS SOLD (\$1,000)		
Total value of agricultural products sold	143	1,793
Value of crops including nursery and greenhouse	46	375
Value of livestock, poultry, and their products	52	1,418
VALUE OF SALES BY COMMODITY GROUP (\$1,000)		
Grains, oilseeds, dry beans, and dry peas	-	-
Tobacco	-	-
Cotton and cottonseed	-	-
Vegetables, melons, potatoes and sweet potatoes	18	45
Fruits, tree nuts, and berries	27	(D)
Nursery, greenhouse, floriculture, and sod	19	177
Cut Christmas trees and short rotation woody crops	2	(D)
Other crops and hay	12	26
Poultry and eggs	16	6
Cattle and calves	11	25
Milk and other dairy products from cows	1	(D)
Hogs and pigs	1	(D)
Sheep, goats, and their products	22	37
Horses, ponies, mules, burros, and donkeys	9	(D)
Aquaculture	-	-
Other animals and other animal products	16	(D)
TOP CROP ITEMS (acres)		
Forage - land used for all hay and haylage, grass silage, and greenchop	25	368
Vegetables harvested for sale	17	14
Floriculture crops, total	13	13
Land in berries	13	8
Short-rotation woody crops ¹	2	(D)
TOP LIVESTOCK INVENTORY ITEMS (number)		
Alpacas	19	704
Sheep and lambs	18	506
Horses and ponies	63	416
Cattle and calves	20	228
Layers	26	186

Operator Characteristics

Item	Quantity
Primary occupation:	
Farming	71
Other	72
Days worked off farm:	
None	60
Any	83
Years on present farm:	
2 years or less	4
3 to 4 years	28
5 to 9 years	38
10 years or more	73
Age group:	
Under 45 years	27
45 to 64 years	84
65 years and over	32
Average age of principal operator (years)	56.0

Economic Characteristics

Item	Quantity
Farms by value of sales:	
Less than \$1,000	64
\$1,000 to \$2,499	21
\$2,500 to \$4,999	21
\$5,000 to \$9,999	18
\$10,000 to \$49,999	18
\$50,000 to \$99,999	-
\$100,000 to \$249,999	-
\$250,000 to \$499,999	-
\$500,000 or more	1
Total farm production expenses (\$1,000)	2,938
Average per farm (\$)	20,547
Net cash farm income of operation (\$1,000)	-941
Average per farm (\$)	-6,577
Value of agricultural products sold directly to individuals for human consumption (\$1,000)	103
Total organic product sales (\$1,000)	70
Total income from farm-related sources, gross before taxes and expenses (\$1,000)	200

See "Census of Agriculture, Volume 1, Geographic Area Series" for complete footnotes, explanations, definitions, and methodology.

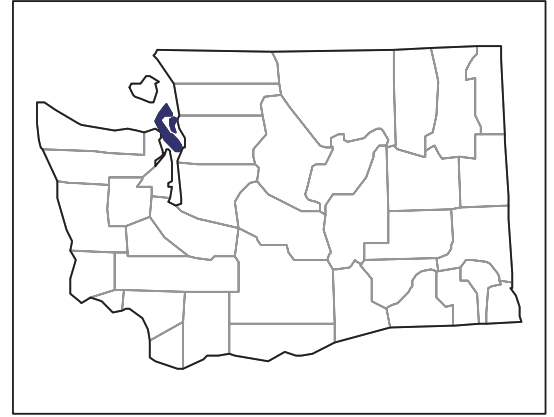
(D) Cannot be disclosed. (Z) Less than half of the unit shown.

¹ Items with a rank that cannot be disclosed are separated by a blank line, position in table does not indicate rank.

2007 CENSUS OF AGRICULTURE

Island County – Washington

Farms with Spanish, Hispanic, or Latino Operators Compared with All Farms



Data are not available at this geographic level for farms with Spanish, Hispanic, or Latino operators.



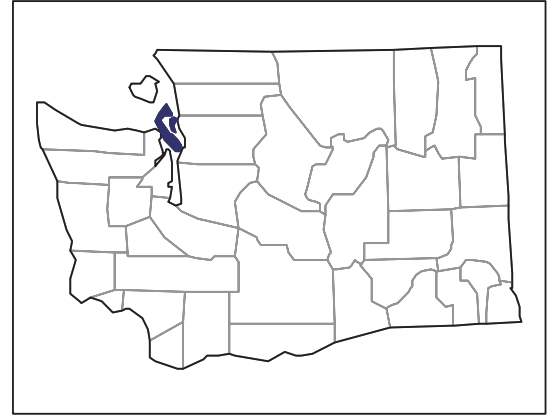
United States Department of Agriculture
National Agricultural Statistics Service

www.agcensus.usda.gov

2007 CENSUS OF AGRICULTURE

Island County – Washington

Farms with American Indian or Alaska Native Operators Compared with All Farms



Data are not available at this geographic level for farms with American Indian or Alaska Native operators.



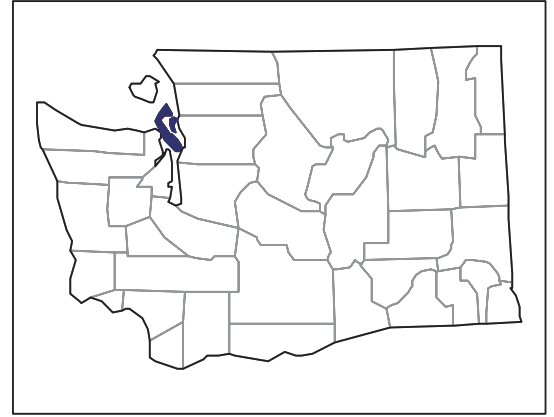
United States Department of Agriculture
National Agricultural Statistics Service

www.agcensus.usda.gov

2007 CENSUS *OF* AGRICULTURE

Island County – Washington

Farms with Asian Operators
Compared with All Farms



Data are not available at this geographic level for farms with Asian operators.



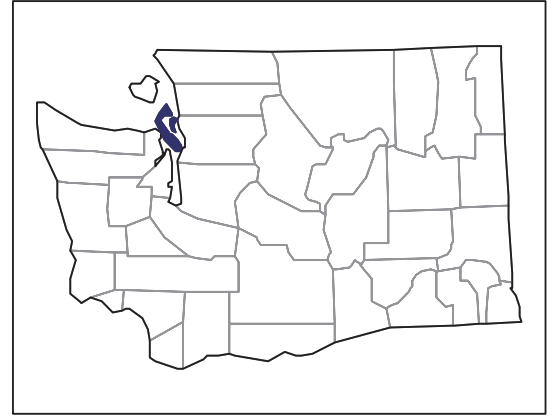
United States Department of Agriculture
National Agricultural Statistics Service

www.agcensus.usda.gov

2007 CENSUS OF AGRICULTURE

Island County – Washington

Farms with Black or African American Operators Compared with All Farms



Data are not available at this geographic level for farms with Black or African American operators.



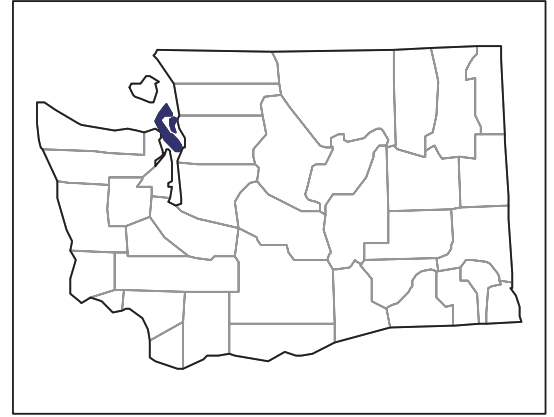
United States Department of Agriculture
National Agricultural Statistics Service

www.agcensus.usda.gov

2007 CENSUS *OF* AGRICULTURE

Island County – Washington

Farms with Native Hawaiian or Other Pacific Islander Operators Compared with All Farms



Data are not available at this geographic level for farms with Native Hawaiian or Other Pacific Islander operators.



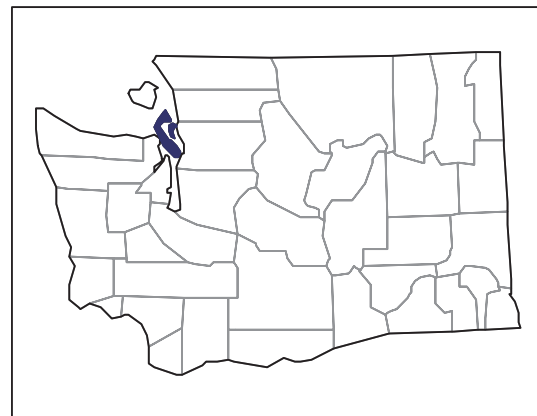
United States Department of Agriculture
National Agricultural Statistics Service

www.agcensus.usda.gov

2007 CENSUS OF AGRICULTURE

Island County – Washington

Farms with White Operators
Compared with All Farms



Data are not available at this geographic level for farms with White operators.



United States Department of Agriculture
National Agricultural Statistics Service

www.agcensus.usda.gov

