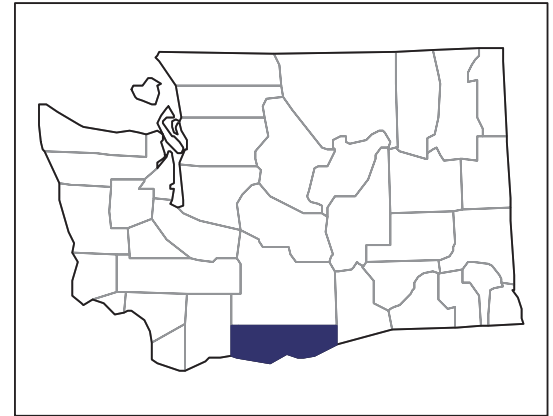


# 2007 CENSUS OF AGRICULTURE



## Klickitat County – Washington

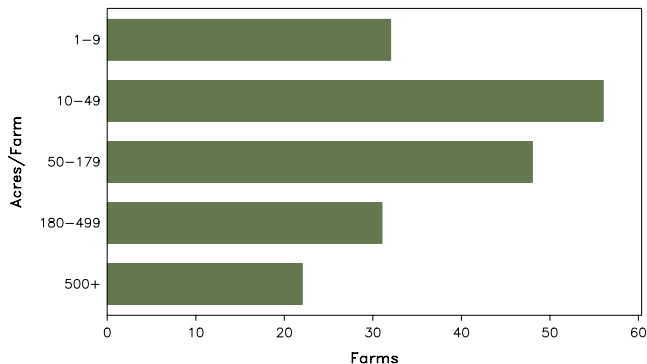
### Farms with Women Principal Operators Compared with All Farms

	Women Principal Operators	All Farms
<b>Number of Farms</b>	189	893
<b>Land in Farms</b>	80,246 acres	601,216 acres
<b>Average Size of Farm</b>	425 acres	673 acres
<b>Market Value of Products Sold</b>	\$3,101,000	\$57,298,000
Crop Sales	\$954,000	\$43,868,000
Livestock Sales	\$2,147,000	\$13,429,000
Average Per Farm	\$16,409	\$64,163
<b>Government Payments</b>	\$464,000	\$4,400,000
Average Per Farm Receiving Payments	\$7,856	\$14,425

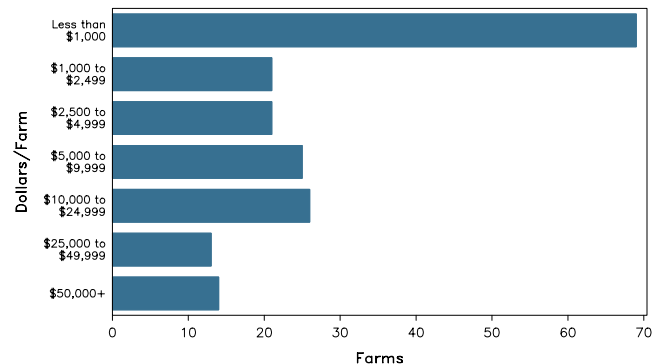
See footnotes on reverse page.

### Farms with Women Principal Operators

Farms by Size



Farms by Economic Size



# 2007 CENSUS OF AGRICULTURE

## Klickitat County – Washington Farms with Women Principal Operators

### Selected Highlights

Item	Farms	Quantity
<b>MARKET VALUE OF AGRICULTURAL PRODUCTS SOLD (\$1,000)</b>		
Total value of agricultural products sold	189	3,101
Value of crops including nursery and greenhouse	40	954
Value of livestock, poultry, and their products	113	2,147
<b>VALUE OF SALES BY COMMODITY GROUP (\$1,000)</b>		
Grains, oilseeds, dry beans, and dry peas	5	331
Tobacco	-	-
Cotton and cottonseed	-	-
Vegetables, melons, potatoes and sweet potatoes	10	(D)
Fruits, tree nuts, and berries	15	155
Nursery, greenhouse, floriculture, and sod	3	(D)
Cut Christmas trees and short rotation woody crops	-	-
Other crops and hay	16	394
Poultry and eggs	31	(D)
Cattle and calves	41	(D)
Milk and other dairy products from cows	-	-
Hogs and pigs	6	73
Sheep, goats, and their products	42	67
Horses, ponies, mules, burros, and donkeys	25	352
Aquaculture	-	-
Other animals and other animal products	8	(D)
<b>TOP CROP ITEMS (acres)</b>		
Forage - land used for all hay and haylage, grass silage, and greenchop	20	4,504
Wheat for grain, all	5	1,565
Cherries, sweet	3	(D)
Grapes	4	(D)
Vegetables harvested for sale	10	9
<b>TOP LIVESTOCK INVENTORY ITEMS (number)</b>		
Cattle and calves	57	2,750
Layers	30	921
Goats, all	30	782
Horses and ponies	77	675
Sheep and lambs	12	508

### Operator Characteristics

Item	Quantity
Primary occupation:	
Farming	79
Other	110
Days worked off farm:	
None	82
Any	107
Years on present farm:	
2 years or less	9
3 to 4 years	32
5 to 9 years	51
10 years or more	97
Age group:	
Under 45 years	19
45 to 64 years	115
65 years and over	55
Average age of principal operator (years)	58.6

### Economic Characteristics

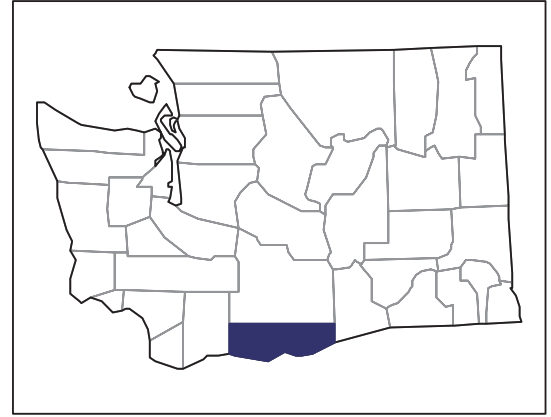
Item	Quantity
Farms by value of sales:	
Less than \$1,000	90
\$1,000 to \$2,499	21
\$2,500 to \$4,999	20
\$5,000 to \$9,999	19
\$10,000 to \$49,999	27
\$50,000 to \$99,999	6
\$100,000 to \$249,999	4
\$250,000 to \$499,999	1
\$500,000 or more	1
Total farm production expenses (\$1,000)	4,202
Average per farm (\$)	22,231
Net cash farm income of operation (\$1,000)	452
Average per farm (\$)	2,392
Value of agricultural products sold directly to individuals for human consumption (\$1,000)	81
Total organic product sales (\$1,000)	38
Total income from farm-related sources, gross before taxes and expenses (\$1,000)	1,089

See "Census of Agriculture, Volume 1, Geographic Area Series" for complete footnotes, explanations, definitions, and methodology.  
(D) Cannot be disclosed. (Z) Less than half of the unit shown.

# 2007 CENSUS OF AGRICULTURE

## Klickitat County – Washington

### Farms with Spanish, Hispanic, or Latino Operators Compared with All Farms



Data are not available at this geographic level for farms with Spanish, Hispanic, or Latino operators.



United States Department of Agriculture  
National Agricultural Statistics Service

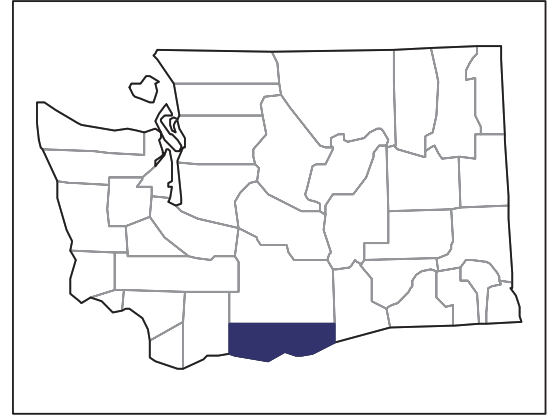
[www.agcensus.usda.gov](http://www.agcensus.usda.gov)



# 2007 CENSUS OF AGRICULTURE

## Klickitat County – Washington

### Farms with American Indian or Alaska Native Operators Compared with All Farms



Data are not available at this geographic level for farms with American Indian or Alaska Native operators.



United States Department of Agriculture  
National Agricultural Statistics Service

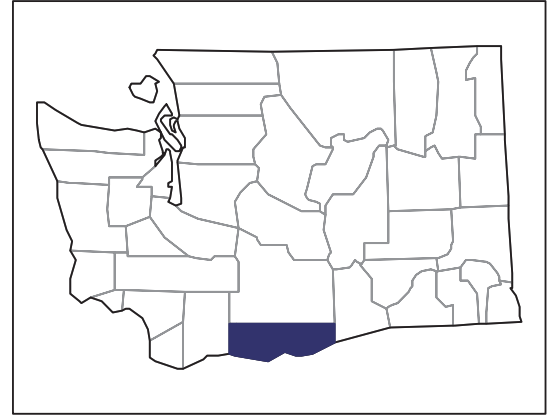
[www.agcensus.usda.gov](http://www.agcensus.usda.gov)



# 2007 CENSUS OF AGRICULTURE

## Klickitat County – Washington

### Farms with Asian Operators Compared with All Farms



Data are not available at this geographic level for farms with Asian operators.



United States Department of Agriculture  
National Agricultural Statistics Service

[www.agcensus.usda.gov](http://www.agcensus.usda.gov)

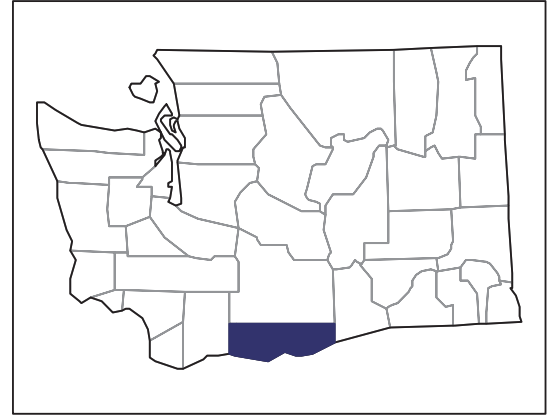




# 2007 CENSUS OF AGRICULTURE

## Klickitat County – Washington

### Farms with Black or African American Operators Compared with All Farms



Data are not available at this geographic level for farms with Black or African American operators.



United States Department of Agriculture  
National Agricultural Statistics Service

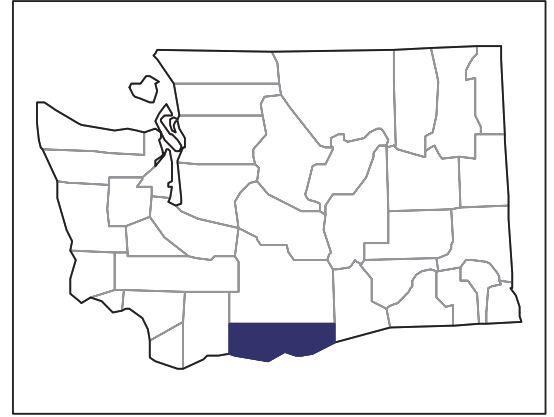
[www.agcensus.usda.gov](http://www.agcensus.usda.gov)



# 2007 CENSUS OF AGRICULTURE

## Klickitat County – Washington

### Farms with Native Hawaiian or Other Pacific Islander Operators Compared with All Farms



Data are not available at this geographic level for farms with Native Hawaiian or Other Pacific Islander operators.



United States Department of Agriculture  
National Agricultural Statistics Service

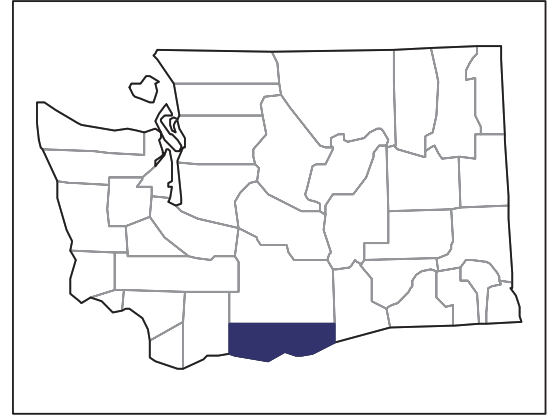
[www.agcensus.usda.gov](http://www.agcensus.usda.gov)



# 2007 CENSUS OF AGRICULTURE

## Klickitat County – Washington

### Farms with White Operators Compared with All Farms



Data are not available at this geographic level for farms with White operators.



United States Department of Agriculture  
National Agricultural Statistics Service

[www.agcensus.usda.gov](http://www.agcensus.usda.gov)

