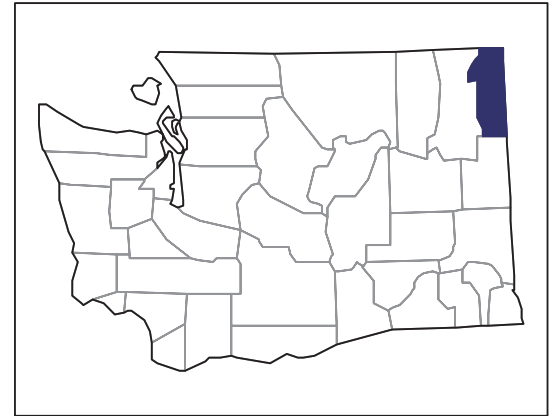


2007 CENSUS OF AGRICULTURE



Pend Oreille County – Washington

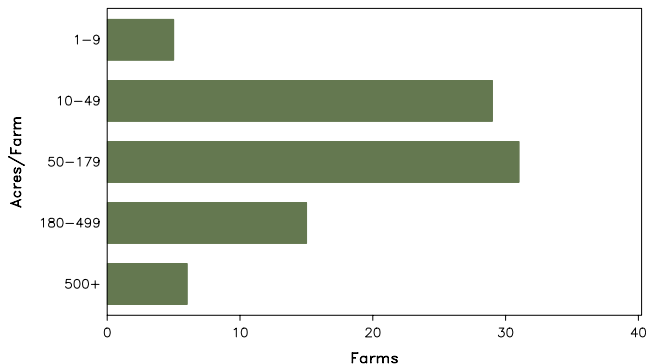
Farms with Women Principal Operators Compared with All Farms

	Women Principal Operators	All Farms
Number of Farms	86	316
Land in Farms	12,221 acres	55,109 acres
Average Size of Farm	142 acres	174 acres
Market Value of Products Sold	\$178,000	\$2,818,000
Crop Sales	\$72,000	\$1,264,000
Livestock Sales	\$107,000	\$1,554,000
Average Per Farm	\$2,072	\$8,917
Government Payments	\$3,000	\$50,000
Average Per Farm Receiving Payments	\$950	\$5,529

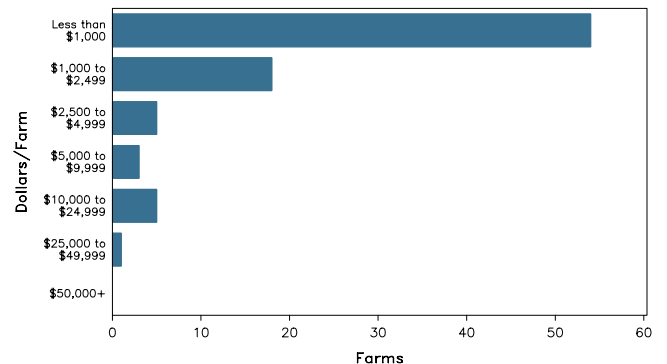
See footnotes on reverse page.

Farms with Women Principal Operators

Farms by Size



Farms by Economic Size



2007 CENSUS OF AGRICULTURE

Pend Oreille County – Washington Farms with Women Principal Operators

Selected Highlights

Item	Farms	Quantity
MARKET VALUE OF AGRICULTURAL PRODUCTS SOLD (\$1,000)		
Total value of agricultural products sold	86	178
Value of crops including nursery and greenhouse	15	72
Value of livestock, poultry, and their products	40	107
VALUE OF SALES BY COMMODITY GROUP (\$1,000)		
Grains, oilseeds, dry beans, and dry peas	-	-
Tobacco	-	-
Cotton and cottonseed	-	-
Vegetables, melons, potatoes and sweet potatoes	2	(D)
Fruits, tree nuts, and berries	1	(D)
Nursery, greenhouse, floriculture, and sod	2	(D)
Cut Christmas trees and short rotation woody crops	-	-
Other crops and hay	12	(D)
Poultry and eggs	11	3
Cattle and calves	17	(D)
Milk and other dairy products from cows	-	-
Hogs and pigs	5	(D)
Sheep, goats, and their products	7	2
Horses, ponies, mules, burros, and donkeys	5	11
Aquaculture	-	-
Other animals and other animal products	6	-
TOP CROP ITEMS (acres)		
Forage - land used for all hay and haylage, grass silage, and greenchop	21	1,149
Vegetables harvested for sale	2	(D)
Potatoes	2	(D)
Herbs, dried	1	(D)
Floriculture crops, total	1	(D)
TOP LIVESTOCK INVENTORY ITEMS (number)		
Cattle and calves	27	1,369
Horses and ponies	50	295
Layers	14	130
Goats, all	9	55
Sheep and lambs	7	54

Operator Characteristics

Item	Quantity
Primary occupation:	
Farming	31
Other	55
Days worked off farm:	
None	38
Any	48
Years on present farm:	
2 years or less	15
3 to 4 years	10
5 to 9 years	12
10 years or more	49
Age group:	
Under 45 years	23
45 to 64 years	39
65 years and over	24
Average age of principal operator (years)	57.3

Economic Characteristics

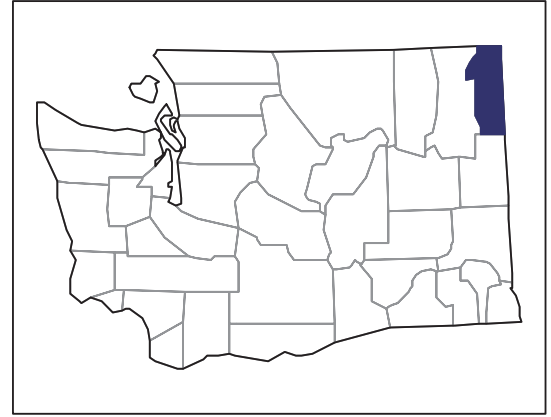
Item	Quantity
Farms by value of sales:	
Less than \$1,000	56
\$1,000 to \$2,499	16
\$2,500 to \$4,999	5
\$5,000 to \$9,999	3
\$10,000 to \$49,999	6
\$50,000 to \$99,999	-
\$100,000 to \$249,999	-
\$250,000 to \$499,999	-
\$500,000 or more	-
Total farm production expenses (\$1,000)	1,012
Average per farm (\$)	11,766
Net cash farm income of operation (\$1,000)	-622
Average per farm (\$)	-7,236
Value of agricultural products sold directly to individuals for human consumption (\$1,000)	(D)
Total organic product sales (\$1,000)	(D)
Total income from farm-related sources, gross before taxes and expenses (\$1,000)	209

See "Census of Agriculture, Volume 1, Geographic Area Series" for complete footnotes, explanations, definitions, and methodology.
(D) Cannot be disclosed. (Z) Less than half of the unit shown.

2007 CENSUS OF AGRICULTURE

Pend Oreille County – Washington

Farms with Spanish, Hispanic, or Latino Operators Compared with All Farms



Data are not available at this geographic level for farms with Spanish, Hispanic, or Latino operators.



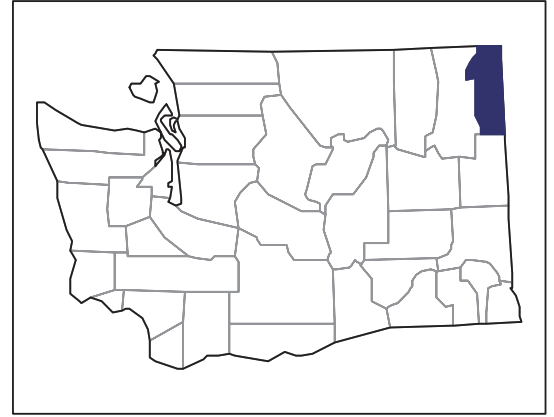
United States Department of Agriculture
National Agricultural Statistics Service

www.agcensus.usda.gov

2007 CENSUS OF AGRICULTURE

Pend Oreille County – Washington

Farms with American Indian or Alaska Native Operators Compared with All Farms



Data are not available at this geographic level for farms with American Indian or Alaska Native operators.



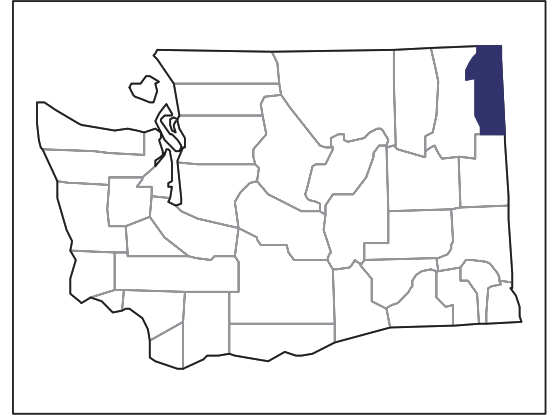
United States Department of Agriculture
National Agricultural Statistics Service

www.agcensus.usda.gov

2007 CENSUS OF AGRICULTURE

Pend Oreille County – Washington

**Farms with Asian Operators
Compared with All Farms**



Data are not available at this geographic level for farms with Asian operators.



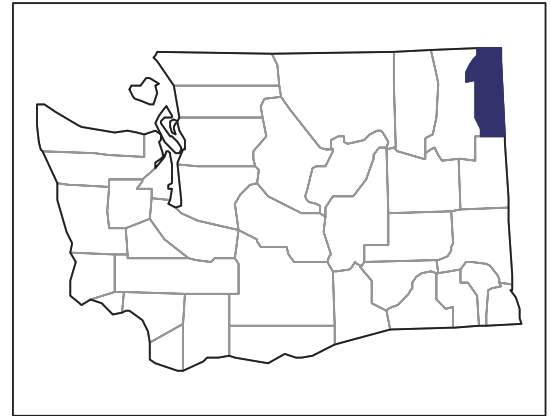
United States Department of Agriculture
National Agricultural Statistics Service

www.agcensus.usda.gov

2007 CENSUS OF AGRICULTURE

Pend Oreille County – Washington

Farms with Black or African American Operators Compared with All Farms



Data are not available at this geographic level for farms with Black or African American operators.



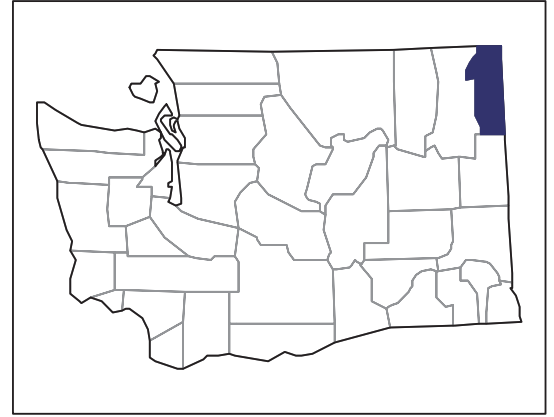
United States Department of Agriculture
National Agricultural Statistics Service

www.agcensus.usda.gov

2007 CENSUS OF AGRICULTURE

Pend Oreille County – Washington

Farms with Native Hawaiian or Other Pacific Islander Operators Compared with All Farms



Data are not available at this geographic level for farms with Native Hawaiian or Other Pacific Islander operators.



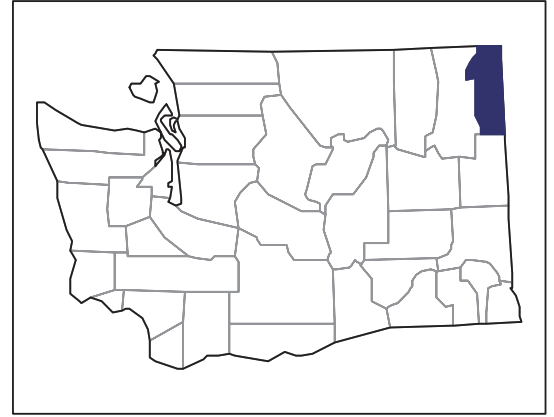
United States Department of Agriculture
National Agricultural Statistics Service

www.agcensus.usda.gov

2007 CENSUS OF AGRICULTURE

Pend Oreille County – Washington

Farms with White Operators Compared with All Farms



Data are not available at this geographic level for farms with White operators.



United States Department of Agriculture
National Agricultural Statistics Service

www.agcensus.usda.gov

