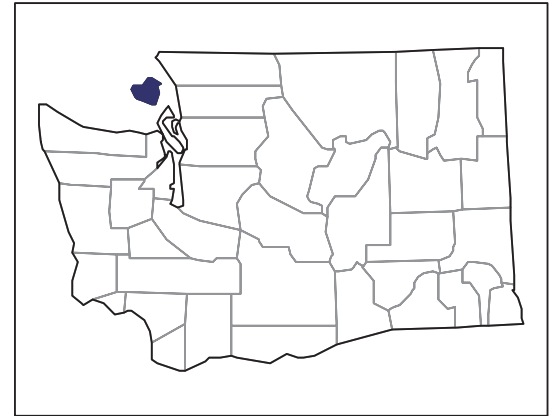


2007 CENSUS OF AGRICULTURE



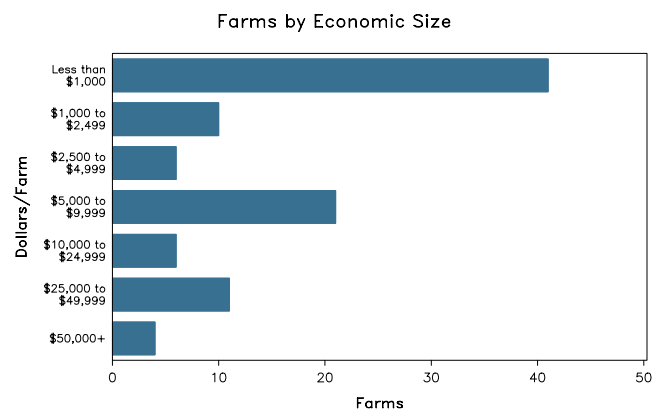
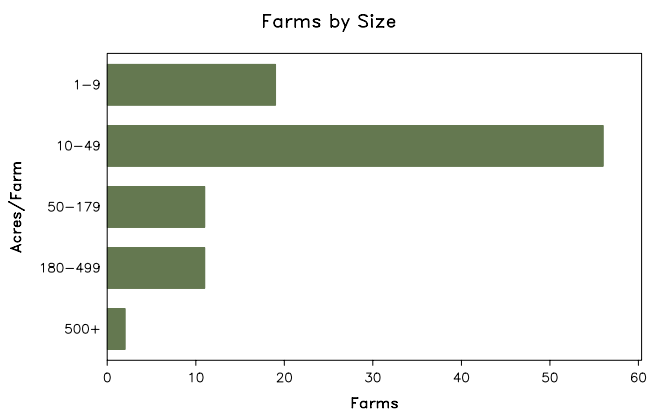
San Juan County – Washington

Farms with Women Principal Operators Compared with All Farms

	Women Principal Operators	All Farms
Number of Farms	99	291
Land in Farms	7,854 acres	21,472 acres
Average Size of Farm	79 acres	74 acres
Market Value of Products Sold	\$943,000	\$3,617,000
Crop Sales	\$478,000	\$1,688,000
Livestock Sales	\$465,000	\$1,929,000
Average Per Farm	\$9,523	\$12,431
Government Payments	\$11,000	\$165,000
Average Per Farm Receiving Payments	\$2,700	\$13,754

See footnotes on reverse page.

Farms with Women Principal Operators



2007 CENSUS OF AGRICULTURE

San Juan County – Washington Farms with Women Principal Operators

Selected Highlights

Item	Farms	Quantity
MARKET VALUE OF AGRICULTURAL PRODUCTS SOLD (\$1,000)		
Total value of agricultural products sold	99	943
Value of crops including nursery and greenhouse	36	478
Value of livestock, poultry, and their products	57	465
VALUE OF SALES BY COMMODITY GROUP (\$1,000)		
Grains, oilseeds, dry beans, and dry peas	-	-
Tobacco	-	-
Cotton and cottonseed	-	-
Vegetables, melons, potatoes and sweet potatoes	8	146
Fruits, tree nuts, and berries	17	(D)
Nursery, greenhouse, floriculture, and sod	10	84
Cut Christmas trees and short rotation woody crops	-	-
Other crops and hay	18	(D)
Poultry and eggs	32	23
Cattle and calves	13	211
Milk and other dairy products from cows	3	14
Hogs and pigs	4	2
Sheep, goats, and their products	22	87
Horses, ponies, mules, burros, and donkeys	4	22
Aquaculture	-	-
Other animals and other animal products	8	107
TOP CROP ITEMS (acres)		
Forage - land used for all hay and haylage, grass silage, and greenchop	29	1,509
Grapes	2	(D)
Apples	12	12
Vegetables harvested for sale	8	9
Plums and prunes	9	6
TOP LIVESTOCK INVENTORY ITEMS (number)		
Cattle and calves	24	753
Layers	29	701
Sheep and lambs	27	472
Broilers and other meat-type chickens	2	(D)
Goats, all	15	267

Operator Characteristics

Item	Quantity
Primary occupation:	
Farming	45
Other	54
Days worked off farm:	
None	51
Any	48
Years on present farm:	
2 years or less	2
3 to 4 years	10
5 to 9 years	8
10 years or more	79
Age group:	
Under 45 years	11
45 to 64 years	38
65 years and over	50
Average age of principal operator (years)	62.9

Economic Characteristics

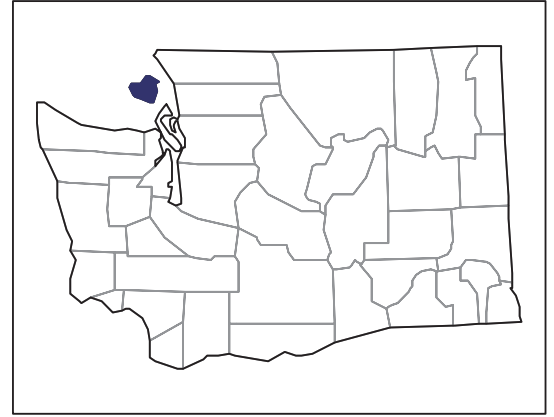
Item	Quantity
Farms by value of sales:	
Less than \$1,000	41
\$1,000 to \$2,499	10
\$2,500 to \$4,999	8
\$5,000 to \$9,999	19
\$10,000 to \$49,999	17
\$50,000 to \$99,999	4
\$100,000 to \$249,999	-
\$250,000 to \$499,999	-
\$500,000 or more	-
Total farm production expenses (\$1,000)	2,021
Average per farm (\$)	20,417
Net cash farm income of operation (\$1,000)	-911
Average per farm (\$)	-9,201
Value of agricultural products sold directly to individuals for human consumption (\$1,000)	160
Total organic product sales (\$1,000)	35
Total income from farm-related sources, gross before taxes and expenses (\$1,000)	157

See "Census of Agriculture, Volume 1, Geographic Area Series" for complete footnotes, explanations, definitions, and methodology.
(D) Cannot be disclosed. (Z) Less than half of the unit shown.

2007 CENSUS *OF* AGRICULTURE

San Juan County – Washington

Farms with Spanish, Hispanic, or Latino Operators Compared with All Farms



Data are not available at this geographic level for farms with Spanish, Hispanic, or Latino operators.



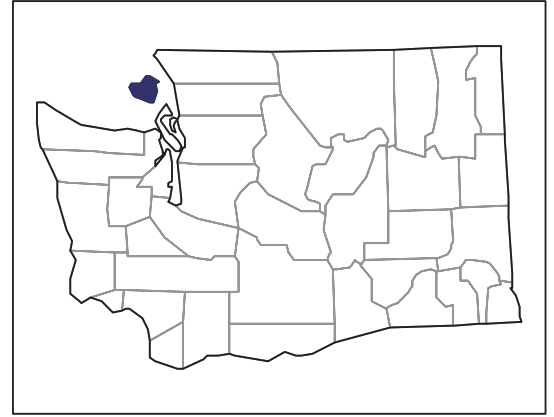
United States Department of Agriculture
National Agricultural Statistics Service

www.agcensus.usda.gov

2007 CENSUS OF AGRICULTURE

San Juan County – Washington

Farms with American Indian or Alaska Native Operators Compared with All Farms



Data are not available at this geographic level for farms with American Indian or Alaska Native operators.



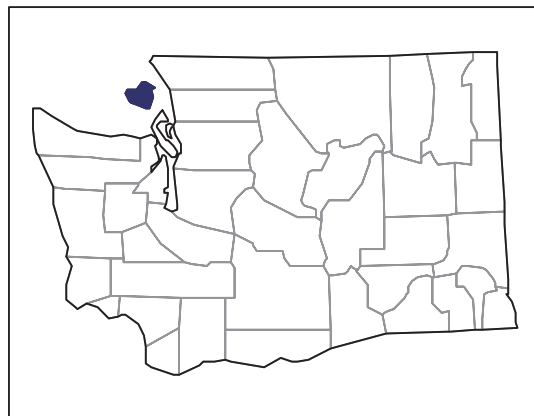
United States Department of Agriculture
National Agricultural Statistics Service

www.agcensus.usda.gov

2007 CENSUS OF AGRICULTURE

San Juan County – Washington

**Farms with Asian Operators
Compared with All Farms**



Data are not available at this geographic level for farms with Asian operators.



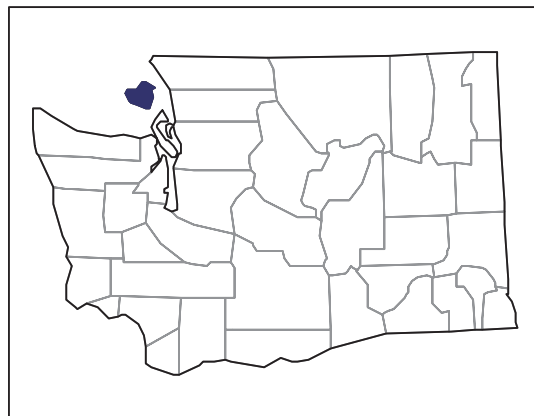
United States Department of Agriculture
National Agricultural Statistics Service

www.agcensus.usda.gov

2007 CENSUS OF AGRICULTURE

San Juan County – Washington

Farms with Black or African American Operators Compared with All Farms



Data are not available at this geographic level for farms with Black or African American operators.



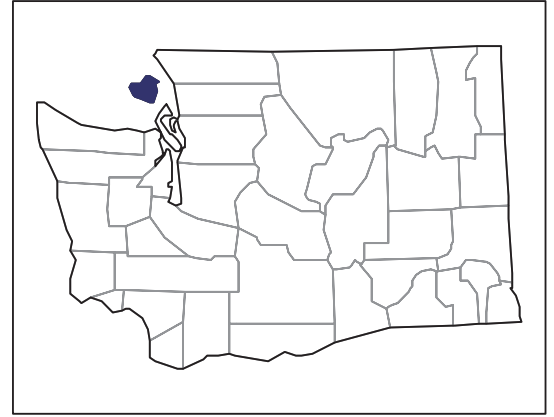
United States Department of Agriculture
National Agricultural Statistics Service

www.agcensus.usda.gov

2007 CENSUS OF AGRICULTURE

San Juan County – Washington

Farms with Native Hawaiian or Other Pacific Islander Operators Compared with All Farms



Data are not available at this geographic level for farms with Native Hawaiian or Other Pacific Islander operators.



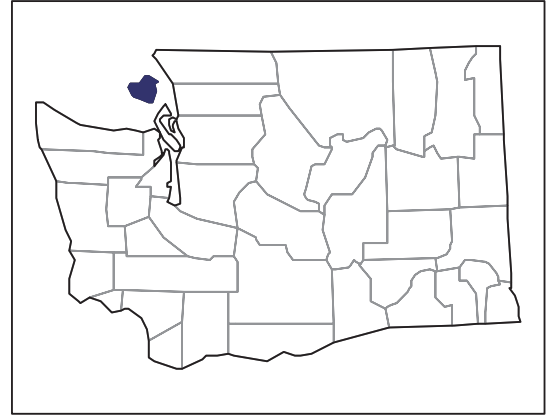
United States Department of Agriculture
National Agricultural Statistics Service

www.agcensus.usda.gov

2007 CENSUS OF AGRICULTURE

San Juan County – Washington

**Farms with White Operators
Compared with All Farms**



Data are not available at this geographic level for farms with White operators.



United States Department of Agriculture
National Agricultural Statistics Service

www.agcensus.usda.gov

