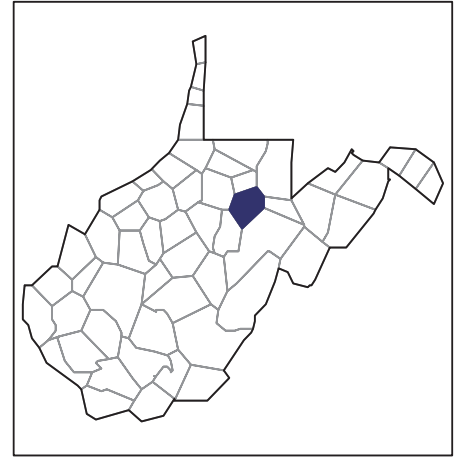


2007 CENSUS OF AGRICULTURE



Barbour County – West Virginia

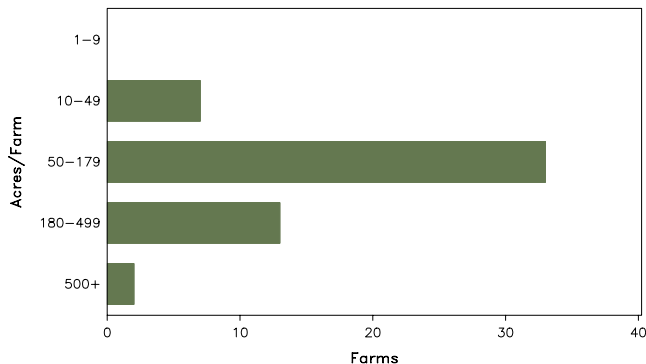
Farms with Women Principal Operators Compared with All Farms

	Women Principal Operators	All Farms
Number of Farms	55	539
Land in Farms	8,702 acres	91,017 acres
Average Size of Farm	158 acres	169 acres
Market Value of Products Sold	\$342,000	\$7,155,000
Crop Sales	\$48,000	\$1,368,000
Livestock Sales	\$294,000	\$5,787,000
Average Per Farm	\$6,224	\$13,275
Government Payments	(D)	\$15,000
Average Per Farm Receiving Payments	(D)	\$488

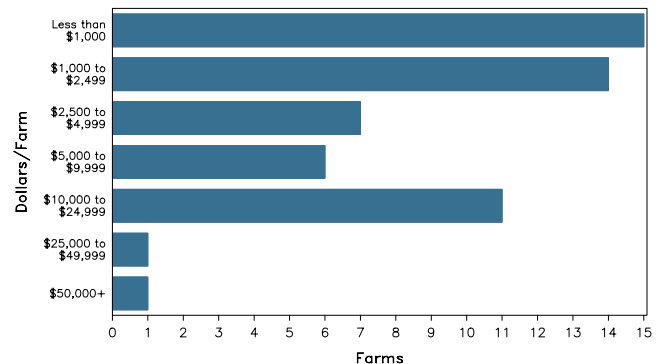
See footnotes on reverse page.

Farms with Women Principal Operators

Farms by Size



Farms by Economic Size



2007 CENSUS OF AGRICULTURE

Barbour County – West Virginia Farms with Women Principal Operators

Selected Highlights

Item	Farms	Quantity
MARKET VALUE OF AGRICULTURAL PRODUCTS SOLD (\$1,000)		
Total value of agricultural products sold	55	342
Value of crops including nursery and greenhouse	15	48
Value of livestock, poultry, and their products	38	294
VALUE OF SALES BY COMMODITY GROUP (\$1,000)		
Grains, oilseeds, dry beans, and dry peas	-	-
Tobacco	-	-
Cotton and cottonseed	-	-
Vegetables, melons, potatoes and sweet potatoes	1	(D)
Fruits, tree nuts, and berries	4	(D)
Nursery, greenhouse, floriculture, and sod	1	(D)
Cut Christmas trees and short rotation woody crops	-	-
Other crops and hay	15	44
Poultry and eggs	11	(D)
Cattle and calves	27	(D)
Milk and other dairy products from cows	1	(D)
Hogs and pigs	4	1
Sheep, goats, and their products	6	5
Horses, ponies, mules, burros, and donkeys	5	5
Aquaculture	-	-
Other animals and other animal products	7	(D)
TOP CROP ITEMS (acres)		
Forage - land used for all hay and haylage, grass silage, and greenchop	47	1,797
Corn for silage or greenchop	1	(D)
Apples	4	3
Herbs, dried	1	(D)
Land in berries	4	2
TOP LIVESTOCK INVENTORY ITEMS (number)		
Cattle and calves	36	863
Sheep and lambs	3	234
Layers	11	181
Horses and ponies	14	87
Colonies of bees	4	78

Operator Characteristics

Item	Quantity
Primary occupation:	
Farming	23
Other	32
Days worked off farm:	
None	24
Any	31
Years on present farm:	
2 years or less	4
3 to 4 years	8
5 to 9 years	13
10 years or more	30
Age group:	
Under 45 years	12
45 to 64 years	26
65 years and over	17
Average age of principal operator (years)	57.6

Economic Characteristics

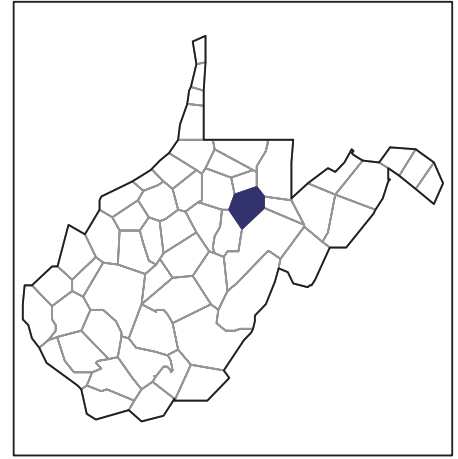
Item	Quantity
Farms by value of sales:	
Less than \$1,000	15
\$1,000 to \$2,499	14
\$2,500 to \$4,999	7
\$5,000 to \$9,999	6
\$10,000 to \$49,999	12
\$50,000 to \$99,999	1
\$100,000 to \$249,999	-
\$250,000 to \$499,999	-
\$500,000 or more	-
Total farm production expenses (\$1,000)	563
Average per farm (\$)	10,232
Net cash farm income of operation (\$1,000)	-14
Average per farm (\$)	-254
Value of agricultural products sold directly to individuals for human consumption (\$1,000)	27
Total organic product sales (\$1,000)	(D)
Total income from farm-related sources, gross before taxes and expenses (\$1,000)	206

See "Census of Agriculture, Volume 1, Geographic Area Series" for complete footnotes, explanations, definitions, and methodology.
(D) Cannot be disclosed. (Z) Less than half of the unit shown.

2007 CENSUS OF AGRICULTURE

Barbour County – West Virginia

Farms with Spanish, Hispanic, or Latino Operators Compared with All Farms



Data are not available at this geographic level for farms with Spanish, Hispanic, or Latino operators.



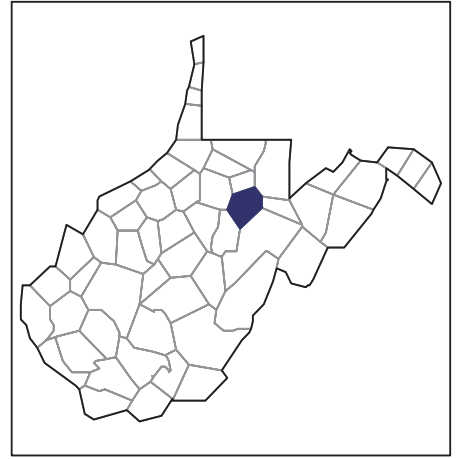
United States Department of Agriculture
National Agricultural Statistics Service

www.agcensus.usda.gov

2007 CENSUS OF AGRICULTURE

Barbour County – West Virginia

Farms with American Indian or Alaska Native Operators Compared with All Farms



Data are not available at this geographic level for farms with American Indian or Alaska Native operators.



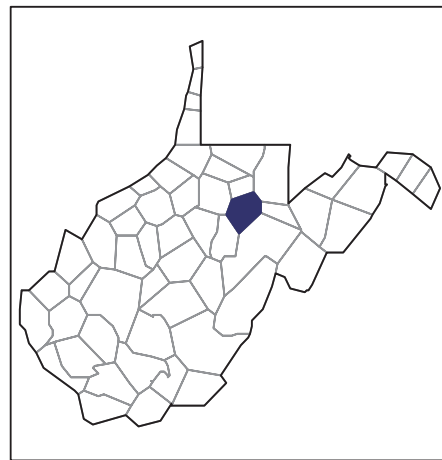
United States Department of Agriculture
National Agricultural Statistics Service

www.agcensus.usda.gov

2007 CENSUS *OF* AGRICULTURE

Barbour County – West Virginia

**Farms with Asian Operators
Compared with All Farms**



Data are not available at this geographic level for farms with Asian operators.



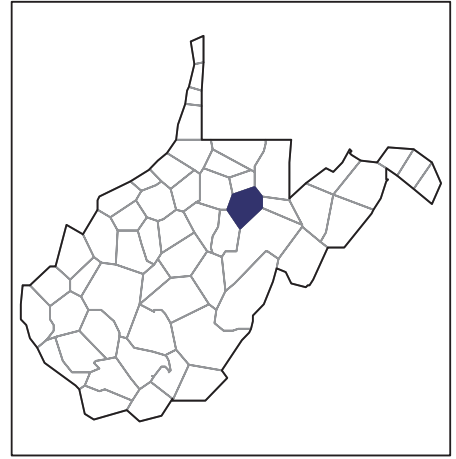
United States Department of Agriculture
National Agricultural Statistics Service

www.agcensus.usda.gov

2007 CENSUS OF AGRICULTURE

Barbour County – West Virginia

Farms with Black or African American Operators Compared with All Farms



Data are not available at this geographic level for farms with Black or African American operators.



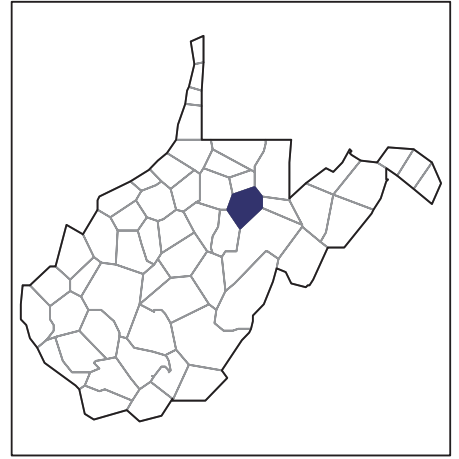
United States Department of Agriculture
National Agricultural Statistics Service

www.agcensus.usda.gov

2007 CENSUS OF AGRICULTURE

Barbour County – West Virginia

Farms with Native Hawaiian or Other Pacific Islander Operators Compared with All Farms



Data are not available at this geographic level for farms with Native Hawaiian or Other Pacific Islander operators.



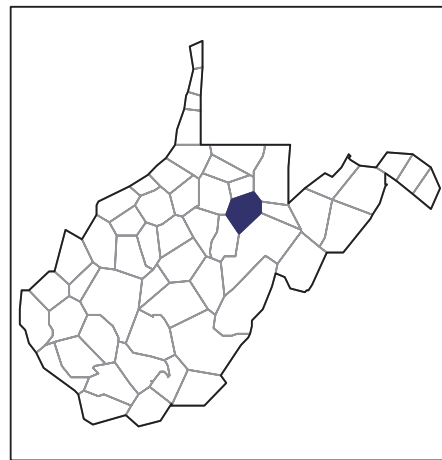
United States Department of Agriculture
National Agricultural Statistics Service

www.agcensus.usda.gov

2007 CENSUS OF AGRICULTURE

Barbour County – West Virginia

**Farms with White Operators
Compared with All Farms**



Data are not available at this geographic level for farms with White operators.



United States Department of Agriculture
National Agricultural Statistics Service

www.agcensus.usda.gov

