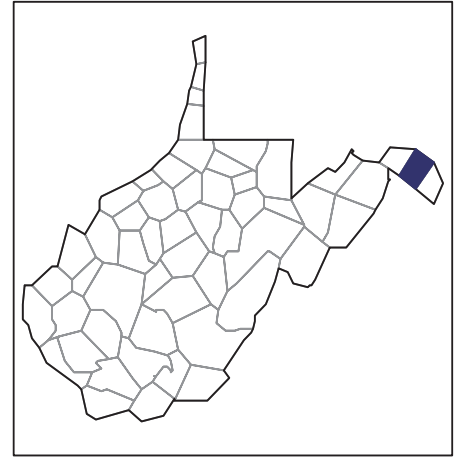


2007 CENSUS OF AGRICULTURE



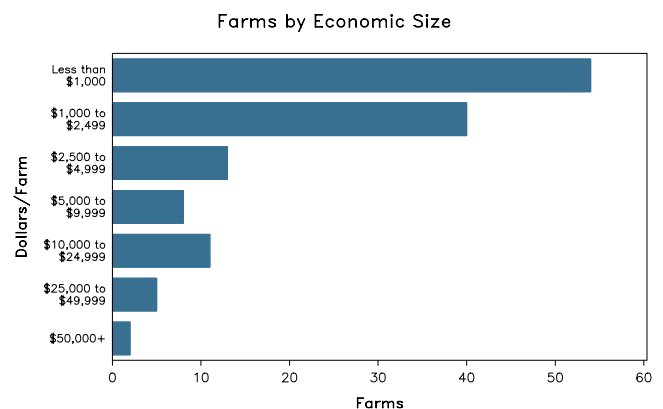
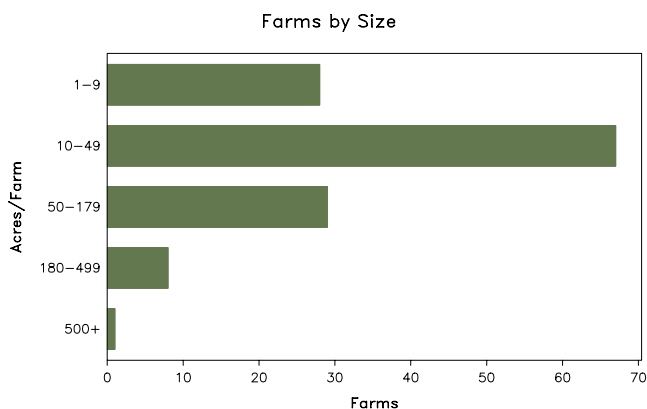
Berkeley County – West Virginia

Farms with Women Principal Operators Compared with All Farms

	Women Principal Operators	All Farms
Number of Farms	133	833
Land in Farms	7,596 acres	75,102 acres
Average Size of Farm	57 acres	90 acres
Market Value of Products Sold	\$1,656,000	\$21,715,000
Crop Sales	\$771,000	\$14,021,000
Livestock Sales	\$885,000	\$7,694,000
Average Per Farm	\$12,450	\$26,069
Government Payments	\$13,000	\$176,000
Average Per Farm Receiving Payments	\$1,254	\$1,265

See footnotes on reverse page.

Farms with Women Principal Operators



2007 CENSUS OF AGRICULTURE

Berkeley County – West Virginia Farms with Women Principal Operators

Selected Highlights

Item	Farms	Quantity
MARKET VALUE OF AGRICULTURAL PRODUCTS SOLD (\$1,000)		
Total value of agricultural products sold	133	1,656
Value of crops including nursery and greenhouse	45	771
Value of livestock, poultry, and their products	80	885
VALUE OF SALES BY COMMODITY GROUP (\$1,000)		
Grains, oilseeds, dry beans, and dry peas	2	(D)
Tobacco	-	-
Cotton and cottonseed	-	-
Vegetables, melons, potatoes and sweet potatoes	2	(D)
Fruits, tree nuts, and berries	4	(D)
Nursery, greenhouse, floriculture, and sod	4	(D)
Cut Christmas trees and short rotation woody crops	-	-
Other crops and hay	38	(D)
Poultry and eggs	19	4
Cattle and calves	20	(D)
Milk and other dairy products from cows	1	(D)
Hogs and pigs	6	11
Sheep, goats, and their products	33	28
Horses, ponies, mules, burros, and donkeys	22	108
Aquaculture	-	-
Other animals and other animal products	6	87
TOP CROP ITEMS (acres)		
Forage - land used for all hay and haylage, grass silage, and greenchop	58	2,090
Apples	5	(D)
Corn for silage or greenchop	1	(D)
Barley for grain	1	(D)
Peaches, all	5	(D)
TOP LIVESTOCK INVENTORY ITEMS (number)		
Cattle and calves	27	788
Goats, all	27	400
Sheep and lambs	22	364
Horses and ponies	54	359
Layers	20	164

Operator Characteristics

Item	Quantity
Primary occupation:	
Farming	38
Other	95
Days worked off farm:	
None	40
Any	93
Years on present farm:	
2 years or less	7
3 to 4 years	10
5 to 9 years	44
10 years or more	72
Age group:	
Under 45 years	30
45 to 64 years	70
65 years and over	33
Average age of principal operator (years)	55.1

Economic Characteristics

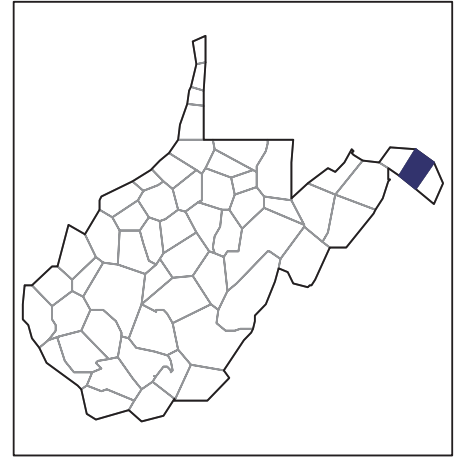
Item	Quantity
Farms by value of sales:	
Less than \$1,000	54
\$1,000 to \$2,499	41
\$2,500 to \$4,999	12
\$5,000 to \$9,999	8
\$10,000 to \$49,999	16
\$50,000 to \$99,999	-
\$100,000 to \$249,999	-
\$250,000 to \$499,999	-
\$500,000 or more	2
Total farm production expenses (\$1,000)	2,514
Average per farm (\$)	18,901
Net cash farm income of operation (\$1,000)	-541
Average per farm (\$)	-4,066
Value of agricultural products sold directly to individuals for human consumption (\$1,000)	20
Total organic product sales (\$1,000)	(D)
Total income from farm-related sources, gross before taxes and expenses (\$1,000)	305

See "Census of Agriculture, Volume 1, Geographic Area Series" for complete footnotes, explanations, definitions, and methodology.
(D) Cannot be disclosed. (Z) Less than half of the unit shown.

2007 CENSUS OF AGRICULTURE

Berkeley County – West Virginia

Farms with Spanish, Hispanic, or Latino Operators Compared with All Farms



Data are not available at this geographic level for farms with Spanish, Hispanic, or Latino operators.



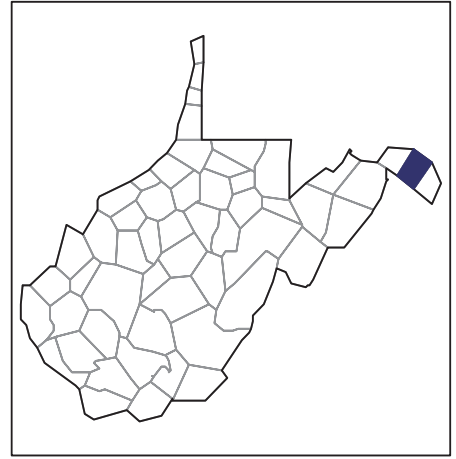
United States Department of Agriculture
National Agricultural Statistics Service

www.agcensus.usda.gov

2007 CENSUS OF AGRICULTURE

Berkeley County – West Virginia

Farms with American Indian or Alaska Native Operators Compared with All Farms



Data are not available at this geographic level for farms with American Indian or Alaska Native operators.



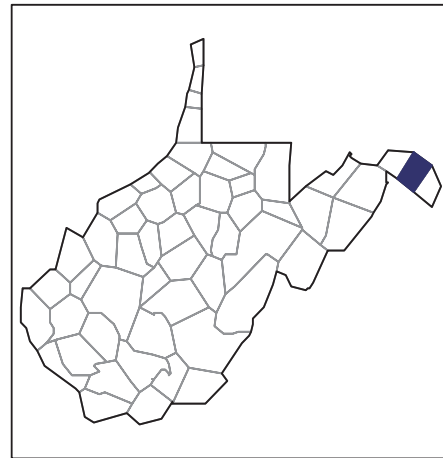
United States Department of Agriculture
National Agricultural Statistics Service

www.agcensus.usda.gov

2007 CENSUS *OF* AGRICULTURE

Berkeley County – West Virginia

**Farms with Asian Operators
Compared with All Farms**



Data are not available at this geographic level for farms with Asian operators.



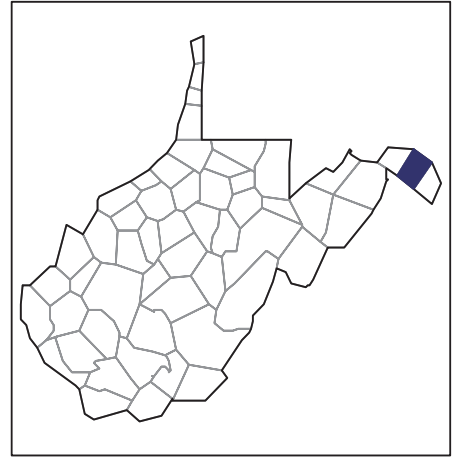
United States Department of Agriculture
National Agricultural Statistics Service

www.agcensus.usda.gov

2007 CENSUS OF AGRICULTURE

Berkeley County – West Virginia

Farms with Black or African American Operators Compared with All Farms



Data are not available at this geographic level for farms with Black or African American operators.



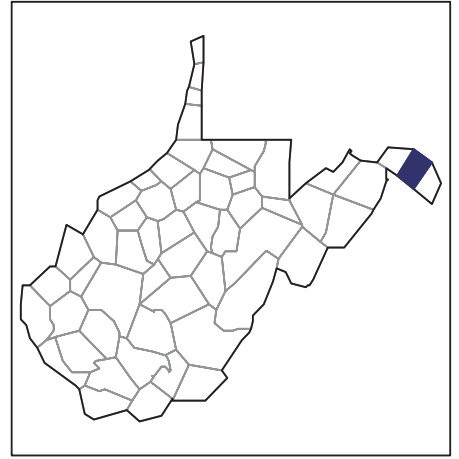
United States Department of Agriculture
National Agricultural Statistics Service

www.agcensus.usda.gov

2007 CENSUS *OF* AGRICULTURE

Berkeley County – West Virginia

Farms with Native Hawaiian or Other Pacific Islander Operators Compared with All Farms



Data are not available at this geographic level for farms with Native Hawaiian or Other Pacific Islander operators.



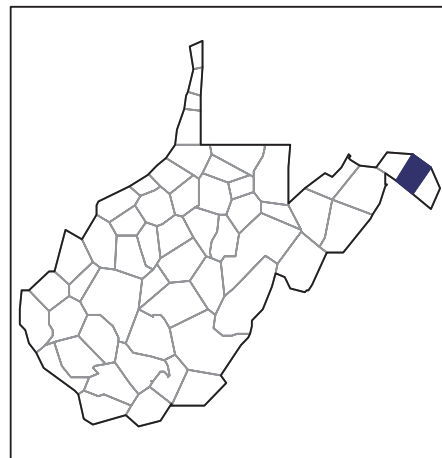
United States Department of Agriculture
National Agricultural Statistics Service

www.agcensus.usda.gov

2007 CENSUS *OF* AGRICULTURE

Berkeley County – West Virginia

**Farms with White Operators
Compared with All Farms**



Data are not available at this geographic level for farms with White operators.



United States Department of Agriculture
National Agricultural Statistics Service

www.agcensus.usda.gov

