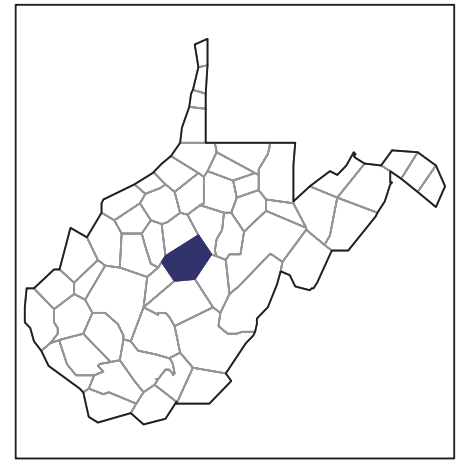


2007 CENSUS OF AGRICULTURE



Braxton County – West Virginia

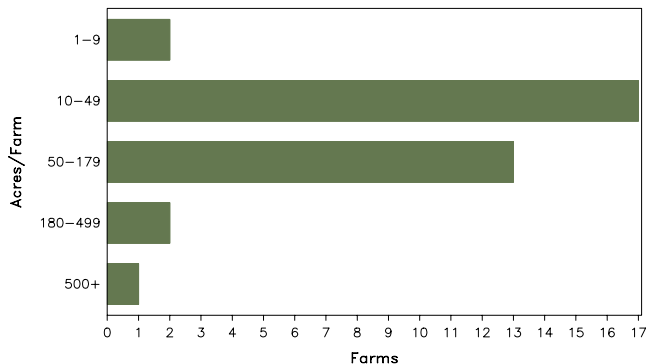
Farms with Women Principal Operators Compared with All Farms

	Women Principal Operators	All Farms
Number of Farms	35	381
Land in Farms	2,960 acres	79,437 acres
Average Size of Farm	85 acres	208 acres
Market Value of Products Sold	\$96,000	\$3,063,000
Crop Sales	\$5,000	\$310,000
Livestock Sales	\$92,000	\$2,753,000
Average Per Farm	\$2,757	\$8,040
Government Payments	-	\$14,000
Average Per Farm Receiving Payments	-	\$780

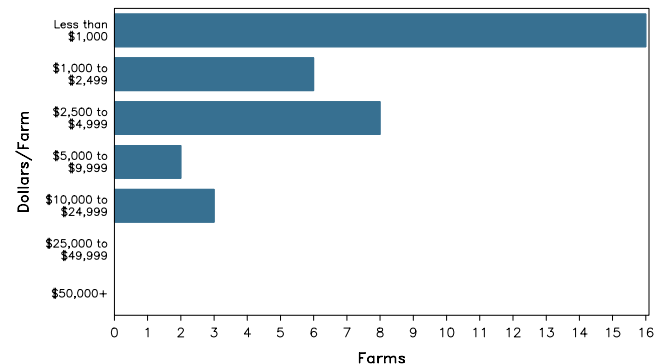
See footnotes on reverse page.

Farms with Women Principal Operators

Farms by Size



Farms by Economic Size



2007 CENSUS OF AGRICULTURE

Braxton County – West Virginia Farms with Women Principal Operators

Selected Highlights

Item	Farms	Quantity
MARKET VALUE OF AGRICULTURAL PRODUCTS SOLD (\$1,000)		
Total value of agricultural products sold	35	96
Value of crops including nursery and greenhouse	5	5
Value of livestock, poultry, and their products	21	92
VALUE OF SALES BY COMMODITY GROUP (\$1,000)		
Grains, oilseeds, dry beans, and dry peas	-	-
Tobacco	-	-
Cotton and cottonseed	-	-
Vegetables, melons, potatoes and sweet potatoes	-	-
Fruits, tree nuts, and berries	-	-
Nursery, greenhouse, floriculture, and sod	1	(D)
Cut Christmas trees and short rotation woody crops	-	-
Other crops and hay	4	(D)
Poultry and eggs	2	(D)
Cattle and calves	8	(D)
Milk and other dairy products from cows	-	-
Hogs and pigs	-	-
Sheep, goats, and their products	5	(D)
Horses, ponies, mules, burros, and donkeys	8	35
Aquaculture	-	-
Other animals and other animal products	1	(D)
TOP CROP ITEMS (acres)		
Forage - land used for all hay and haylage, grass silage, and greenchop	15	384
Floriculture crops, total	1	(D)
TOP LIVESTOCK INVENTORY ITEMS (number)		
Horses and ponies	21	195
Cattle and calves	14	134
Goats, all	8	107
Layers	6	62
Sheep and lambs	4	36

Operator Characteristics

Item	Quantity
Primary occupation:	
Farming	16
Other	19
Days worked off farm:	
None	13
Any	22
Years on present farm:	
2 years or less	-
3 to 4 years	4
5 to 9 years	7
10 years or more	24
Age group:	
Under 45 years	13
45 to 64 years	12
65 years and over	10
Average age of principal operator (years)	53.4

Economic Characteristics

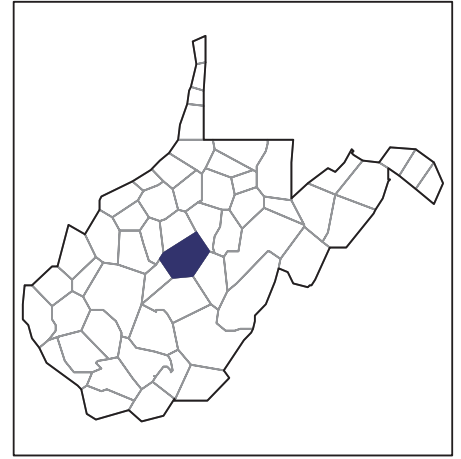
Item	Quantity
Farms by value of sales:	
Less than \$1,000	16
\$1,000 to \$2,499	6
\$2,500 to \$4,999	8
\$5,000 to \$9,999	2
\$10,000 to \$49,999	3
\$50,000 to \$99,999	-
\$100,000 to \$249,999	-
\$250,000 to \$499,999	-
\$500,000 or more	-
Total farm production expenses (\$1,000)	180
Average per farm (\$)	5,143
Net cash farm income of operation (\$1,000)	-83
Average per farm (\$)	-2,376
Value of agricultural products sold directly to individuals for human consumption (\$1,000)	(D)
Total organic product sales (\$1,000)	(D)
Total income from farm-related sources, gross before taxes and expenses (\$1,000)	(D)

See "Census of Agriculture, Volume 1, Geographic Area Series" for complete footnotes, explanations, definitions, and methodology.
(D) Cannot be disclosed. (Z) Less than half of the unit shown.

2007 CENSUS OF AGRICULTURE

Braxton County – West Virginia

Farms with Spanish, Hispanic, or Latino Operators Compared with All Farms



Data are not available at this geographic level for farms with Spanish, Hispanic, or Latino operators.



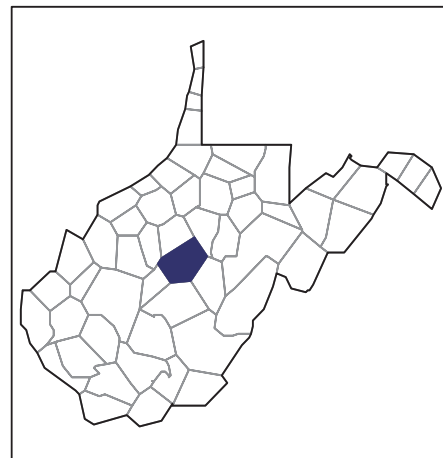
United States Department of Agriculture
National Agricultural Statistics Service

www.agcensus.usda.gov

2007 CENSUS OF AGRICULTURE

Braxton County – West Virginia

Farms with American Indian or Alaska Native Operators Compared with All Farms



Data are not available at this geographic level for farms with American Indian or Alaska Native operators.



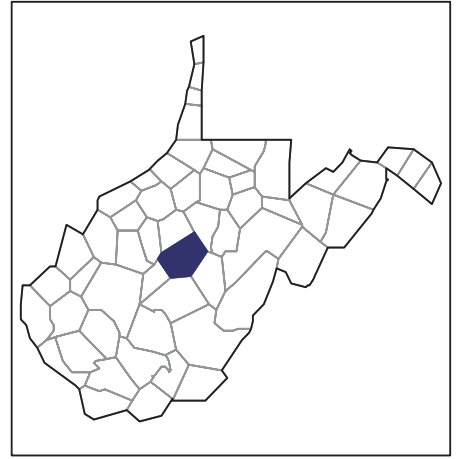
United States Department of Agriculture
National Agricultural Statistics Service

www.agcensus.usda.gov

2007 CENSUS OF AGRICULTURE

Braxton County – West Virginia

**Farms with Asian Operators
Compared with All Farms**



Data are not available at this geographic level for farms with Asian operators.



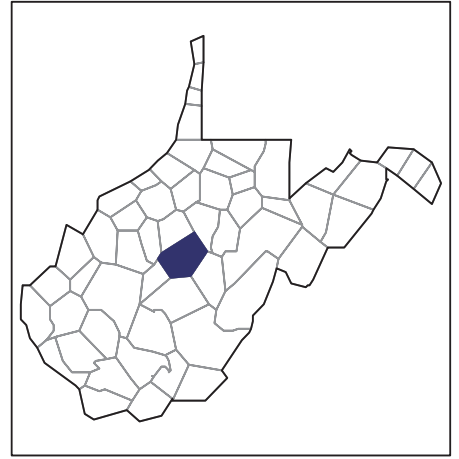
United States Department of Agriculture
National Agricultural Statistics Service

www.agcensus.usda.gov

2007 CENSUS OF AGRICULTURE

Braxton County – West Virginia

Farms with Black or African American Operators Compared with All Farms



Data are not available at this geographic level for farms with Black or African American operators.



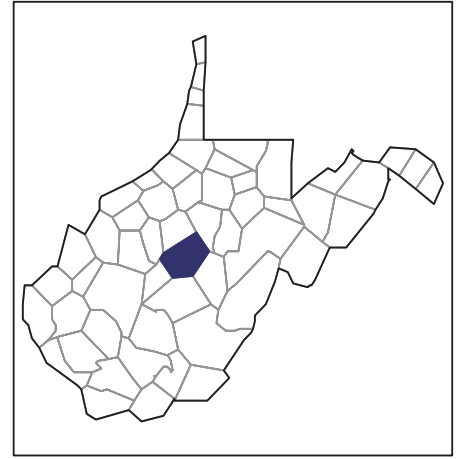
United States Department of Agriculture
National Agricultural Statistics Service

www.agcensus.usda.gov

2007 CENSUS *OF* AGRICULTURE

Braxton County – West Virginia

Farms with Native Hawaiian or Other Pacific Islander Operators Compared with All Farms



Data are not available at this geographic level for farms with Native Hawaiian or Other Pacific Islander operators.



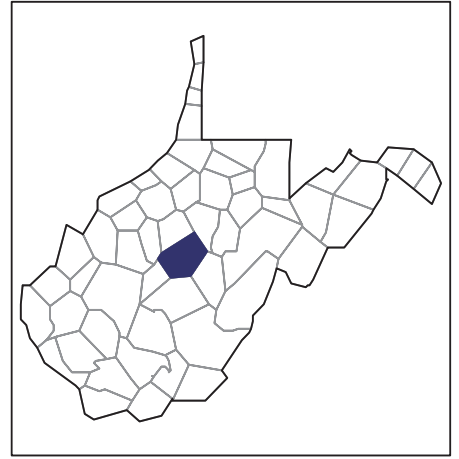
United States Department of Agriculture
National Agricultural Statistics Service

www.agcensus.usda.gov

2007 CENSUS OF AGRICULTURE

Braxton County – West Virginia

**Farms with White Operators
Compared with All Farms**



Data are not available at this geographic level for farms with White operators.



United States Department of Agriculture
National Agricultural Statistics Service

www.agcensus.usda.gov

