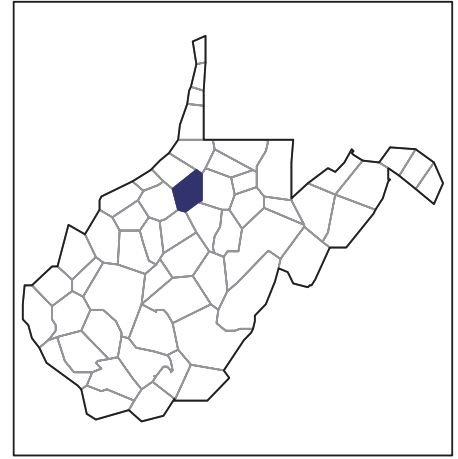


# 2007 CENSUS OF AGRICULTURE



## Doddridge County – West Virginia

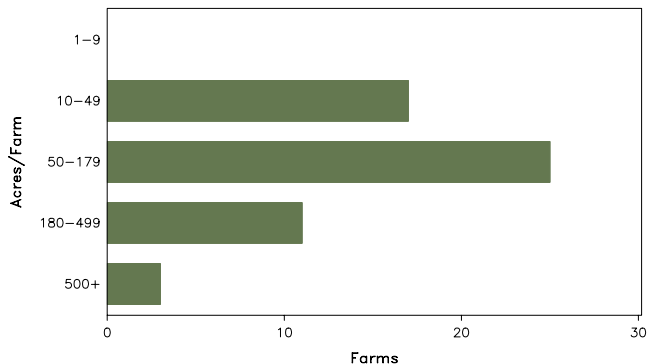
### Farms with Women Principal Operators Compared with All Farms

	Women Principal Operators	All Farms
<b>Number of Farms</b>	56	490
<b>Land in Farms</b>	10,678 acres	81,329 acres
<b>Average Size of Farm</b>	191 acres	166 acres
<b>Market Value of Products Sold</b>	\$202,000	\$1,739,000
Crop Sales	(D)	\$516,000
Livestock Sales	(D)	\$1,223,000
Average Per Farm	\$3,604	\$3,550
<b>Government Payments</b>	-	\$2,000
Average Per Farm Receiving Payments	-	\$346

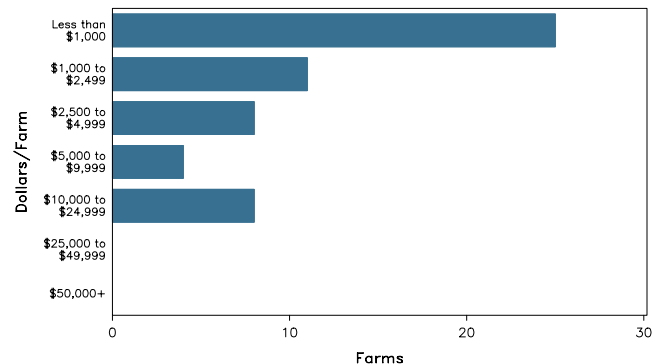
See footnotes on reverse page.

### Farms with Women Principal Operators

Farms by Size



Farms by Economic Size



# 2007 CENSUS OF AGRICULTURE

## Doddridge County – West Virginia Farms with Women Principal Operators

### Selected Highlights

Item	Farms	Quantity
<b>MARKET VALUE OF AGRICULTURAL PRODUCTS SOLD (\$1,000)</b>		
Total value of agricultural products sold	56	202
Value of crops including nursery and greenhouse	21	(D)
Value of livestock, poultry, and their products	34	(D)
<b>VALUE OF SALES BY COMMODITY GROUP (\$1,000)</b>		
Grains, oilseeds, dry beans, and dry peas	-	-
Tobacco	-	-
Cotton and cottonseed	-	-
Vegetables, melons, potatoes and sweet potatoes	-	-
Fruits, tree nuts, and berries	3	3
Nursery, greenhouse, floriculture, and sod	1	(D)
Cut Christmas trees and short rotation woody crops	-	-
Other crops and hay	18	(D)
Poultry and eggs	6	(D)
Cattle and calves	17	(D)
Milk and other dairy products from cows	-	-
Hogs and pigs	-	-
Sheep, goats, and their products	9	4
Horses, ponies, mules, burros, and donkeys	8	34
Aquaculture	-	-
Other animals and other animal products	5	1
<b>TOP CROP ITEMS (acres)</b>		
Forage - land used for all hay and haylage, grass silage, and greenchop	37	1,427
Apples	3	(D)
Land in berries	3	7
Grapes	2	(D)
Floriculture crops, total	1	(D)
<b>TOP LIVESTOCK INVENTORY ITEMS (number)</b>		
Cattle and calves	23	354
Sheep and lambs	12	157
Horses and ponies	24	127
Layers	6	107
Colonies of bees	5	55

### Operator Characteristics

Item	Quantity
Primary occupation:	
Farming	19
Other	37
Days worked off farm:	
None	18
Any	38
Years on present farm:	
2 years or less	-
3 to 4 years	4
5 to 9 years	10
10 years or more	42
Age group:	
Under 45 years	-
45 to 64 years	34
65 years and over	22
Average age of principal operator (years)	61.0

### Economic Characteristics

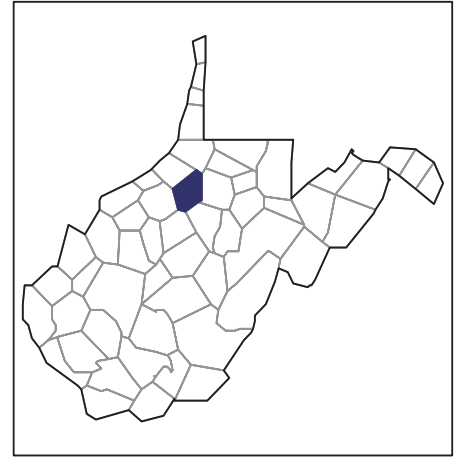
Item	Quantity
Farms by value of sales:	
Less than \$1,000	25
\$1,000 to \$2,499	11
\$2,500 to \$4,999	8
\$5,000 to \$9,999	4
\$10,000 to \$49,999	8
\$50,000 to \$99,999	-
\$100,000 to \$249,999	-
\$250,000 to \$499,999	-
\$500,000 or more	-
Total farm production expenses (\$1,000)	416
Average per farm (\$)	7,420
Net cash farm income of operation (\$1,000)	-205
Average per farm (\$)	-3,662
Value of agricultural products sold directly to individuals for human consumption (\$1,000)	-
Total organic product sales (\$1,000)	-
Total income from farm-related sources, gross before taxes and expenses (\$1,000)	9

See "Census of Agriculture, Volume 1, Geographic Area Series" for complete footnotes, explanations, definitions, and methodology.  
(D) Cannot be disclosed. (Z) Less than half of the unit shown.

# 2007 CENSUS OF AGRICULTURE

## Doddridge County – West Virginia

### Farms with Spanish, Hispanic, or Latino Operators Compared with All Farms



Data are not available at this geographic level for farms with Spanish, Hispanic, or Latino operators.



United States Department of Agriculture  
National Agricultural Statistics Service

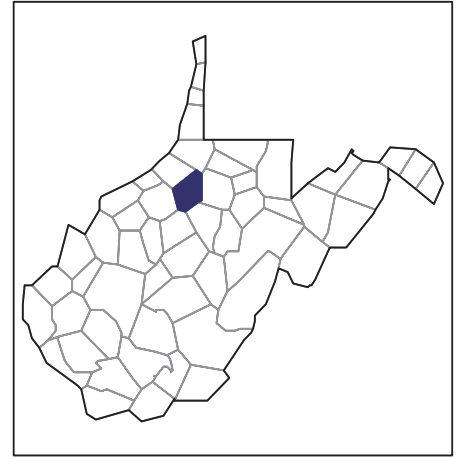
[www.agcensus.usda.gov](http://www.agcensus.usda.gov)



# 2007 CENSUS OF AGRICULTURE

## Doddridge County – West Virginia

### Farms with American Indian or Alaska Native Operators Compared with All Farms



Data are not available at this geographic level for farms with American Indian or Alaska Native operators.



United States Department of Agriculture  
National Agricultural Statistics Service

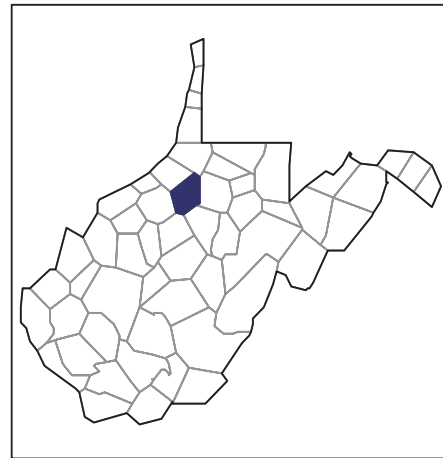
[www.agcensus.usda.gov](http://www.agcensus.usda.gov)



# 2007 CENSUS OF AGRICULTURE

**Doddridge County – West Virginia**

**Farms with Asian Operators  
Compared with All Farms**



**Data are not available at this geographic level for farms with Asian operators.**



United States Department of Agriculture  
National Agricultural Statistics Service

[www.agcensus.usda.gov](http://www.agcensus.usda.gov)

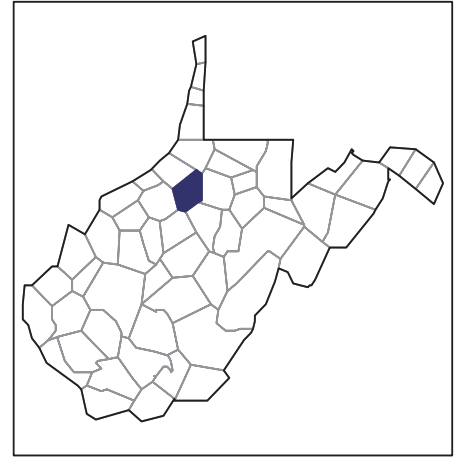




# 2007 CENSUS *OF* AGRICULTURE

**Doddridge County – West Virginia**

**Farms with Black or African American  
Operators Compared with All Farms**



**Data are not available at this geographic level for farms with Black or African American operators.**



United States Department of Agriculture  
National Agricultural Statistics Service

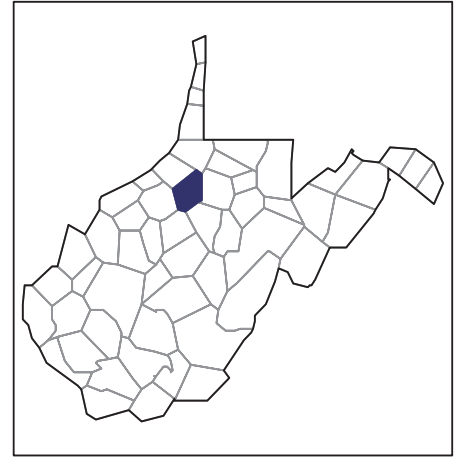
[www.agcensus.usda.gov](http://www.agcensus.usda.gov)



# 2007 CENSUS OF AGRICULTURE

## Doddridge County – West Virginia

### Farms with Native Hawaiian or Other Pacific Islander Operators Compared with All Farms



Data are not available at this geographic level for farms with Native Hawaiian or Other Pacific Islander operators.



United States Department of Agriculture  
National Agricultural Statistics Service

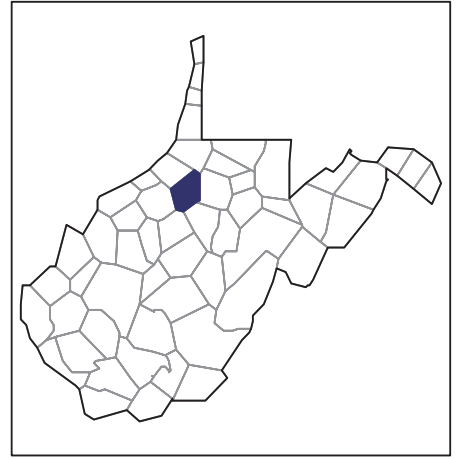
[www.agcensus.usda.gov](http://www.agcensus.usda.gov)



# 2007 CENSUS OF AGRICULTURE

**Doddridge County – West Virginia**

**Farms with White Operators  
Compared with All Farms**



**Data are not available at this geographic level for farms with White operators.**



United States Department of Agriculture  
National Agricultural Statistics Service

[www.agcensus.usda.gov](http://www.agcensus.usda.gov)

