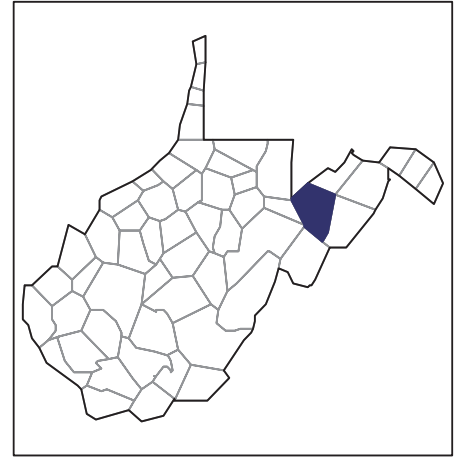


2007 CENSUS OF AGRICULTURE



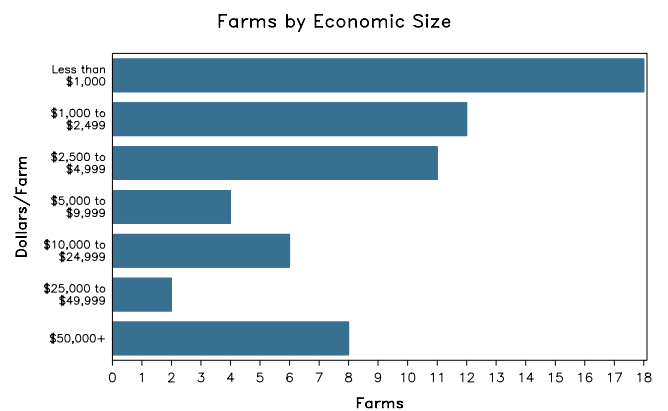
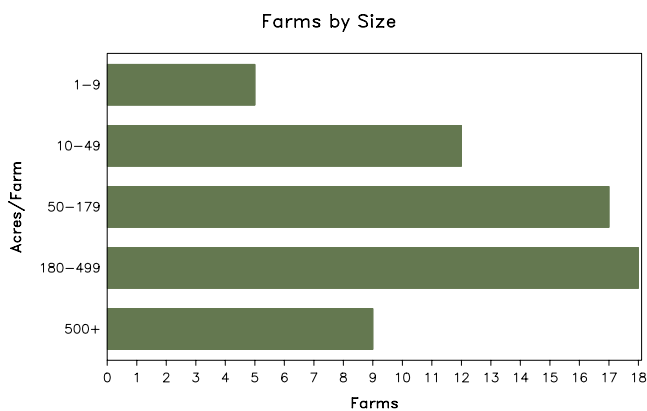
Grant County – West Virginia

Farms with Women Principal Operators Compared with All Farms

	Women Principal Operators	All Farms
Number of Farms	61	471
Land in Farms	16,286 acres	108,839 acres
Average Size of Farm	267 acres	231 acres
Market Value of Products Sold	\$3,706,000	\$42,123,000
Crop Sales	\$34,000	\$620,000
Livestock Sales	\$3,672,000	\$41,503,000
Average Per Farm	\$60,762	\$89,434
Government Payments	\$12,000	\$212,000
Average Per Farm Receiving Payments	\$2,061	\$2,656

See footnotes on reverse page.

Farms with Women Principal Operators



2007 CENSUS OF AGRICULTURE

Grant County – West Virginia Farms with Women Principal Operators

Selected Highlights

Item	Farms	Quantity
MARKET VALUE OF AGRICULTURAL PRODUCTS SOLD (\$1,000)		
Total value of agricultural products sold	61	3,706
Value of crops including nursery and greenhouse	14	34
Value of livestock, poultry, and their products	33	3,672
VALUE OF SALES BY COMMODITY GROUP (\$1,000)		
Grains, oilseeds, dry beans, and dry peas	1	(D)
Tobacco	-	-
Cotton and cottonseed	-	-
Vegetables, melons, potatoes and sweet potatoes	-	-
Fruits, tree nuts, and berries	-	-
Nursery, greenhouse, floriculture, and sod	1	(D)
Cut Christmas trees and short rotation woody crops	-	-
Other crops and hay	13	(D)
Poultry and eggs	15	3,276
Cattle and calves	22	356
Milk and other dairy products from cows	-	-
Hogs and pigs	2	(D)
Sheep, goats, and their products	8	21
Horses, ponies, mules, burros, and donkeys	6	(D)
Aquaculture	-	-
Other animals and other animal products	-	-
TOP CROP ITEMS (acres)		
Forage - land used for all hay and haylage, grass silage, and greenchop	33	1,779
Corn for silage or greenchop	2	(D)
Corn for grain	1	(D)
TOP LIVESTOCK INVENTORY ITEMS (number)		
Broilers and other meat-type chickens	6	222,860
Layers	13	(D)
Cattle and calves	34	1,660
Goats, all	8	245
Sheep and lambs	7	117

Operator Characteristics

Item	Quantity
Primary occupation:	
Farming	25
Other	36
Days worked off farm:	
None	31
Any	30
Years on present farm:	
2 years or less	-
3 to 4 years	4
5 to 9 years	15
10 years or more	42
Age group:	
Under 45 years	5
45 to 64 years	32
65 years and over	24
Average age of principal operator (years)	60.6

Economic Characteristics

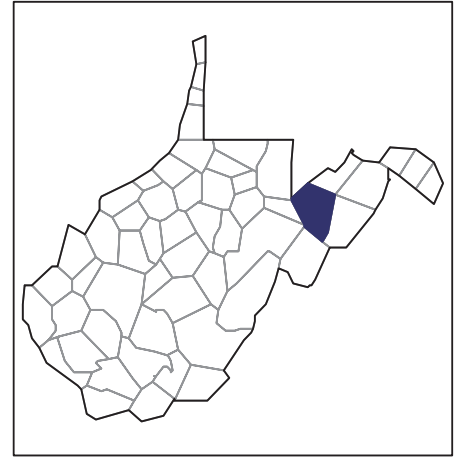
Item	Quantity
Farms by value of sales:	
Less than \$1,000	18
\$1,000 to \$2,499	13
\$2,500 to \$4,999	10
\$5,000 to \$9,999	4
\$10,000 to \$49,999	8
\$50,000 to \$99,999	1
\$100,000 to \$249,999	2
\$250,000 to \$499,999	1
\$500,000 or more	4
Total farm production expenses (\$1,000)	3,179
Average per farm (\$)	52,113
Net cash farm income of operation (\$1,000)	592
Average per farm (\$)	9,702
Value of agricultural products sold directly to individuals for human consumption (\$1,000)	-
Total organic product sales (\$1,000)	-
Total income from farm-related sources, gross before taxes and expenses (\$1,000)	52

See "Census of Agriculture, Volume 1, Geographic Area Series" for complete footnotes, explanations, definitions, and methodology.
(D) Cannot be disclosed. (Z) Less than half of the unit shown.

2007 CENSUS OF AGRICULTURE

Grant County – West Virginia

Farms with Spanish, Hispanic, or Latino Operators Compared with All Farms



Data are not available at this geographic level for farms with Spanish, Hispanic, or Latino operators.



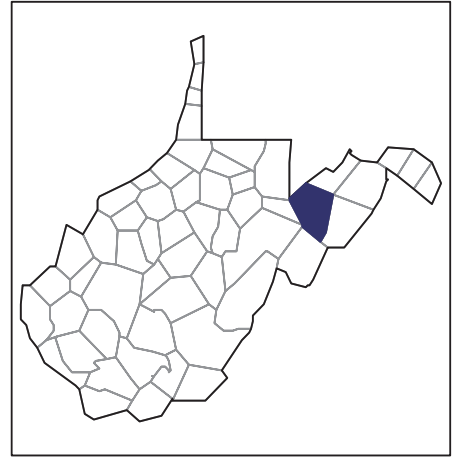
United States Department of Agriculture
National Agricultural Statistics Service

www.agcensus.usda.gov

2007 CENSUS OF AGRICULTURE

Grant County – West Virginia

Farms with American Indian or Alaska Native Operators Compared with All Farms



Data are not available at this geographic level for farms with American Indian or Alaska Native operators.



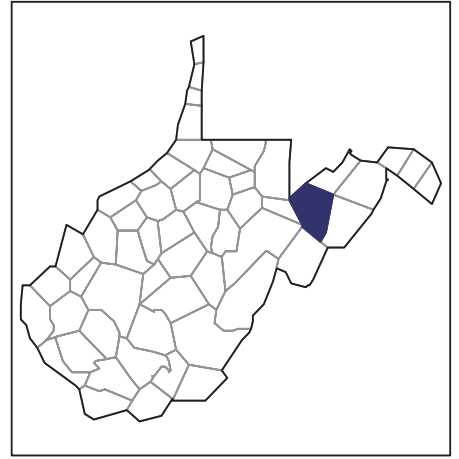
United States Department of Agriculture
National Agricultural Statistics Service

www.agcensus.usda.gov

2007 CENSUS OF AGRICULTURE

Grant County – West Virginia

**Farms with Asian Operators
Compared with All Farms**



Data are not available at this geographic level for farms with Asian operators.



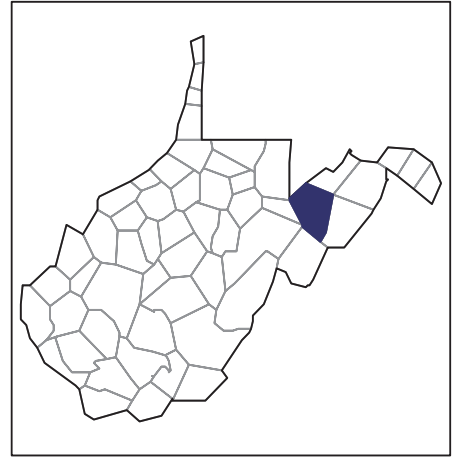
United States Department of Agriculture
National Agricultural Statistics Service

www.agcensus.usda.gov

2007 CENSUS *OF* AGRICULTURE

Grant County – West Virginia

Farms with Black or African American Operators Compared with All Farms



Data are not available at this geographic level for farms with Black or African American operators.



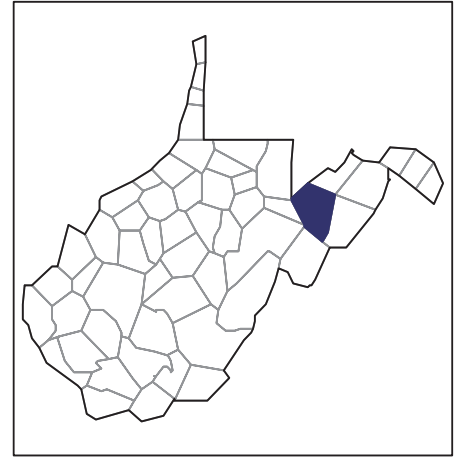
United States Department of Agriculture
National Agricultural Statistics Service

www.agcensus.usda.gov

2007 CENSUS OF AGRICULTURE

Grant County – West Virginia

Farms with Native Hawaiian or Other Pacific Islander Operators Compared with All Farms



Data are not available at this geographic level for farms with Native Hawaiian or Other Pacific Islander operators.



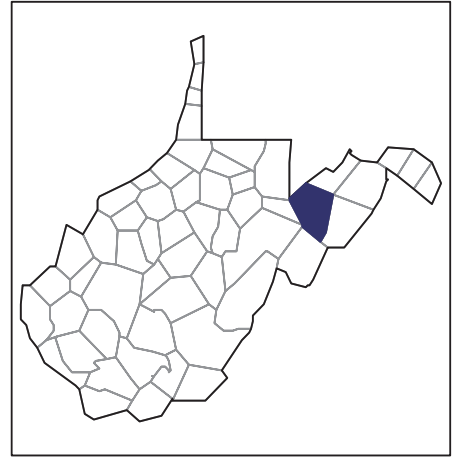
United States Department of Agriculture
National Agricultural Statistics Service

www.agcensus.usda.gov

2007 CENSUS OF AGRICULTURE

Grant County – West Virginia

**Farms with White Operators
Compared with All Farms**



Data are not available at this geographic level for farms with White operators.



United States Department of Agriculture
National Agricultural Statistics Service

www.agcensus.usda.gov

