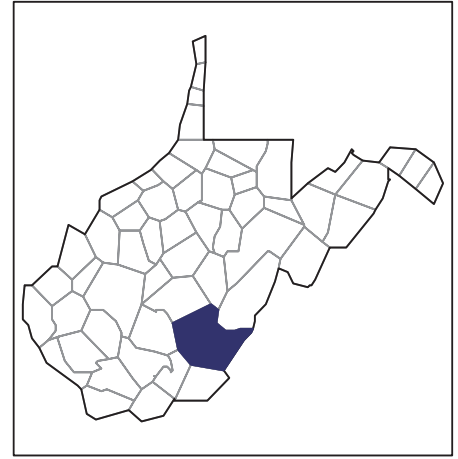


2007 CENSUS OF AGRICULTURE



Greenbrier County – West Virginia

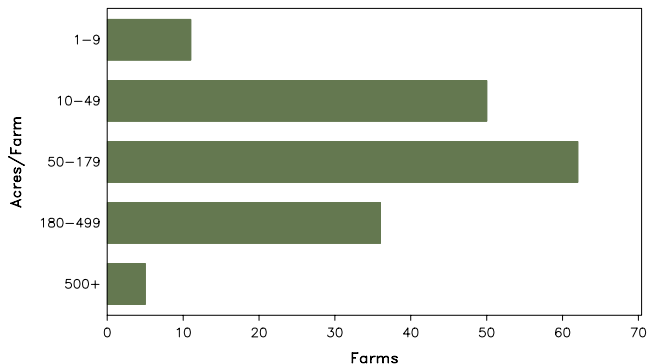
Farms with Women Principal Operators Compared with All Farms

	Women Principal Operators	All Farms
Number of Farms	164	881
Land in Farms	21,961 acres	176,995 acres
Average Size of Farm	134 acres	201 acres
Market Value of Products Sold	\$1,234,000	\$42,976,000
Crop Sales	\$263,000	\$1,715,000
Livestock Sales	\$971,000	\$41,261,000
Average Per Farm	\$7,526	\$48,781
Government Payments	\$5,000	\$130,000
Average Per Farm Receiving Payments	\$758	\$1,038

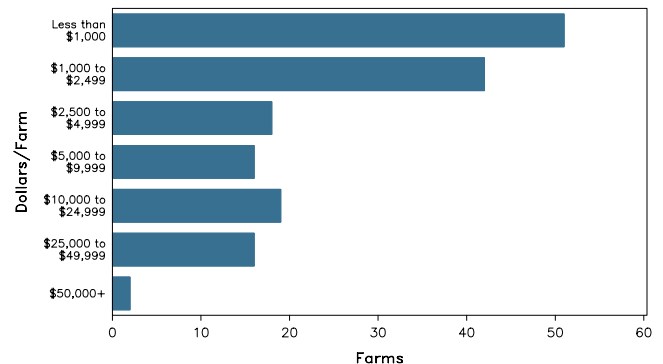
See footnotes on reverse page.

Farms with Women Principal Operators

Farms by Size



Farms by Economic Size



2007 CENSUS OF AGRICULTURE

Greenbrier County – West Virginia Farms with Women Principal Operators

Selected Highlights

Item	Farms	Quantity
MARKET VALUE OF AGRICULTURAL PRODUCTS SOLD (\$1,000)		
Total value of agricultural products sold	164	1,234
Value of crops including nursery and greenhouse	58	263
Value of livestock, poultry, and their products	101	971
VALUE OF SALES BY COMMODITY GROUP (\$1,000)		
Grains, oilseeds, dry beans, and dry peas	-	-
Tobacco	-	-
Cotton and cottonseed	-	-
Vegetables, melons, potatoes and sweet potatoes	7	32
Fruits, tree nuts, and berries	-	-
Nursery, greenhouse, floriculture, and sod	5	(D)
Cut Christmas trees and short rotation woody crops	-	-
Other crops and hay	49	(D)
Poultry and eggs	12	(D)
Cattle and calves	59	(D)
Milk and other dairy products from cows	-	-
Hogs and pigs	1	(D)
Sheep, goats, and their products	31	43
Horses, ponies, mules, burros, and donkeys	10	39
Aquaculture	-	-
Other animals and other animal products	3	(D)
TOP CROP ITEMS (acres)		
Forage - land used for all hay and haylage, grass silage, and greenchop	100	3,151
Vegetables harvested for sale	7	19
Sweet corn	5	2
Squash, all	3	2
Tomatoes in the open	5	2
TOP LIVESTOCK INVENTORY ITEMS (number)		
Cattle and calves	75	1,976
Sheep and lambs	8	428
Horses and ponies	65	309
Goats, all	27	302
Layers	16	253

Operator Characteristics

Item	Quantity
Primary occupation:	
Farming	69
Other	95
Days worked off farm:	
None	69
Any	95
Years on present farm:	
2 years or less	3
3 to 4 years	20
5 to 9 years	31
10 years or more	110
Age group:	
Under 45 years	19
45 to 64 years	93
65 years and over	52
Average age of principal operator (years)	58.7

Economic Characteristics

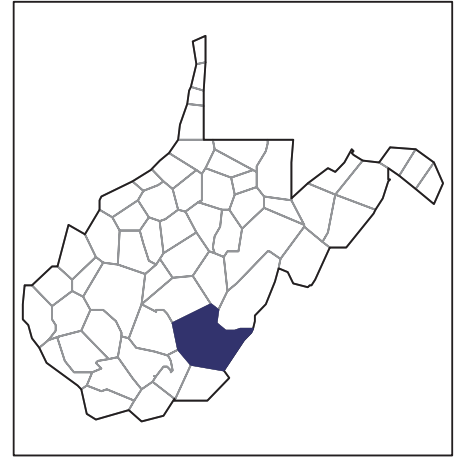
Item	Quantity
Farms by value of sales:	
Less than \$1,000	51
\$1,000 to \$2,499	43
\$2,500 to \$4,999	17
\$5,000 to \$9,999	16
\$10,000 to \$49,999	35
\$50,000 to \$99,999	2
\$100,000 to \$249,999	-
\$250,000 to \$499,999	-
\$500,000 or more	-
Total farm production expenses (\$1,000)	1,847
Average per farm (\$)	11,261
Net cash farm income of operation (\$1,000)	-562
Average per farm (\$)	-3,424
Value of agricultural products sold directly to individuals for human consumption (\$1,000)	37
Total organic product sales (\$1,000)	(D)
Total income from farm-related sources, gross before taxes and expenses (\$1,000)	46

See "Census of Agriculture, Volume 1, Geographic Area Series" for complete footnotes, explanations, definitions, and methodology.
(D) Cannot be disclosed. (Z) Less than half of the unit shown.

2007 CENSUS OF AGRICULTURE

Greenbrier County – West Virginia

Farms with Spanish, Hispanic, or Latino Operators Compared with All Farms



Data are not available at this geographic level for farms with Spanish, Hispanic, or Latino operators.



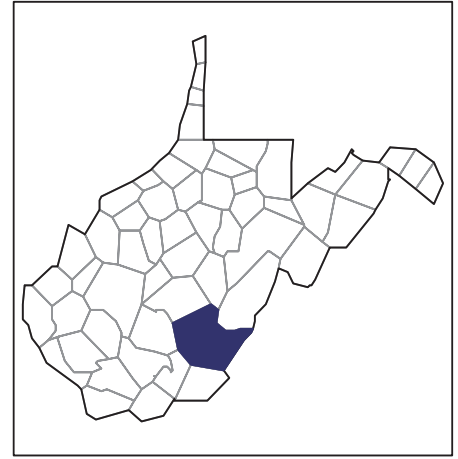
United States Department of Agriculture
National Agricultural Statistics Service

www.agcensus.usda.gov

2007 CENSUS OF AGRICULTURE

Greenbrier County – West Virginia

Farms with American Indian or Alaska Native Operators Compared with All Farms



Data are not available at this geographic level for farms with American Indian or Alaska Native operators.



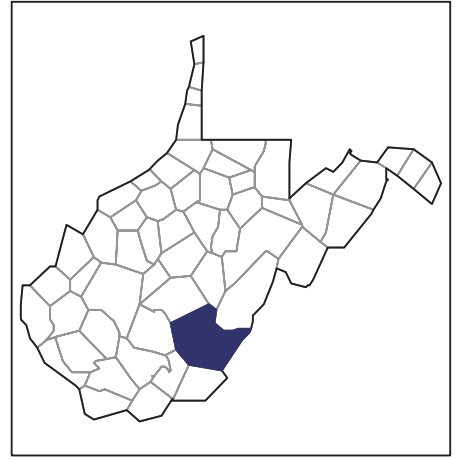
United States Department of Agriculture
National Agricultural Statistics Service

www.agcensus.usda.gov

2007 CENSUS *OF* AGRICULTURE

Greenbrier County – West Virginia

**Farms with Asian Operators
Compared with All Farms**



Data are not available at this geographic level for farms with Asian operators.



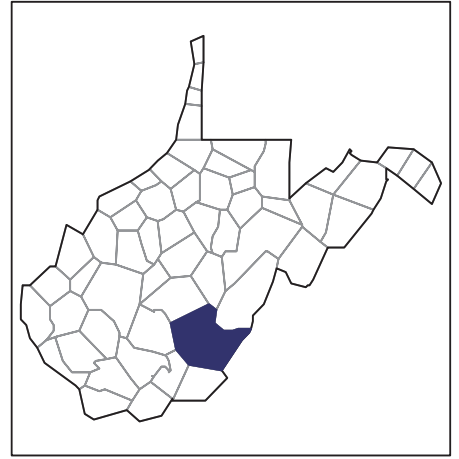
United States Department of Agriculture
National Agricultural Statistics Service

www.agcensus.usda.gov

2007 CENSUS OF AGRICULTURE

Greenbrier County – West Virginia

Farms with Black or African American Operators Compared with All Farms



Data are not available at this geographic level for farms with Black or African American operators.



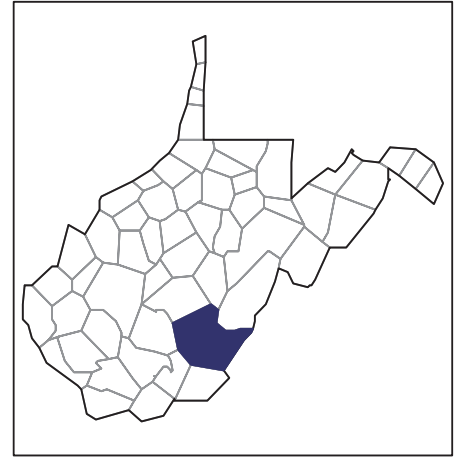
United States Department of Agriculture
National Agricultural Statistics Service

www.agcensus.usda.gov

2007 CENSUS OF AGRICULTURE

Greenbrier County – West Virginia

Farms with Native Hawaiian or Other Pacific Islander Operators Compared with All Farms



Data are not available at this geographic level for farms with Native Hawaiian or Other Pacific Islander operators.



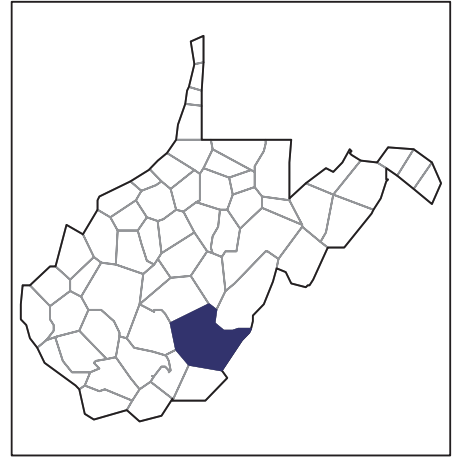
United States Department of Agriculture
National Agricultural Statistics Service

www.agcensus.usda.gov

2007 CENSUS OF AGRICULTURE

Greenbrier County – West Virginia

**Farms with White Operators
Compared with All Farms**



Data are not available at this geographic level for farms with White operators.



United States Department of Agriculture
National Agricultural Statistics Service

www.agcensus.usda.gov

