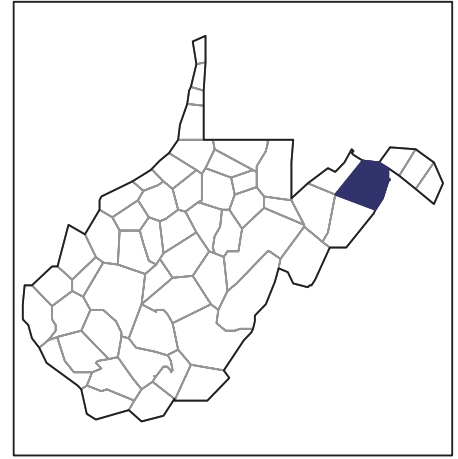


2007 CENSUS OF AGRICULTURE



Hampshire County – West Virginia

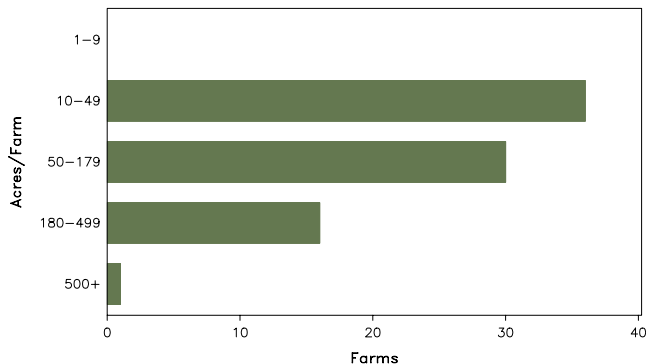
Farms with Women Principal Operators Compared with All Farms

	Women Principal Operators	All Farms
Number of Farms	83	677
Land in Farms	9,908 acres	129,190 acres
Average Size of Farm	119 acres	191 acres
Market Value of Products Sold	\$1,663,000	\$32,549,000
Crop Sales	\$214,000	\$3,388,000
Livestock Sales	\$1,449,000	\$29,160,000
Average Per Farm	\$20,039	\$48,078
Government Payments	\$22,000	\$365,000
Average Per Farm Receiving Payments	\$1,713	\$2,607

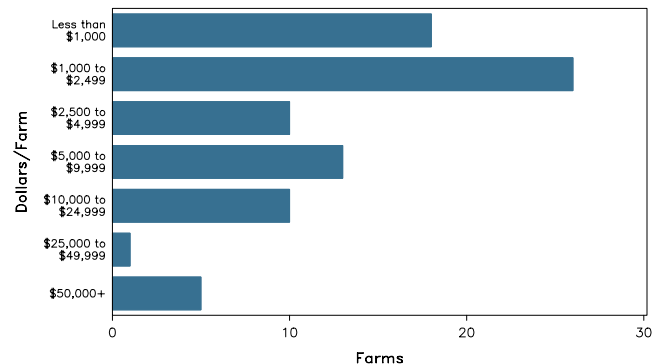
See footnotes on reverse page.

Farms with Women Principal Operators

Farms by Size



Farms by Economic Size



2007 CENSUS OF AGRICULTURE

Hampshire County – West Virginia Farms with Women Principal Operators

Selected Highlights

Item	Farms	Quantity
MARKET VALUE OF AGRICULTURAL PRODUCTS SOLD (\$1,000)		
Total value of agricultural products sold	83	1,663
Value of crops including nursery and greenhouse	37	214
Value of livestock, poultry, and their products	56	1,449
VALUE OF SALES BY COMMODITY GROUP (\$1,000)		
Grains, oilseeds, dry beans, and dry peas	4	12
Tobacco	-	-
Cotton and cottonseed	-	-
Vegetables, melons, potatoes and sweet potatoes	1	(D)
Fruits, tree nuts, and berries	2	(D)
Nursery, greenhouse, floriculture, and sod	-	-
Cut Christmas trees and short rotation woody crops	-	-
Other crops and hay	33	(D)
Poultry and eggs	23	877
Cattle and calves	25	(D)
Milk and other dairy products from cows	-	-
Hogs and pigs	2	(D)
Sheep, goats, and their products	9	(D)
Horses, ponies, mules, burros, and donkeys	8	35
Aquaculture	-	-
Other animals and other animal products	1	(D)
TOP CROP ITEMS (acres)		
Forage - land used for all hay and haylage, grass silage, and greenchop	44	1,430
Apples	2	(D)
Peaches, all	2	(D)
Corn for grain	3	18
Corn for silage or greenchop	1	(D)
TOP LIVESTOCK INVENTORY ITEMS (number)		
Layers	24	(D)
Cattle and calves	24	929
Goats, all	15	301
Horses and ponies	30	285
Ducks	8	176

Operator Characteristics

Item	Quantity
Primary occupation:	
Farming	28
Other	55
Days worked off farm:	
None	31
Any	52
Years on present farm:	
2 years or less	4
3 to 4 years	7
5 to 9 years	19
10 years or more	53
Age group:	
Under 45 years	17
45 to 64 years	40
65 years and over	26
Average age of principal operator (years)	58.4

Economic Characteristics

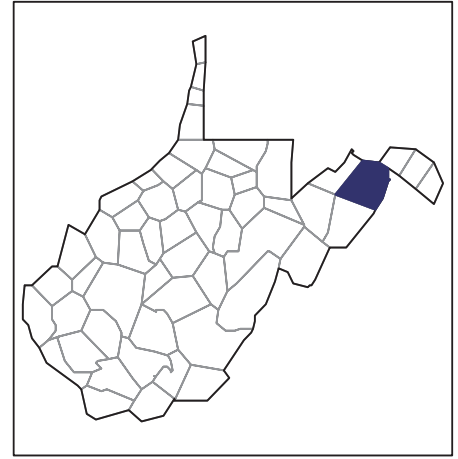
Item	Quantity
Farms by value of sales:	
Less than \$1,000	22
\$1,000 to \$2,499	22
\$2,500 to \$4,999	11
\$5,000 to \$9,999	15
\$10,000 to \$49,999	8
\$50,000 to \$99,999	-
\$100,000 to \$249,999	2
\$250,000 to \$499,999	3
\$500,000 or more	-
Total farm production expenses (\$1,000)	1,796
Average per farm (\$)	21,638
Net cash farm income of operation (\$1,000)	-72
Average per farm (\$)	-871
Value of agricultural products sold directly to individuals for human consumption (\$1,000)	(D)
Total organic product sales (\$1,000)	-
Total income from farm-related sources, gross before taxes and expenses (\$1,000)	38

See "Census of Agriculture, Volume 1, Geographic Area Series" for complete footnotes, explanations, definitions, and methodology.
(D) Cannot be disclosed. (Z) Less than half of the unit shown.

2007 CENSUS OF AGRICULTURE

Hampshire County – West Virginia

Farms with Spanish, Hispanic, or Latino Operators Compared with All Farms



Data are not available at this geographic level for farms with Spanish, Hispanic, or Latino operators.



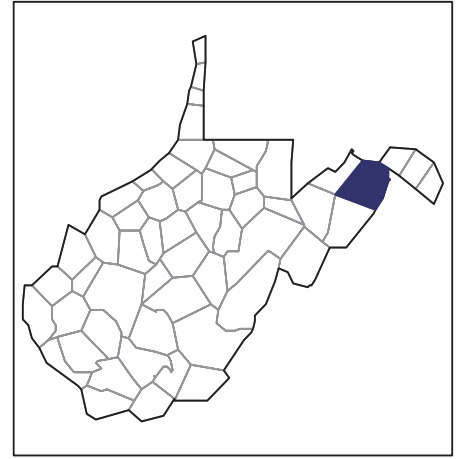
United States Department of Agriculture
National Agricultural Statistics Service

www.agcensus.usda.gov

2007 CENSUS OF AGRICULTURE

Hampshire County – West Virginia

Farms with American Indian or Alaska Native Operators Compared with All Farms



Data are not available at this geographic level for farms with American Indian or Alaska Native operators.



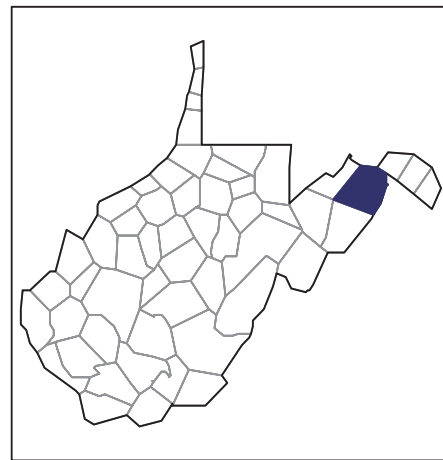
United States Department of Agriculture
National Agricultural Statistics Service

www.agcensus.usda.gov

2007 CENSUS OF AGRICULTURE

Hampshire County – West Virginia

**Farms with Asian Operators
Compared with All Farms**



Data are not available at this geographic level for farms with Asian operators.



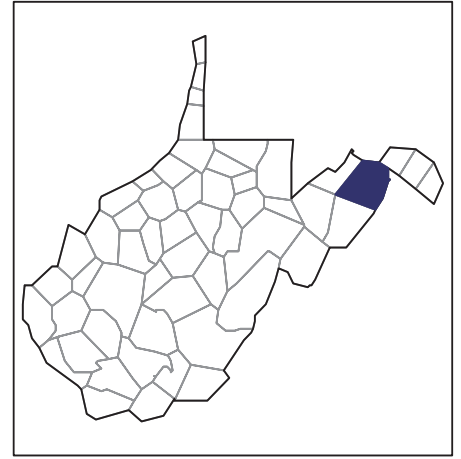
United States Department of Agriculture
National Agricultural Statistics Service

www.agcensus.usda.gov

2007 CENSUS OF AGRICULTURE

Hampshire County – West Virginia

Farms with Black or African American Operators Compared with All Farms



Data are not available at this geographic level for farms with Black or African American operators.



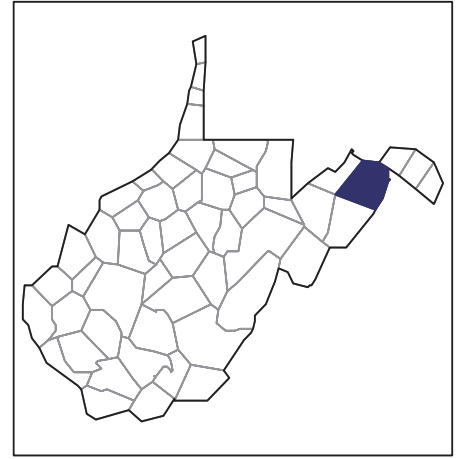
United States Department of Agriculture
National Agricultural Statistics Service

www.agcensus.usda.gov

2007 CENSUS OF AGRICULTURE

Hampshire County – West Virginia

Farms with Native Hawaiian or Other Pacific Islander Operators Compared with All Farms



Data are not available at this geographic level for farms with Native Hawaiian or Other Pacific Islander operators.



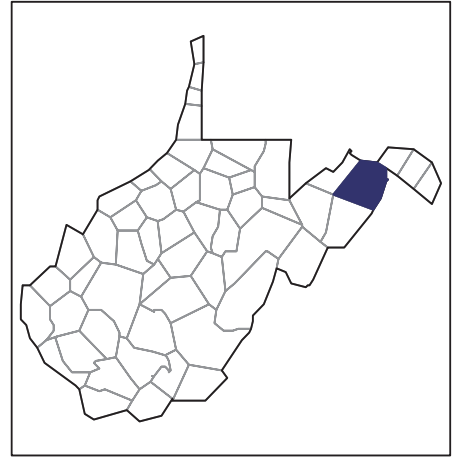
United States Department of Agriculture
National Agricultural Statistics Service

www.agcensus.usda.gov

2007 CENSUS OF AGRICULTURE

Hampshire County – West Virginia

Farms with White Operators
Compared with All Farms



Data are not available at this geographic level for farms with White operators.



United States Department of Agriculture
National Agricultural Statistics Service

www.agcensus.usda.gov

