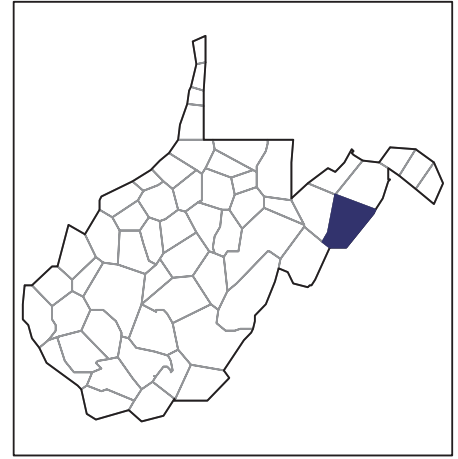


# 2007 CENSUS OF AGRICULTURE



## Hardy County – West Virginia

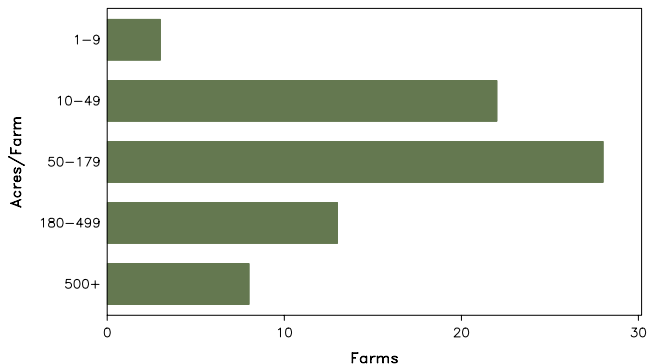
### Farms with Women Principal Operators Compared with All Farms

	Women Principal Operators	All Farms
<b>Number of Farms</b>	74	514
<b>Land in Farms</b>	16,147 acres	134,357 acres
<b>Average Size of Farm</b>	218 acres	261 acres
<b>Market Value of Products Sold</b>	\$10,663,000	\$148,029,000
Crop Sales	\$213,000	\$1,916,000
Livestock Sales	\$10,450,000	\$146,113,000
Average Per Farm	\$144,096	\$287,994
<b>Government Payments</b>	\$22,000	\$218,000
Average Per Farm Receiving Payments	\$2,013	\$2,757

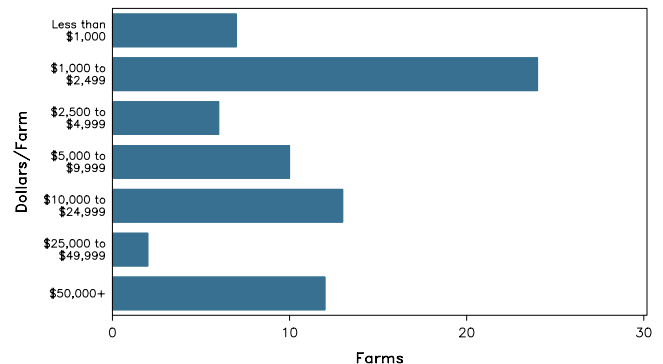
See footnotes on reverse page.

### Farms with Women Principal Operators

Farms by Size



Farms by Economic Size



# 2007 CENSUS OF AGRICULTURE

## Hardy County – West Virginia Farms with Women Principal Operators

### Selected Highlights

Item	Farms	Quantity
<b>MARKET VALUE OF AGRICULTURAL PRODUCTS SOLD (\$1,000)</b>		
Total value of agricultural products sold	74	10,663
Value of crops including nursery and greenhouse	23	213
Value of livestock, poultry, and their products	61	10,450
<b>VALUE OF SALES BY COMMODITY GROUP (\$1,000)</b>		
Grains, oilseeds, dry beans, and dry peas	2	(D)
Tobacco	-	-
Cotton and cottonseed	-	-
Vegetables, melons, potatoes and sweet potatoes	-	-
Fruits, tree nuts, and berries	-	-
Nursery, greenhouse, floriculture, and sod	1	(D)
Cut Christmas trees and short rotation woody crops	2	(D)
Other crops and hay	19	(D)
Poultry and eggs	21	10,040
Cattle and calves	29	(D)
Milk and other dairy products from cows	2	(D)
Hogs and pigs	6	4
Sheep, goats, and their products	18	44
Horses, ponies, mules, burros, and donkeys	17	63
Aquaculture	-	-
Other animals and other animal products	3	(D)
<b>TOP CROP ITEMS (acres)</b>		
Forage - land used for all hay and haylage, grass silage, and greenchop	39	1,463
Corn for grain	1	(D)
Corn for silage or greenchop	4	94
Cut Christmas trees	2	(D)
Floriculture crops, total	1	(D)
<b>TOP LIVESTOCK INVENTORY ITEMS (number)</b>		
Broilers and other meat-type chickens	6	553,077
Layers	7	31,772
Cattle and calves	33	1,100
Sheep and lambs	14	530
Horses and ponies	31	322

### Operator Characteristics

Item	Quantity
Primary occupation:	
Farming	32
Other	42
Days worked off farm:	
None	21
Any	53
Years on present farm:	
2 years or less	5
3 to 4 years	9
5 to 9 years	16
10 years or more	44
Age group:	
Under 45 years	8
45 to 64 years	52
65 years and over	14
Average age of principal operator (years)	55.7

### Economic Characteristics

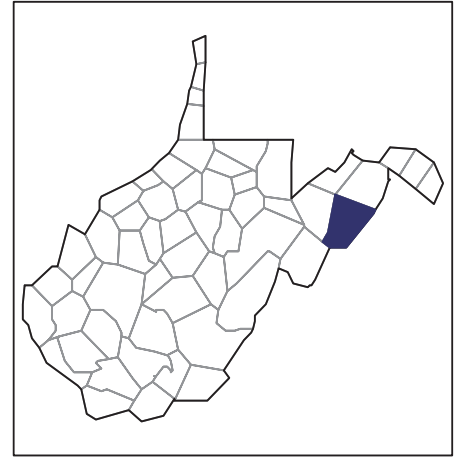
Item	Quantity
Farms by value of sales:	
Less than \$1,000	7
\$1,000 to \$2,499	24
\$2,500 to \$4,999	9
\$5,000 to \$9,999	7
\$10,000 to \$49,999	15
\$50,000 to \$99,999	1
\$100,000 to \$249,999	2
\$250,000 to \$499,999	3
\$500,000 or more	6
Total farm production expenses (\$1,000)	9,587
Average per farm (\$)	129,558
Net cash farm income of operation (\$1,000)	1,231
Average per farm (\$)	16,638
Value of agricultural products sold directly to individuals for human consumption (\$1,000)	(D)
Total organic product sales (\$1,000)	-
Total income from farm-related sources, gross before taxes and expenses (\$1,000)	133

See "Census of Agriculture, Volume 1, Geographic Area Series" for complete footnotes, explanations, definitions, and methodology.  
(D) Cannot be disclosed. (Z) Less than half of the unit shown.

# 2007 CENSUS OF AGRICULTURE

## Hardy County – West Virginia

### Farms with Spanish, Hispanic, or Latino Operators Compared with All Farms



Data are not available at this geographic level for farms with Spanish, Hispanic, or Latino operators.



United States Department of Agriculture  
National Agricultural Statistics Service

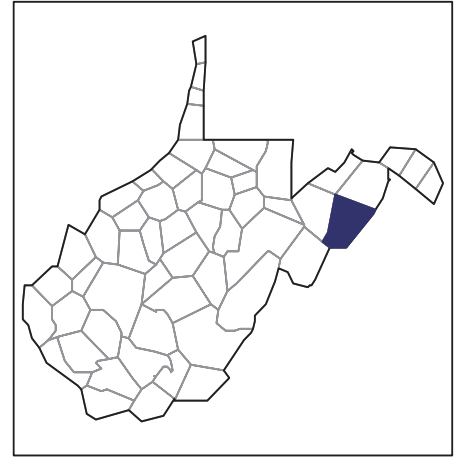
[www.agcensus.usda.gov](http://www.agcensus.usda.gov)



# 2007 CENSUS OF AGRICULTURE

## Hardy County – West Virginia

### Farms with American Indian or Alaska Native Operators Compared with All Farms



Data are not available at this geographic level for farms with American Indian or Alaska Native operators.



United States Department of Agriculture  
National Agricultural Statistics Service

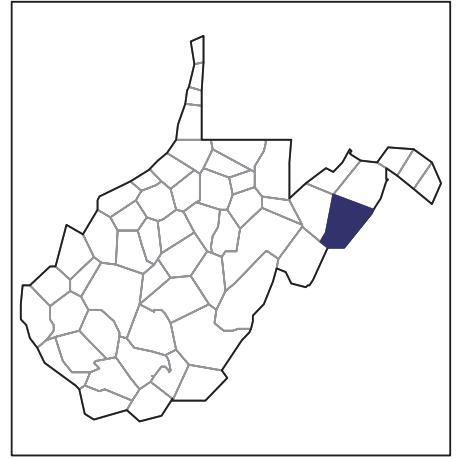
[www.agcensus.usda.gov](http://www.agcensus.usda.gov)



# 2007 CENSUS OF AGRICULTURE

**Hardy County – West Virginia**

**Farms with Asian Operators  
Compared with All Farms**



**Data are not available at this geographic level for farms with Asian operators.**



United States Department of Agriculture  
National Agricultural Statistics Service

[www.agcensus.usda.gov](http://www.agcensus.usda.gov)

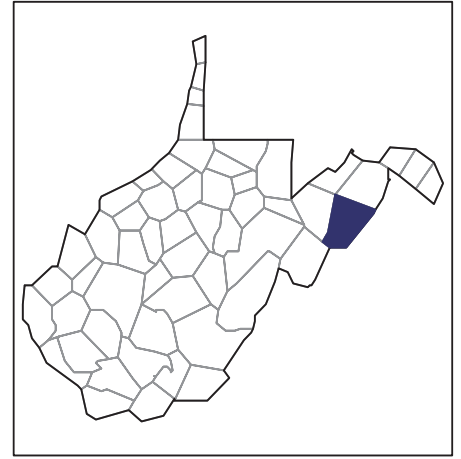




# 2007 CENSUS OF AGRICULTURE

**Hardy County – West Virginia**

**Farms with Black or African American Operators Compared with All Farms**



Data are not available at this geographic level for farms with Black or African American operators.



United States Department of Agriculture  
National Agricultural Statistics Service

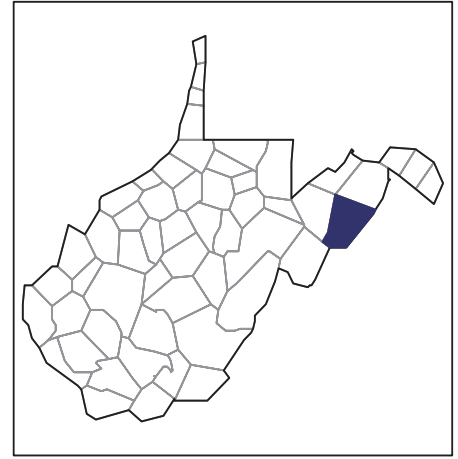
[www.agcensus.usda.gov](http://www.agcensus.usda.gov)



# 2007 CENSUS OF AGRICULTURE

## Hardy County – West Virginia

### Farms with Native Hawaiian or Other Pacific Islander Operators Compared with All Farms



Data are not available at this geographic level for farms with Native Hawaiian or Other Pacific Islander operators.



United States Department of Agriculture  
National Agricultural Statistics Service

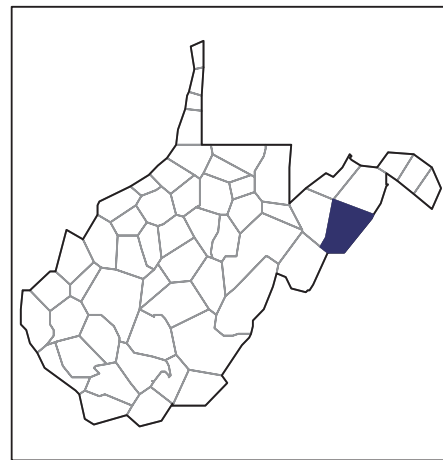
[www.agcensus.usda.gov](http://www.agcensus.usda.gov)



# 2007 CENSUS *OF* AGRICULTURE

**Hardy County – West Virginia**

**Farms with White Operators  
Compared with All Farms**



**Data are not available at this geographic level for farms with White operators.**



United States Department of Agriculture  
National Agricultural Statistics Service

[www.agcensus.usda.gov](http://www.agcensus.usda.gov)

