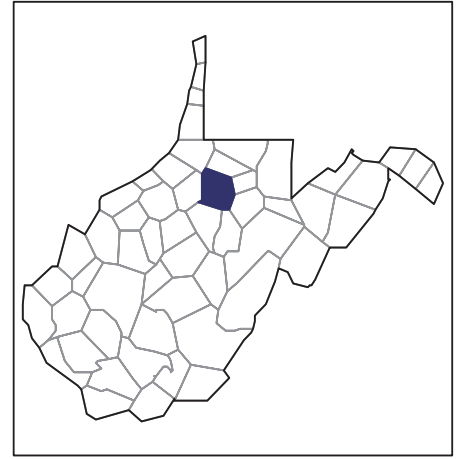


2007 CENSUS OF AGRICULTURE



Harrison County – West Virginia

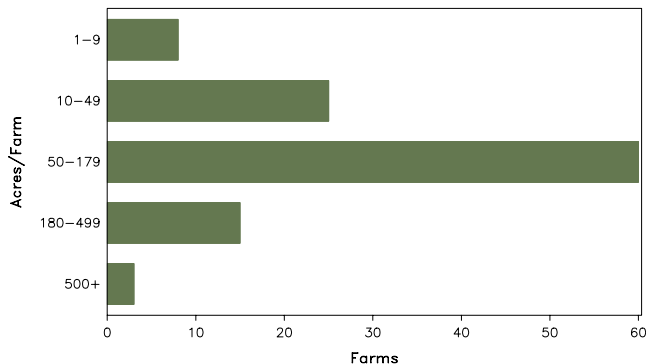
Farms with Women Principal Operators Compared with All Farms

	Women Principal Operators	All Farms
Number of Farms	111	774
Land in Farms	15,536 acres	111,657 acres
Average Size of Farm	140 acres	144 acres
Market Value of Products Sold	\$554,000	\$6,880,000
Crop Sales	\$174,000	\$1,536,000
Livestock Sales	\$380,000	\$5,344,000
Average Per Farm	\$4,993	\$8,889
Government Payments	\$5,000	\$38,000
Average Per Farm Receiving Payments	\$1,532	\$1,299

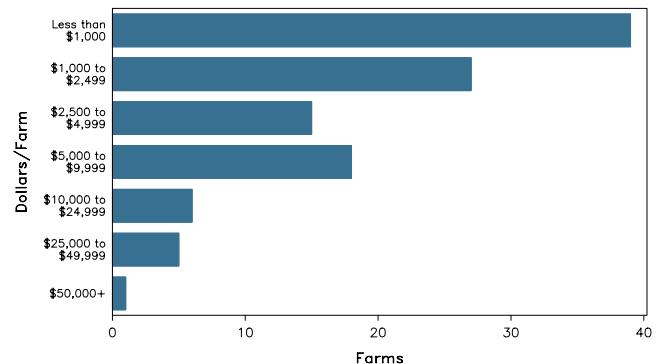
See footnotes on reverse page.

Farms with Women Principal Operators

Farms by Size



Farms by Economic Size



2007 CENSUS OF AGRICULTURE

Harrison County – West Virginia Farms with Women Principal Operators

Selected Highlights

Item	Farms	Quantity
MARKET VALUE OF AGRICULTURAL PRODUCTS SOLD (\$1,000)		
Total value of agricultural products sold	111	554
Value of crops including nursery and greenhouse	36	174
Value of livestock, poultry, and their products	55	380
VALUE OF SALES BY COMMODITY GROUP (\$1,000)		
Grains, oilseeds, dry beans, and dry peas	2	(D)
Tobacco	-	-
Cotton and cottonseed	-	-
Vegetables, melons, potatoes and sweet potatoes	1	(D)
Fruits, tree nuts, and berries	1	(D)
Nursery, greenhouse, floriculture, and sod	3	(D)
Cut Christmas trees and short rotation woody crops	-	-
Other crops and hay	36	(D)
Poultry and eggs	9	(D)
Cattle and calves	29	(D)
Milk and other dairy products from cows	-	-
Hogs and pigs	4	(D)
Sheep, goats, and their products	13	10
Horses, ponies, mules, burros, and donkeys	8	31
Aquaculture	-	-
Other animals and other animal products	1	(D)
TOP CROP ITEMS (acres)		
Forage - land used for all hay and haylage, grass silage, and greenchop	75	2,437
Corn for grain	2	(D)
Herbs, dried	1	(D)
Apples	2	(D)
Vegetables harvested for sale	1	(D)
TOP LIVESTOCK INVENTORY ITEMS (number)		
Cattle and calves	41	912
Horses and ponies	46	387
Layers	12	311
Goats, all	18	234
Sheep and lambs	7	39

Operator Characteristics

Item	Quantity
Primary occupation:	
Farming	48
Other	63
Days worked off farm:	
None	46
Any	65
Years on present farm:	
2 years or less	1
3 to 4 years	12
5 to 9 years	24
10 years or more	74
Age group:	
Under 45 years	4
45 to 64 years	78
65 years and over	29
Average age of principal operator (years)	58.5

Economic Characteristics

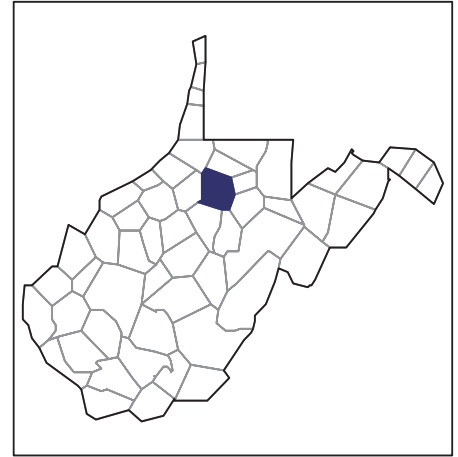
Item	Quantity
Farms by value of sales:	
Less than \$1,000	39
\$1,000 to \$2,499	27
\$2,500 to \$4,999	15
\$5,000 to \$9,999	18
\$10,000 to \$49,999	11
\$50,000 to \$99,999	1
\$100,000 to \$249,999	-
\$250,000 to \$499,999	-
\$500,000 or more	-
Total farm production expenses (\$1,000)	1,049
Average per farm (\$)	9,449
Net cash farm income of operation (\$1,000)	-414
Average per farm (\$)	-3,727
Value of agricultural products sold directly to individuals for human consumption (\$1,000)	3
Total organic product sales (\$1,000)	(D)
Total income from farm-related sources, gross before taxes and expenses (\$1,000)	76

See "Census of Agriculture, Volume 1, Geographic Area Series" for complete footnotes, explanations, definitions, and methodology.
(D) Cannot be disclosed. (Z) Less than half of the unit shown.

2007 CENSUS OF AGRICULTURE

Harrison County – West Virginia

Farms with Spanish, Hispanic, or Latino Operators Compared with All Farms



Data are not available at this geographic level for farms with Spanish, Hispanic, or Latino operators.



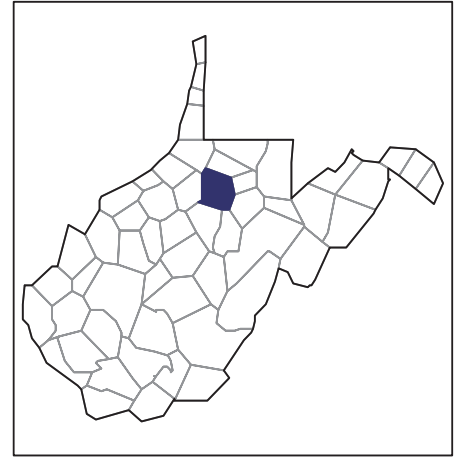
United States Department of Agriculture
National Agricultural Statistics Service

www.agcensus.usda.gov

2007 CENSUS OF AGRICULTURE

Harrison County – West Virginia

Farms with American Indian or Alaska Native Operators Compared with All Farms



Data are not available at this geographic level for farms with American Indian or Alaska Native operators.



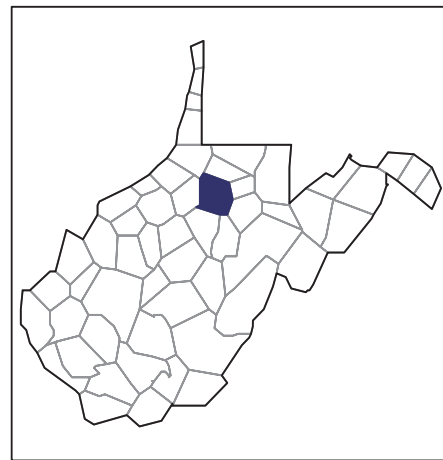
United States Department of Agriculture
National Agricultural Statistics Service

www.agcensus.usda.gov

2007 CENSUS *OF* AGRICULTURE

Harrison County – West Virginia

**Farms with Asian Operators
Compared with All Farms**



Data are not available at this geographic level for farms with Asian operators.



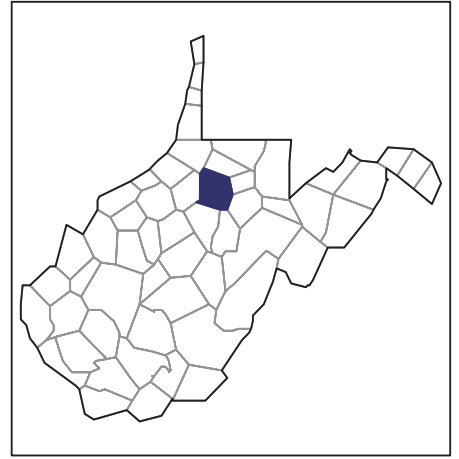
United States Department of Agriculture
National Agricultural Statistics Service

www.agcensus.usda.gov

2007 CENSUS *OF* AGRICULTURE

Harrison County – West Virginia

**Farms with Black or African American
Operators Compared with All Farms**



Data are not available at this geographic level for farms with Black or African American operators.



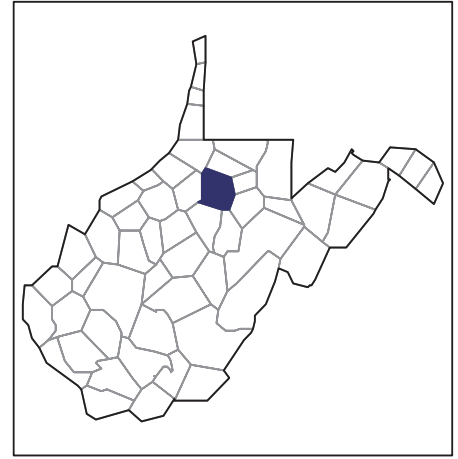
United States Department of Agriculture
National Agricultural Statistics Service

www.agcensus.usda.gov

2007 CENSUS OF AGRICULTURE

Harrison County – West Virginia

Farms with Native Hawaiian or Other Pacific Islander Operators Compared with All Farms



Data are not available at this geographic level for farms with Native Hawaiian or Other Pacific Islander operators.



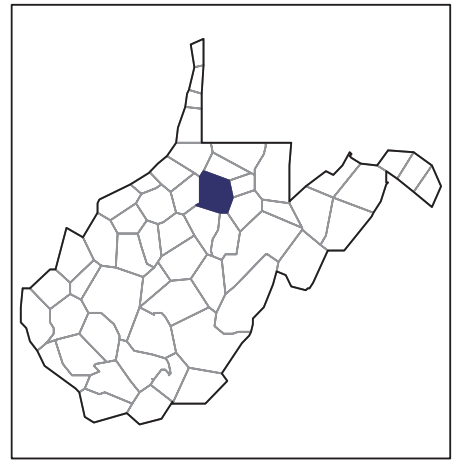
United States Department of Agriculture
National Agricultural Statistics Service

www.agcensus.usda.gov

2007 CENSUS OF AGRICULTURE

Harrison County – West Virginia

Farms with White Operators
Compared with All Farms



Data are not available at this geographic level for farms with White operators.



United States Department of Agriculture
National Agricultural Statistics Service

www.agcensus.usda.gov

