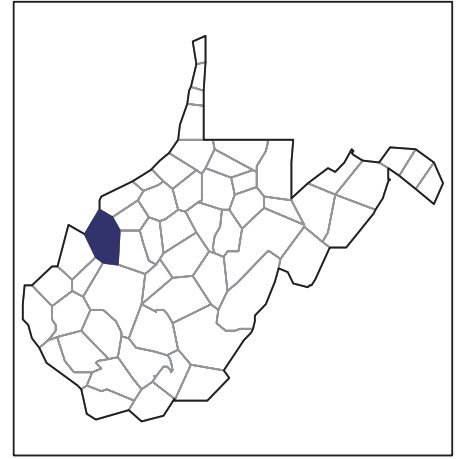


2007 CENSUS OF AGRICULTURE



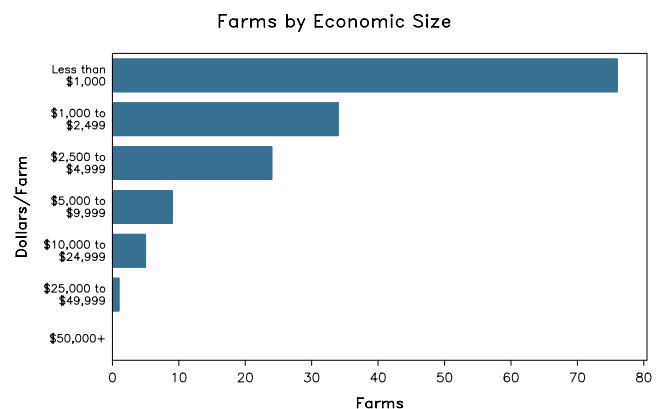
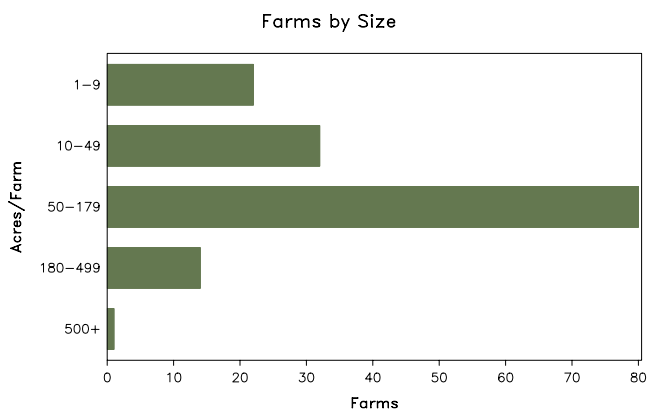
Jackson County – West Virginia

Farms with Women Principal Operators Compared with All Farms

	Women Principal Operators	All Farms
Number of Farms	149	950
Land in Farms	12,641 acres	129,466 acres
Average Size of Farm	85 acres	136 acres
Market Value of Products Sold	\$331,000	\$6,070,000
Crop Sales	\$106,000	\$1,265,000
Livestock Sales	\$226,000	\$4,805,000
Average Per Farm	\$2,224	\$6,389
Government Payments	\$1,000	\$65,000
Average Per Farm Receiving Payments	\$228	\$997

See footnotes on reverse page.

Farms with Women Principal Operators



2007 CENSUS OF AGRICULTURE

Jackson County – West Virginia Farms with Women Principal Operators

Selected Highlights

Item	Farms	Quantity
MARKET VALUE OF AGRICULTURAL PRODUCTS SOLD (\$1,000)		
Total value of agricultural products sold	149	331
Value of crops including nursery and greenhouse	45	106
Value of livestock, poultry, and their products	73	226
VALUE OF SALES BY COMMODITY GROUP (\$1,000)		
Grains, oilseeds, dry beans, and dry peas	-	-
Tobacco	-	-
Cotton and cottonseed	-	-
Vegetables, melons, potatoes and sweet potatoes	4	(D)
Fruits, tree nuts, and berries	-	-
Nursery, greenhouse, floriculture, and sod	2	(D)
Cut Christmas trees and short rotation woody crops	-	-
Other crops and hay	43	(D)
Poultry and eggs	12	10
Cattle and calves	34	123
Milk and other dairy products from cows	-	-
Hogs and pigs	9	5
Sheep, goats, and their products	35	57
Horses, ponies, mules, burros, and donkeys	20	30
Aquaculture	-	-
Other animals and other animal products	3	1
TOP CROP ITEMS (acres)		
Forage - land used for all hay and haylage, grass silage, and greenchop	85	1,861
Corn for grain	1	(D)
Vegetables harvested for sale	4	1
Okra	2	(D)
Apples	1	(D)
TOP LIVESTOCK INVENTORY ITEMS (number)		
Goats, all	39	927
Cattle and calves	50	491
Layers	28	452
Horses and ponies	68	329
Sheep and lambs	13	147

Operator Characteristics

Item	Quantity
Primary occupation:	
Farming	59
Other	90
Days worked off farm:	
None	50
Any	99
Years on present farm:	
2 years or less	5
3 to 4 years	23
5 to 9 years	19
10 years or more	102
Age group:	
Under 45 years	29
45 to 64 years	73
65 years and over	47
Average age of principal operator (years)	56.8

Economic Characteristics

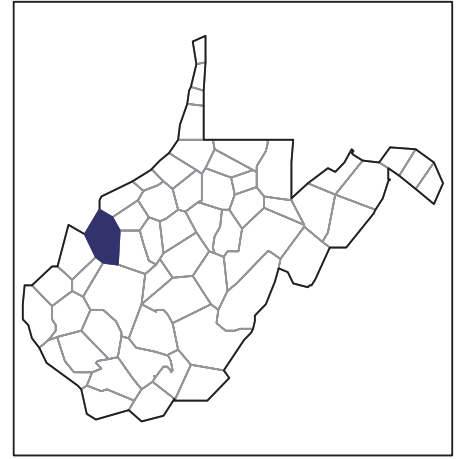
Item	Quantity
Farms by value of sales:	
Less than \$1,000	76
\$1,000 to \$2,499	34
\$2,500 to \$4,999	24
\$5,000 to \$9,999	9
\$10,000 to \$49,999	6
\$50,000 to \$99,999	-
\$100,000 to \$249,999	-
\$250,000 to \$499,999	-
\$500,000 or more	-
Total farm production expenses (\$1,000)	883
Average per farm (\$)	5,927
Net cash farm income of operation (\$1,000)	-490
Average per farm (\$)	-3,287
Value of agricultural products sold directly to individuals for human consumption (\$1,000)	17
Total organic product sales (\$1,000)	(D)
Total income from farm-related sources, gross before taxes and expenses (\$1,000)	61

See "Census of Agriculture, Volume 1, Geographic Area Series" for complete footnotes, explanations, definitions, and methodology.
(D) Cannot be disclosed. (Z) Less than half of the unit shown.

2007 CENSUS OF AGRICULTURE

Jackson County – West Virginia

Farms with Spanish, Hispanic, or Latino Operators Compared with All Farms



Data are not available at this geographic level for farms with Spanish, Hispanic, or Latino operators.



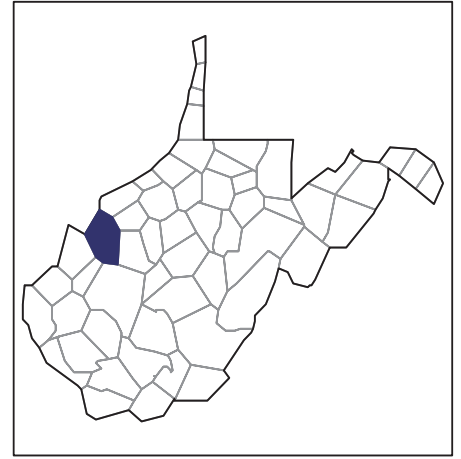
United States Department of Agriculture
National Agricultural Statistics Service

www.agcensus.usda.gov

2007 CENSUS OF AGRICULTURE

Jackson County – West Virginia

Farms with American Indian or Alaska Native Operators Compared with All Farms



Data are not available at this geographic level for farms with American Indian or Alaska Native operators.



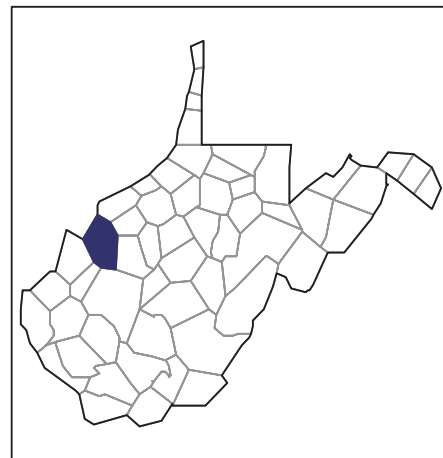
United States Department of Agriculture
National Agricultural Statistics Service

www.agcensus.usda.gov

2007 CENSUS *OF* AGRICULTURE

Jackson County – West Virginia

**Farms with Asian Operators
Compared with All Farms**



Data are not available at this geographic level for farms with Asian operators.



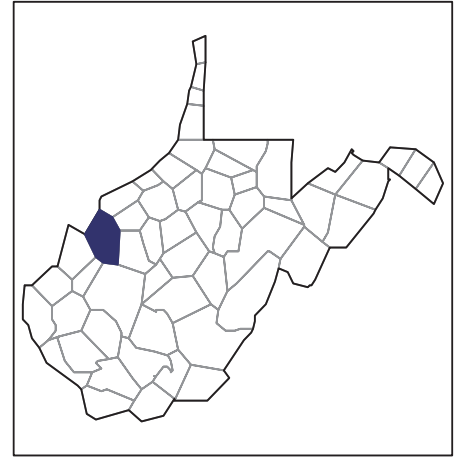
United States Department of Agriculture
National Agricultural Statistics Service

www.agcensus.usda.gov

2007 CENSUS OF AGRICULTURE

Jackson County – West Virginia

Farms with Black or African American Operators Compared with All Farms



Data are not available at this geographic level for farms with Black or African American operators.



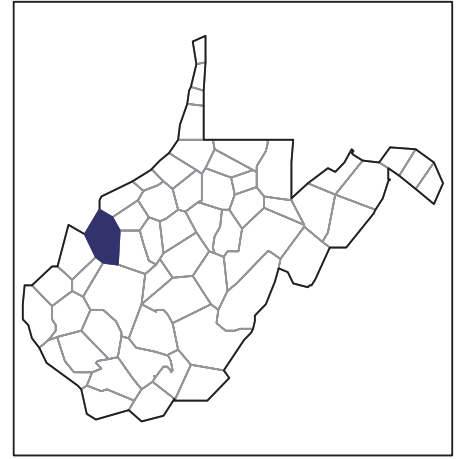
United States Department of Agriculture
National Agricultural Statistics Service

www.agcensus.usda.gov

2007 CENSUS OF AGRICULTURE

Jackson County – West Virginia

Farms with Native Hawaiian or Other Pacific Islander Operators Compared with All Farms



Data are not available at this geographic level for farms with Native Hawaiian or Other Pacific Islander operators.



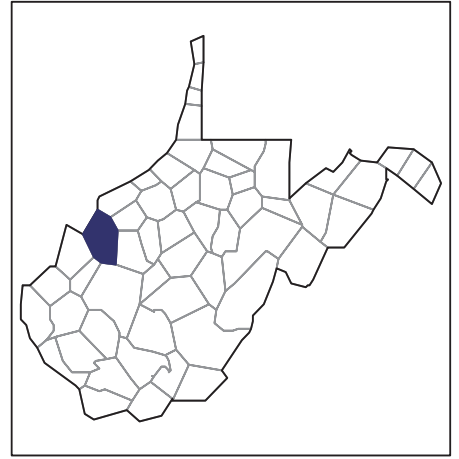
United States Department of Agriculture
National Agricultural Statistics Service

www.agcensus.usda.gov

2007 CENSUS *OF* AGRICULTURE

Jackson County – West Virginia

**Farms with White Operators
Compared with All Farms**



Data are not available at this geographic level for farms with White operators.



United States Department of Agriculture
National Agricultural Statistics Service

www.agcensus.usda.gov

