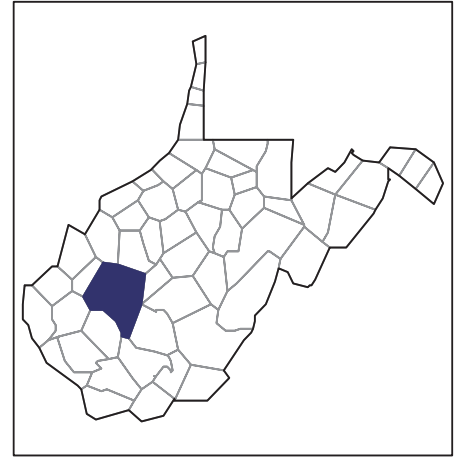


2007 CENSUS OF AGRICULTURE



Kanawha County – West Virginia

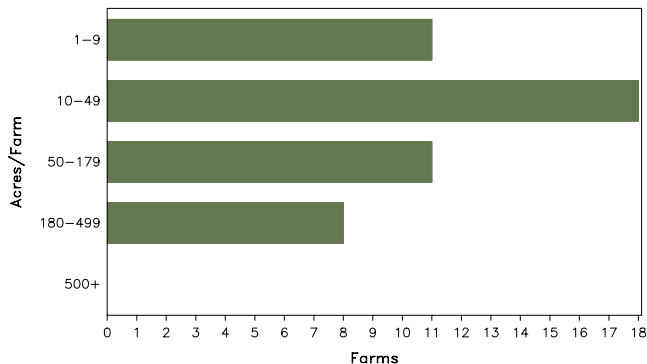
Farms with Women Principal Operators Compared with All Farms

	Women Principal Operators	All Farms
Number of Farms	48	256
Land in Farms	3,809 acres	23,755 acres
Average Size of Farm	79 acres	93 acres
Market Value of Products Sold	\$111,000	\$911,000
Crop Sales	\$7,000	\$302,000
Livestock Sales	\$104,000	\$609,000
Average Per Farm	\$2,309	\$3,558
Government Payments	\$6,000	\$9,000
Average Per Farm Receiving Payments	\$1,538	\$582

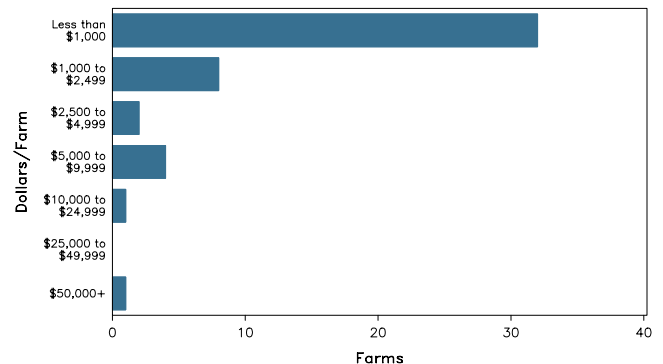
See footnotes on reverse page.

Farms with Women Principal Operators

Farms by Size



Farms by Economic Size



2007 CENSUS OF AGRICULTURE

Kanawha County – West Virginia Farms with Women Principal Operators

Selected Highlights

Item	Farms	Quantity
MARKET VALUE OF AGRICULTURAL PRODUCTS SOLD (\$1,000)		
Total value of agricultural products sold	48	111
Value of crops including nursery and greenhouse	4	7
Value of livestock, poultry, and their products	15	104
VALUE OF SALES BY COMMODITY GROUP (\$1,000)		
Grains, oilseeds, dry beans, and dry peas	-	-
Tobacco	-	-
Cotton and cottonseed	-	-
Vegetables, melons, potatoes and sweet potatoes	-	-
Fruits, tree nuts, and berries	-	-
Nursery, greenhouse, floriculture, and sod	1	(D)
Cut Christmas trees and short rotation woody crops	-	-
Other crops and hay	3	(D)
Poultry and eggs	4	-
Cattle and calves	7	7
Milk and other dairy products from cows	-	-
Hogs and pigs	-	-
Sheep, goats, and their products	10	17
Horses, ponies, mules, burros, and donkeys	6	77
Aquaculture	-	-
Other animals and other animal products	7	3
TOP CROP ITEMS (acres)		
Forage - land used for all hay and haylage, grass silage, and greenchop	5	101
TOP LIVESTOCK INVENTORY ITEMS (number)		
Horses and ponies	37	304
Rabbits and their pelts	7	87
Cattle and calves	7	79
Sheep and lambs	6	60
Goats, all	10	31

Operator Characteristics

Item	Quantity
Primary occupation:	
Farming	25
Other	23
Days worked off farm:	
None	23
Any	25
Years on present farm:	
2 years or less	-
3 to 4 years	-
5 to 9 years	17
10 years or more	31
Age group:	
Under 45 years	4
45 to 64 years	28
65 years and over	16
Average age of principal operator (years)	59.3

Economic Characteristics

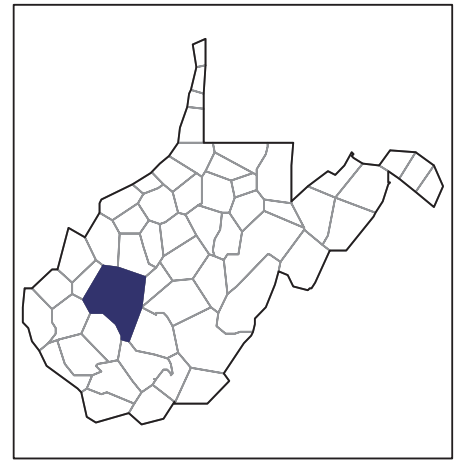
Item	Quantity
Farms by value of sales:	
Less than \$1,000	35
\$1,000 to \$2,499	5
\$2,500 to \$4,999	2
\$5,000 to \$9,999	4
\$10,000 to \$49,999	1
\$50,000 to \$99,999	1
\$100,000 to \$249,999	-
\$250,000 to \$499,999	-
\$500,000 or more	-
Total farm production expenses (\$1,000)	910
Average per farm (\$)	18,948
Net cash farm income of operation (\$1,000)	-667
Average per farm (\$)	-13,894
Value of agricultural products sold directly to individuals for human consumption (\$1,000)	-
Total organic product sales (\$1,000)	-
Total income from farm-related sources, gross before taxes and expenses (\$1,000)	126

See "Census of Agriculture, Volume 1, Geographic Area Series" for complete footnotes, explanations, definitions, and methodology.
(D) Cannot be disclosed. (Z) Less than half of the unit shown.

2007 CENSUS OF AGRICULTURE

Kanawha County – West Virginia

Farms with Spanish, Hispanic, or Latino Operators Compared with All Farms



Data are not available at this geographic level for farms with Spanish, Hispanic, or Latino operators.



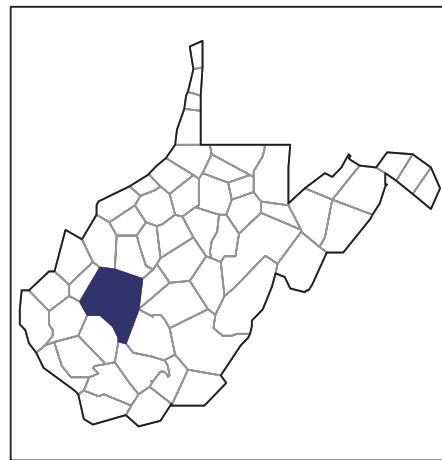
United States Department of Agriculture
National Agricultural Statistics Service

www.agcensus.usda.gov

2007 CENSUS OF AGRICULTURE

Kanawha County – West Virginia

Farms with American Indian or Alaska Native Operators Compared with All Farms



Data are not available at this geographic level for farms with American Indian or Alaska Native operators.



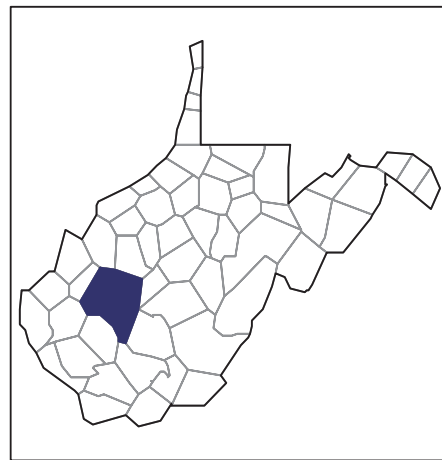
United States Department of Agriculture
National Agricultural Statistics Service

www.agcensus.usda.gov

2007 CENSUS *OF* AGRICULTURE

Kanawha County – West Virginia

**Farms with Asian Operators
Compared with All Farms**



Data are not available at this geographic level for farms with Asian operators.



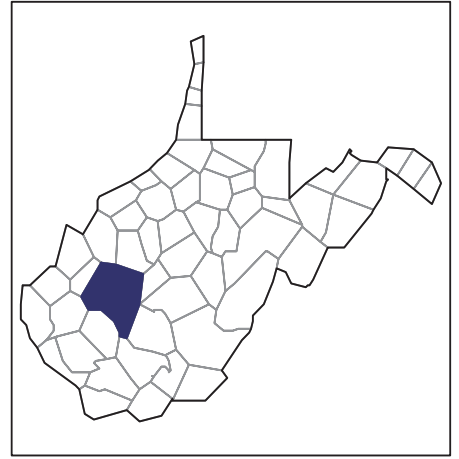
United States Department of Agriculture
National Agricultural Statistics Service

www.agcensus.usda.gov

2007 CENSUS *OF* **AGRICULTURE**

Kanawha County – West Virginia

**Farms with Black or African American
Operators Compared with All Farms**



Data are not available at this geographic level for farms with Black or African American operators.



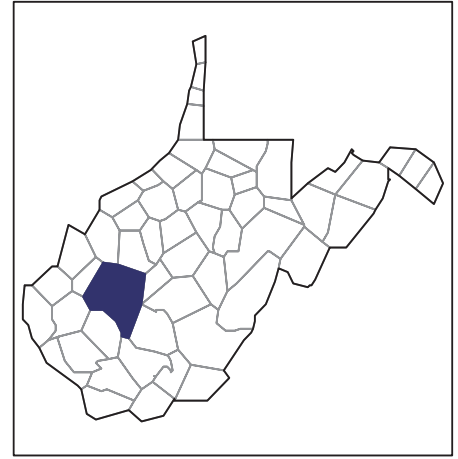
United States Department of Agriculture
National Agricultural Statistics Service

www.agcensus.usda.gov

2007 CENSUS OF AGRICULTURE

Kanawha County – West Virginia

Farms with Native Hawaiian or Other Pacific Islander Operators Compared with All Farms



Data are not available at this geographic level for farms with Native Hawaiian or Other Pacific Islander operators.



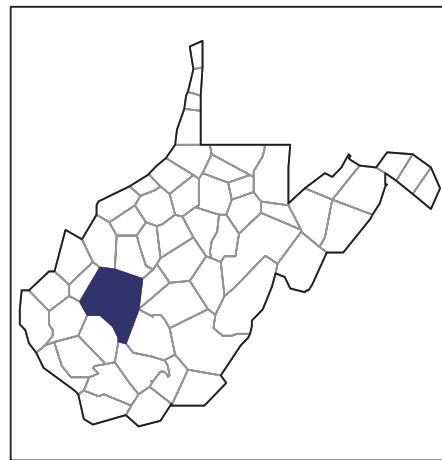
United States Department of Agriculture
National Agricultural Statistics Service

www.agcensus.usda.gov

2007 CENSUS OF AGRICULTURE

Kanawha County – West Virginia

**Farms with White Operators
Compared with All Farms**



Data are not available at this geographic level for farms with White operators.



United States Department of Agriculture
National Agricultural Statistics Service

www.agcensus.usda.gov

