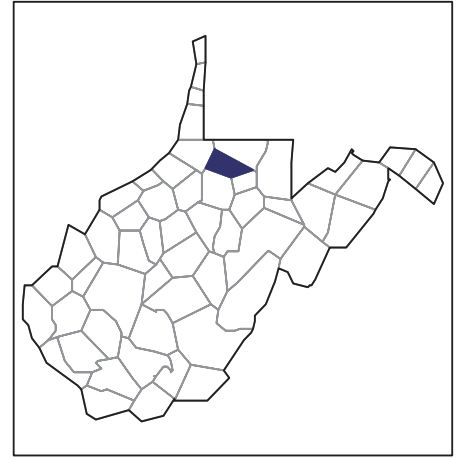


# 2007 CENSUS OF AGRICULTURE



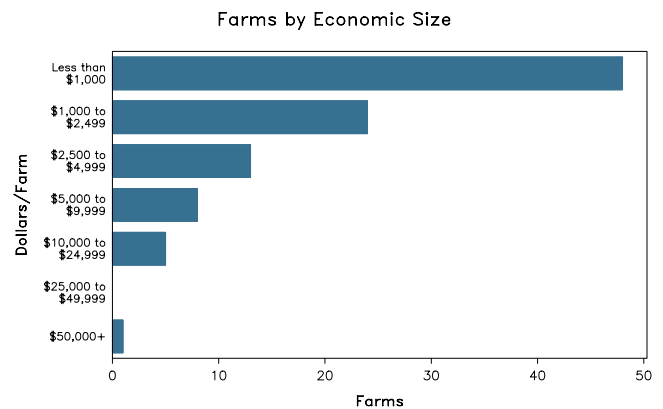
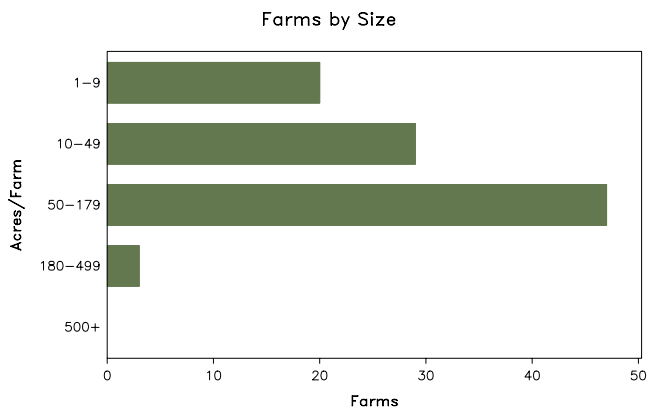
## Marion County – West Virginia

### Farms with Women Principal Operators Compared with All Farms

	Women Principal Operators	All Farms
<b>Number of Farms</b>	99	550
<b>Land in Farms</b>	6,539 acres	58,015 acres
<b>Average Size of Farm</b>	66 acres	105 acres
<b>Market Value of Products Sold</b>	\$332,000	\$2,679,000
Crop Sales	\$142,000	\$1,102,000
Livestock Sales	\$190,000	\$1,576,000
Average Per Farm	\$3,353	\$4,870
<b>Government Payments</b>	(D)	\$8,000
Average Per Farm Receiving Payments	(D)	\$375

See footnotes on reverse page.

### Farms with Women Principal Operators



# 2007 CENSUS OF AGRICULTURE

## Marion County – West Virginia Farms with Women Principal Operators

### Selected Highlights

Item	Farms	Quantity
<b>MARKET VALUE OF AGRICULTURAL PRODUCTS SOLD (\$1,000)</b>		
Total value of agricultural products sold	99	332
Value of crops including nursery and greenhouse	35	142
Value of livestock, poultry, and their products	61	190
<b>VALUE OF SALES BY COMMODITY GROUP (\$1,000)</b>		
Grains, oilseeds, dry beans, and dry peas	-	-
Tobacco	-	-
Cotton and cottonseed	-	-
Vegetables, melons, potatoes and sweet potatoes	1	(D)
Fruits, tree nuts, and berries	1	(D)
Nursery, greenhouse, floriculture, and sod	1	(D)
Cut Christmas trees and short rotation woody crops	-	-
Other crops and hay	33	(D)
Poultry and eggs	34	18
Cattle and calves	22	106
Milk and other dairy products from cows	-	-
Hogs and pigs	12	(D)
Sheep, goats, and their products	13	7
Horses, ponies, mules, burros, and donkeys	4	55
Aquaculture	-	-
Other animals and other animal products	2	(D)
<b>TOP CROP ITEMS (acres)</b>		
Forage - land used for all hay and haylage, grass silage, and greenchop	56	1,154
Vegetables harvested for sale	3	(D)
Land in berries	4	(D)
Tomatoes in the open	3	3
Beans, snap	1	(D)
<b>TOP LIVESTOCK INVENTORY ITEMS (number)</b>		
Layers	34	769
Goats, all	29	404
Cattle and calves	32	363
Horses and ponies	33	205
Deer	4	64

### Operator Characteristics

Item	Quantity
Primary occupation:	
Farming	50
Other	49
Days worked off farm:	
None	52
Any	47
Years on present farm:	
2 years or less	6
3 to 4 years	8
5 to 9 years	15
10 years or more	70
Age group:	
Under 45 years	9
45 to 64 years	59
65 years and over	31
Average age of principal operator (years)	60.0

### Economic Characteristics

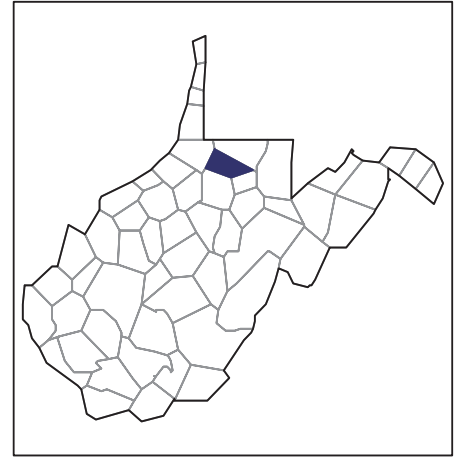
Item	Quantity
Farms by value of sales:	
Less than \$1,000	48
\$1,000 to \$2,499	24
\$2,500 to \$4,999	13
\$5,000 to \$9,999	8
\$10,000 to \$49,999	5
\$50,000 to \$99,999	1
\$100,000 to \$249,999	-
\$250,000 to \$499,999	-
\$500,000 or more	-
Total farm production expenses (\$1,000)	631
Average per farm (\$)	6,378
Net cash farm income of operation (\$1,000)	-246
Average per farm (\$)	-2,487
Value of agricultural products sold directly to individuals for human consumption (\$1,000)	7
Total organic product sales (\$1,000)	-
Total income from farm-related sources, gross before taxes and expenses (\$1,000)	53

See "Census of Agriculture, Volume 1, Geographic Area Series" for complete footnotes, explanations, definitions, and methodology.  
(D) Cannot be disclosed. (Z) Less than half of the unit shown.

# 2007 CENSUS OF AGRICULTURE

## Marion County – West Virginia

### Farms with Spanish, Hispanic, or Latino Operators Compared with All Farms



Data are not available at this geographic level for farms with Spanish, Hispanic, or Latino operators.



United States Department of Agriculture  
National Agricultural Statistics Service

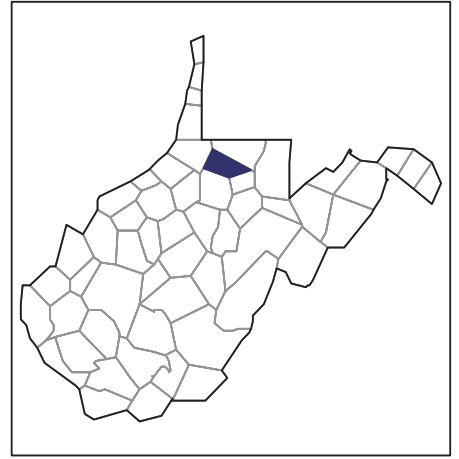
[www.agcensus.usda.gov](http://www.agcensus.usda.gov)



# 2007 CENSUS OF AGRICULTURE

## Marion County – West Virginia

### Farms with American Indian or Alaska Native Operators Compared with All Farms



Data are not available at this geographic level for farms with American Indian or Alaska Native operators.



United States Department of Agriculture  
National Agricultural Statistics Service

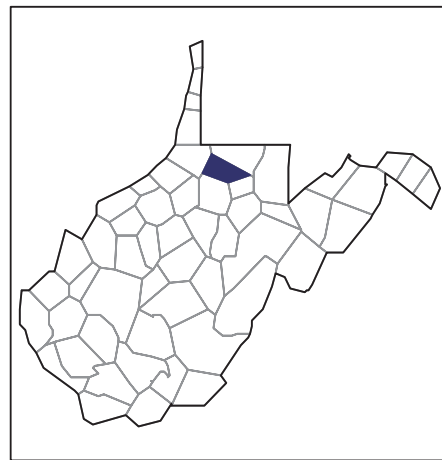
[www.agcensus.usda.gov](http://www.agcensus.usda.gov)



# 2007 CENSUS OF AGRICULTURE

**Marion County – West Virginia**

**Farms with Asian Operators  
Compared with All Farms**



**Data are not available at this geographic level for farms with Asian operators.**



United States Department of Agriculture  
National Agricultural Statistics Service

[www.agcensus.usda.gov](http://www.agcensus.usda.gov)

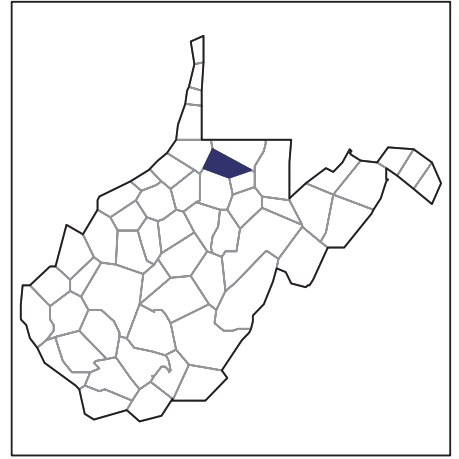




# 2007 CENSUS OF AGRICULTURE

## Marion County – West Virginia

### Farms with Black or African American Operators Compared with All Farms



Data are not available at this geographic level for farms with Black or African American operators.



United States Department of Agriculture  
National Agricultural Statistics Service

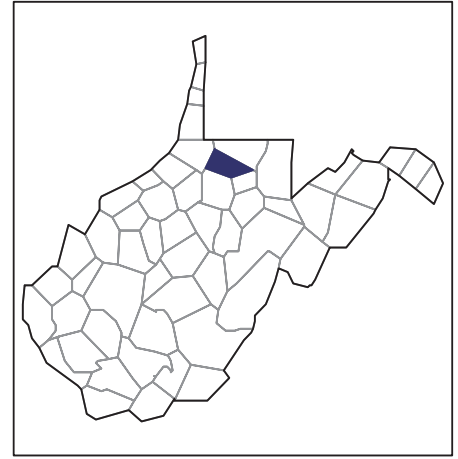
[www.agcensus.usda.gov](http://www.agcensus.usda.gov)



# 2007 CENSUS OF AGRICULTURE

## Marion County – West Virginia

### Farms with Native Hawaiian or Other Pacific Islander Operators Compared with All Farms



Data are not available at this geographic level for farms with Native Hawaiian or Other Pacific Islander operators.



United States Department of Agriculture  
National Agricultural Statistics Service

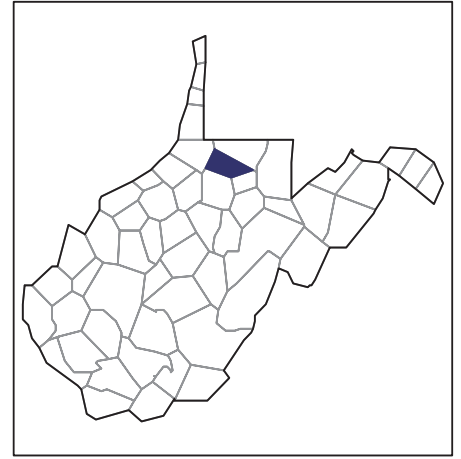
[www.agcensus.usda.gov](http://www.agcensus.usda.gov)



# 2007 CENSUS OF AGRICULTURE

**Marion County – West Virginia**

**Farms with White Operators  
Compared with All Farms**



**Data are not available at this geographic level for farms with White operators.**



United States Department of Agriculture  
National Agricultural Statistics Service

[www.agcensus.usda.gov](http://www.agcensus.usda.gov)

