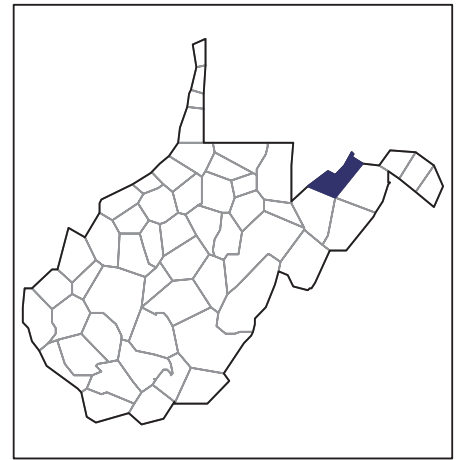


2007 CENSUS OF AGRICULTURE



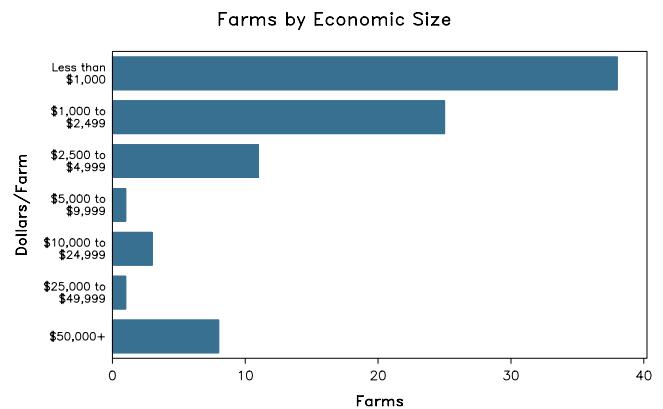
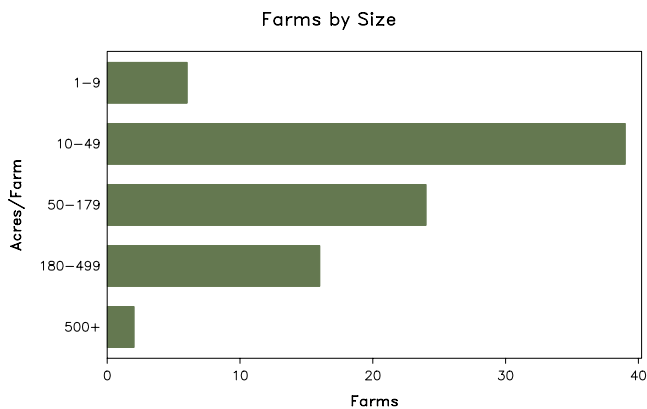
Mineral County – West Virginia

Farms with Women Principal Operators Compared with All Farms

	Women Principal Operators	All Farms
Number of Farms	87	493
Land in Farms	10,386 acres	77,957 acres
Average Size of Farm	119 acres	158 acres
Market Value of Products Sold	\$3,258,000	\$15,470,000
Crop Sales	\$114,000	\$1,262,000
Livestock Sales	\$3,144,000	\$14,208,000
Average Per Farm	\$37,448	\$31,379
Government Payments	\$10,000	\$63,000
Average Per Farm Receiving Payments	\$994	\$990

See footnotes on reverse page.

Farms with Women Principal Operators



2007 CENSUS OF AGRICULTURE

Mineral County – West Virginia Farms with Women Principal Operators

Selected Highlights

Item	Farms	Quantity
MARKET VALUE OF AGRICULTURAL PRODUCTS SOLD (\$1,000)		
Total value of agricultural products sold	87	3,258
Value of crops including nursery and greenhouse	31	114
Value of livestock, poultry, and their products	61	3,144
VALUE OF SALES BY COMMODITY GROUP (\$1,000)		
Grains, oilseeds, dry beans, and dry peas	4	19
Tobacco	-	-
Cotton and cottonseed	-	-
Vegetables, melons, potatoes and sweet potatoes	1	(D)
Fruits, tree nuts, and berries	3	(D)
Nursery, greenhouse, floriculture, and sod	4	(D)
Cut Christmas trees and short rotation woody crops	1	(D)
Other crops and hay	23	35
Poultry and eggs	28	2,685
Cattle and calves	30	(D)
Milk and other dairy products from cows	1	(D)
Hogs and pigs	1	(D)
Sheep, goats, and their products	16	16
Horses, ponies, mules, burros, and donkeys	9	(D)
Aquaculture	-	-
Other animals and other animal products	-	-
TOP CROP ITEMS (acres)		
Forage - land used for all hay and haylage, grass silage, and greenchop	52	1,544
Corn for grain	4	93
Corn for silage or greenchop	1	(D)
Cut Christmas trees	3	11
Apples	2	(D)
TOP LIVESTOCK INVENTORY ITEMS (number)		
Broilers and other meat-type chickens	1	(D)
Layers	30	(D)
Cattle and calves	39	745
Horses and ponies	42	315
Goats, all	19	269

Operator Characteristics

Item	Quantity
Primary occupation:	
Farming	32
Other	55
Days worked off farm:	
None	18
Any	69
Years on present farm:	
2 years or less	4
3 to 4 years	8
5 to 9 years	27
10 years or more	48
Age group:	
Under 45 years	26
45 to 64 years	44
65 years and over	17
Average age of principal operator (years)	53.3

Economic Characteristics

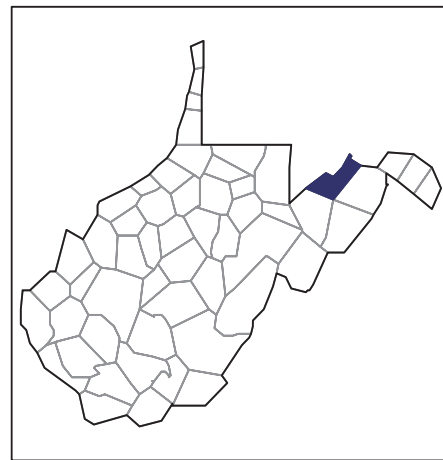
Item	Quantity
Farms by value of sales:	
Less than \$1,000	38
\$1,000 to \$2,499	25
\$2,500 to \$4,999	11
\$5,000 to \$9,999	1
\$10,000 to \$49,999	4
\$50,000 to \$99,999	1
\$100,000 to \$249,999	3
\$250,000 to \$499,999	3
\$500,000 or more	1
Total farm production expenses (\$1,000)	3,119
Average per farm (\$)	35,849
Net cash farm income of operation (\$1,000)	270
Average per farm (\$)	3,108
Value of agricultural products sold directly to individuals for human consumption (\$1,000)	8
Total organic product sales (\$1,000)	-
Total income from farm-related sources, gross before taxes and expenses (\$1,000)	121

See "Census of Agriculture, Volume 1, Geographic Area Series" for complete footnotes, explanations, definitions, and methodology.
(D) Cannot be disclosed. (Z) Less than half of the unit shown.

2007 CENSUS *OF* AGRICULTURE

Mineral County – West Virginia

Farms with Spanish, Hispanic, or Latino Operators Compared with All Farms



Data are not available at this geographic level for farms with Spanish, Hispanic, or Latino operators.



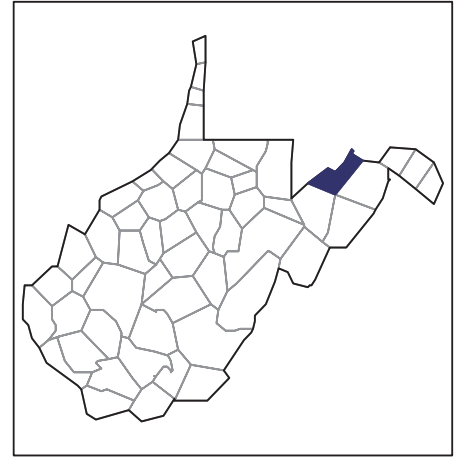
United States Department of Agriculture
National Agricultural Statistics Service

www.agcensus.usda.gov

2007 CENSUS OF AGRICULTURE

Mineral County – West Virginia

Farms with American Indian or Alaska Native Operators Compared with All Farms



Data are not available at this geographic level for farms with American Indian or Alaska Native operators.



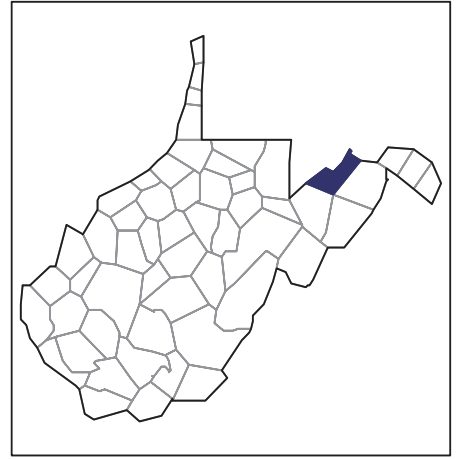
United States Department of Agriculture
National Agricultural Statistics Service

www.agcensus.usda.gov

2007 CENSUS OF AGRICULTURE

Mineral County – West Virginia

**Farms with Asian Operators
Compared with All Farms**



Data are not available at this geographic level for farms with Asian operators.



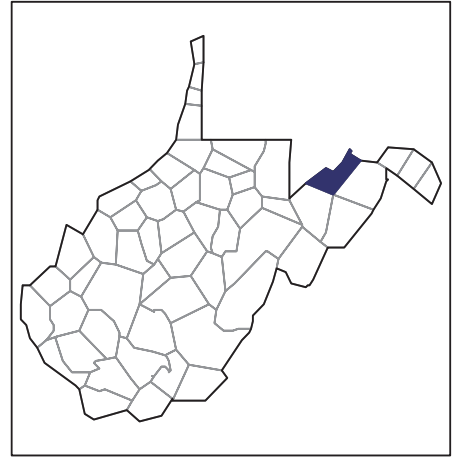
United States Department of Agriculture
National Agricultural Statistics Service

www.agcensus.usda.gov

2007 CENSUS *OF* AGRICULTURE

Mineral County – West Virginia

Farms with Black or African American Operators Compared with All Farms



Data are not available at this geographic level for farms with Black or African American operators.



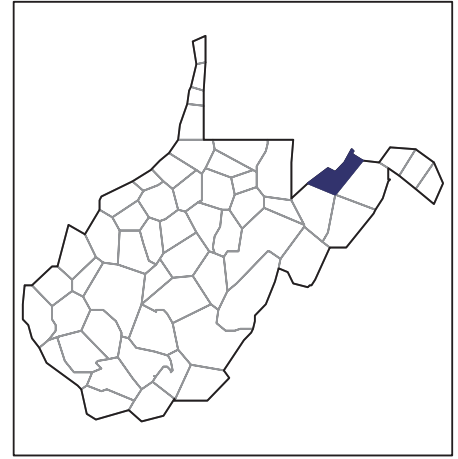
United States Department of Agriculture
National Agricultural Statistics Service

www.agcensus.usda.gov

2007 CENSUS OF AGRICULTURE

Mineral County – West Virginia

Farms with Native Hawaiian or Other Pacific Islander Operators Compared with All Farms



Data are not available at this geographic level for farms with Native Hawaiian or Other Pacific Islander operators.



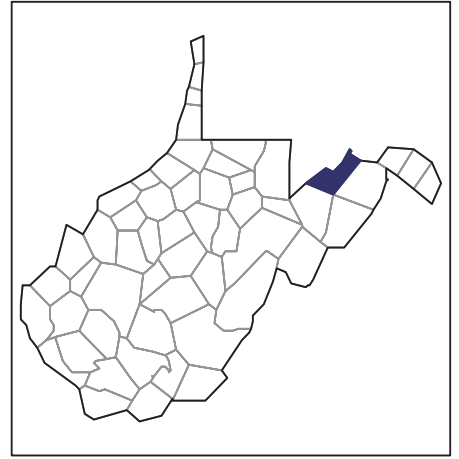
United States Department of Agriculture
National Agricultural Statistics Service

www.agcensus.usda.gov

2007 CENSUS OF AGRICULTURE

Mineral County – West Virginia

Farms with White Operators Compared with All Farms



Data are not available at this geographic level for farms with White operators.



United States Department of Agriculture
National Agricultural Statistics Service

www.agcensus.usda.gov

