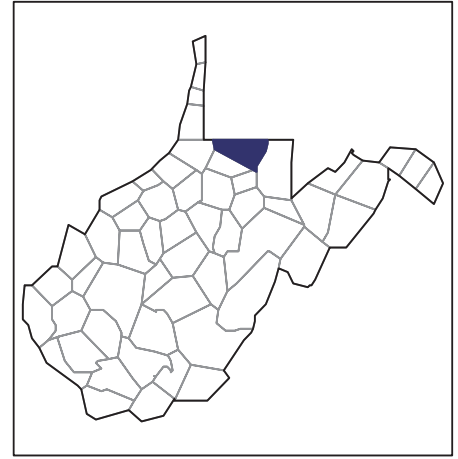


2007 CENSUS OF AGRICULTURE



Monongalia County – West Virginia

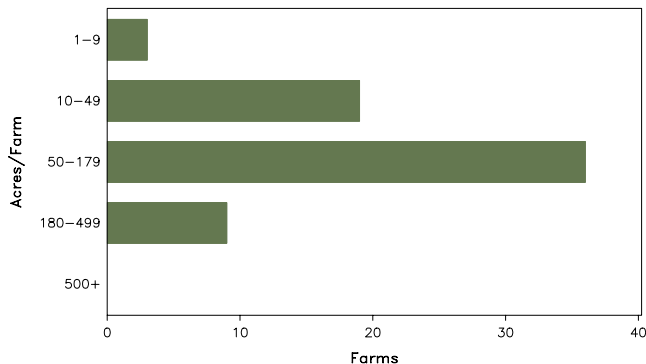
Farms with Women Principal Operators Compared with All Farms

	Women Principal Operators	All Farms
Number of Farms	67	457
Land in Farms	6,735 acres	59,257 acres
Average Size of Farm	101 acres	130 acres
Market Value of Products Sold	\$337,000	\$3,078,000
Crop Sales	\$132,000	\$693,000
Livestock Sales	\$204,000	\$2,385,000
Average Per Farm	\$5,027	\$6,734
Government Payments	(D)	\$20,000
Average Per Farm Receiving Payments	(D)	\$829

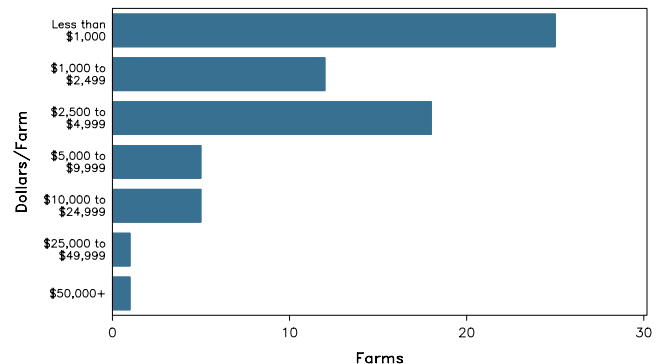
See footnotes on reverse page.

Farms with Women Principal Operators

Farms by Size



Farms by Economic Size



2007 CENSUS OF AGRICULTURE

Monongalia County – West Virginia Farms with Women Principal Operators

Selected Highlights

Item	Farms	Quantity
MARKET VALUE OF AGRICULTURAL PRODUCTS SOLD (\$1,000)		
Total value of agricultural products sold	67	337
Value of crops including nursery and greenhouse	22	132
Value of livestock, poultry, and their products	34	204
VALUE OF SALES BY COMMODITY GROUP (\$1,000)		
Grains, oilseeds, dry beans, and dry peas	2	(D)
Tobacco	-	-
Cotton and cottonseed	-	-
Vegetables, melons, potatoes and sweet potatoes	6	5
Fruits, tree nuts, and berries	1	(D)
Nursery, greenhouse, floriculture, and sod	4	(D)
Cut Christmas trees and short rotation woody crops	-	-
Other crops and hay	18	82
Poultry and eggs	7	7
Cattle and calves	24	172
Milk and other dairy products from cows	-	-
Hogs and pigs	2	(D)
Sheep, goats, and their products	5	4
Horses, ponies, mules, burros, and donkeys	3	21
Aquaculture	-	-
Other animals and other animal products	1	(D)
TOP CROP ITEMS (acres)		
Forage - land used for all hay and haylage, grass silage, and greenchop	44	1,214
Vegetables harvested for sale	5	4
Peppers, Bell (excluding pimientos)	2	(D)
Peppers, other than Bell (including chile)	2	(D)
Sweet corn	2	(D)
TOP LIVESTOCK INVENTORY ITEMS (number)		
Layers	9	432
Cattle and calves	37	368
Horses and ponies	31	175
Pullets for laying flock replacement	2	(D)
Goats, all	5	91

Operator Characteristics

Item	Quantity
Primary occupation:	
Farming	18
Other	49
Days worked off farm:	
None	30
Any	37
Years on present farm:	
2 years or less	-
3 to 4 years	7
5 to 9 years	2
10 years or more	58
Age group:	
Under 45 years	7
45 to 64 years	39
65 years and over	21
Average age of principal operator (years)	60.9

Economic Characteristics

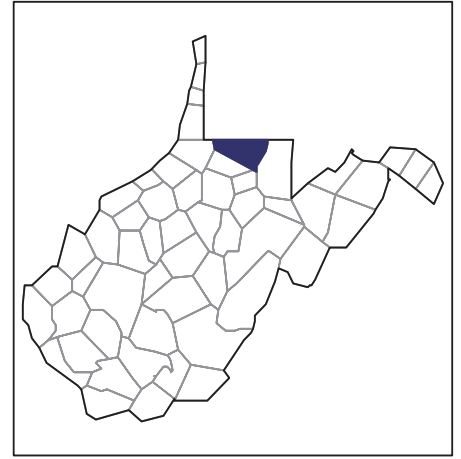
Item	Quantity
Farms by value of sales:	
Less than \$1,000	25
\$1,000 to \$2,499	13
\$2,500 to \$4,999	18
\$5,000 to \$9,999	4
\$10,000 to \$49,999	6
\$50,000 to \$99,999	1
\$100,000 to \$249,999	-
\$250,000 to \$499,999	-
\$500,000 or more	-
Total farm production expenses (\$1,000)	544
Average per farm (\$)	8,114
Net cash farm income of operation (\$1,000)	-160
Average per farm (\$)	-2,382
Value of agricultural products sold directly to individuals for human consumption (\$1,000)	13
Total organic product sales (\$1,000)	-
Total income from farm-related sources, gross before taxes and expenses (\$1,000)	43

See "Census of Agriculture, Volume 1, Geographic Area Series" for complete footnotes, explanations, definitions, and methodology.
(D) Cannot be disclosed. (Z) Less than half of the unit shown.

2007 CENSUS OF AGRICULTURE

Monongalia County – West Virginia

Farms with Spanish, Hispanic, or Latino Operators Compared with All Farms



Data are not available at this geographic level for farms with Spanish, Hispanic, or Latino operators.



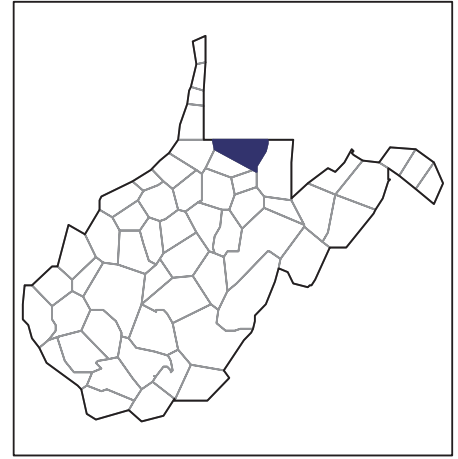
United States Department of Agriculture
National Agricultural Statistics Service

www.agcensus.usda.gov

2007 CENSUS OF AGRICULTURE

Monongalia County – West Virginia

Farms with American Indian or Alaska Native Operators Compared with All Farms



Data are not available at this geographic level for farms with American Indian or Alaska Native operators.



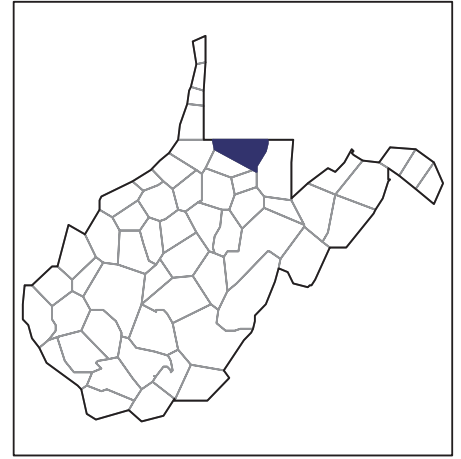
United States Department of Agriculture
National Agricultural Statistics Service

www.agcensus.usda.gov

2007 CENSUS OF AGRICULTURE

Monongalia County – West Virginia

**Farms with Asian Operators
Compared with All Farms**



Data are not available at this geographic level for farms with Asian operators.



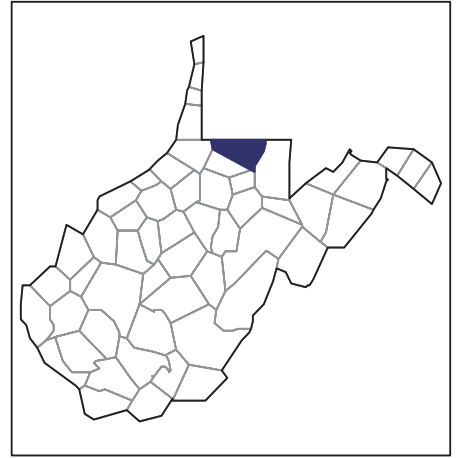
United States Department of Agriculture
National Agricultural Statistics Service

www.agcensus.usda.gov

2007 CENSUS *OF* **AGRICULTURE**

Monongalia County – West Virginia

**Farms with Black or African American
Operators Compared with All Farms**



Data are not available at this geographic level for farms with Black or African American operators.



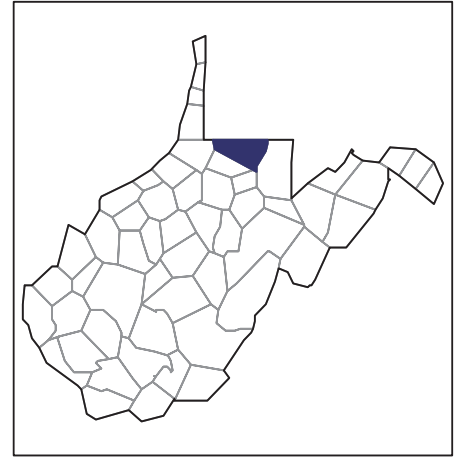
United States Department of Agriculture
National Agricultural Statistics Service

www.agcensus.usda.gov

2007 CENSUS OF AGRICULTURE

Monongalia County – West Virginia

Farms with Native Hawaiian or Other Pacific Islander Operators Compared with All Farms



Data are not available at this geographic level for farms with Native Hawaiian or Other Pacific Islander operators.



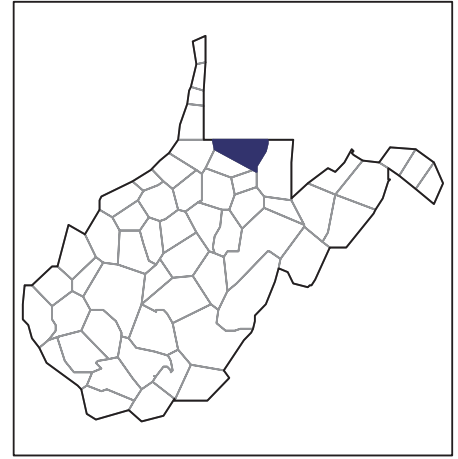
United States Department of Agriculture
National Agricultural Statistics Service

www.agcensus.usda.gov

2007 CENSUS OF AGRICULTURE

Monongalia County – West Virginia

Farms with White Operators Compared with All Farms



Data are not available at this geographic level for farms with White operators.



United States Department of Agriculture
National Agricultural Statistics Service

www.agcensus.usda.gov

