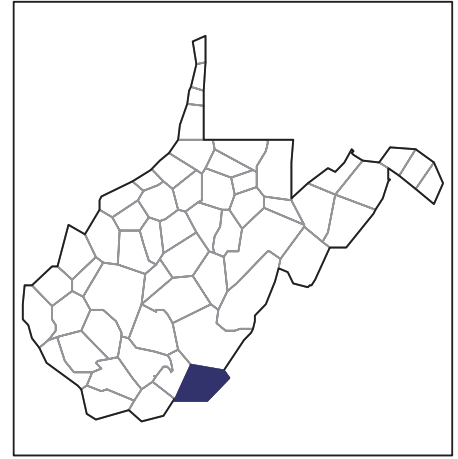


# 2007 CENSUS OF AGRICULTURE



## Monroe County – West Virginia

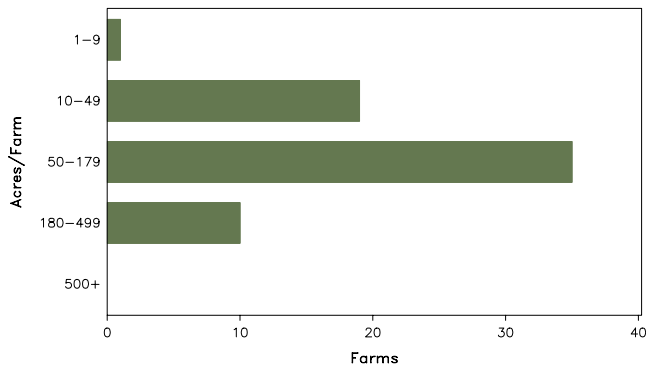
### Farms with Women Principal Operators Compared with All Farms

	Women Principal Operators	All Farms
<b>Number of Farms</b>	65	707
<b>Land in Farms</b>	6,040 acres	132,859 acres
<b>Average Size of Farm</b>	93 acres	188 acres
<b>Market Value of Products Sold</b>	\$720,000	\$16,405,000
Crop Sales	\$177,000	\$1,152,000
Livestock Sales	\$543,000	\$15,254,000
Average Per Farm	\$11,070	\$23,204
<b>Government Payments</b>	\$1,000	\$140,000
Average Per Farm Receiving Payments	\$111	\$993

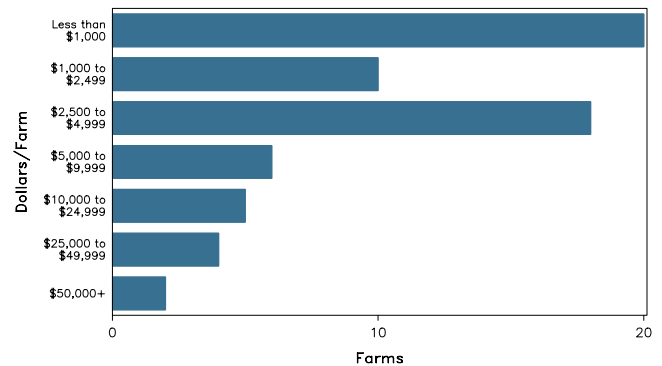
See footnotes on reverse page.

### Farms with Women Principal Operators

Farms by Size



Farms by Economic Size



# 2007 CENSUS OF AGRICULTURE

## Monroe County – West Virginia Farms with Women Principal Operators

### Selected Highlights

Item	Farms	Quantity
<b>MARKET VALUE OF AGRICULTURAL PRODUCTS SOLD (\$1,000)</b>		
Total value of agricultural products sold	65	720
Value of crops including nursery and greenhouse	26	177
Value of livestock, poultry, and their products	34	543
<b>VALUE OF SALES BY COMMODITY GROUP (\$1,000)</b>		
Grains, oilseeds, dry beans, and dry peas	-	-
Tobacco	-	-
Cotton and cottonseed	-	-
Vegetables, melons, potatoes and sweet potatoes	3	(D)
Fruits, tree nuts, and berries	-	-
Nursery, greenhouse, floriculture, and sod	4	(D)
Cut Christmas trees and short rotation woody crops	-	-
Other crops and hay	22	40
Poultry and eggs	2	(D)
Cattle and calves	28	(D)
Milk and other dairy products from cows	1	(D)
Hogs and pigs	4	7
Sheep, goats, and their products	3	(D)
Horses, ponies, mules, burros, and donkeys	4	40
Aquaculture	-	-
Other animals and other animal products	2	(D)
<b>TOP CROP ITEMS (acres)</b>		
Forage - land used for all hay and haylage, grass silage, and greenchop	43	995
Corn for silage or greenchop	1	(D)
Vegetables harvested for sale	3	2
Floriculture crops, total	1	(D)
Beans, snap	3	(D)
<b>TOP LIVESTOCK INVENTORY ITEMS (number)</b>		
Cattle and calves	27	696
Horses and ponies	27	166
Sheep and lambs	2	(D)
Layers	4	76
Pullets for laying flock replacement	2	(D)

### Operator Characteristics

Item	Quantity
Primary occupation:	
Farming	24
Other	41
Days worked off farm:	
None	21
Any	44
Years on present farm:	
2 years or less	3
3 to 4 years	5
5 to 9 years	13
10 years or more	44
Age group:	
Under 45 years	14
45 to 64 years	35
65 years and over	16
Average age of principal operator (years)	57.1

### Economic Characteristics

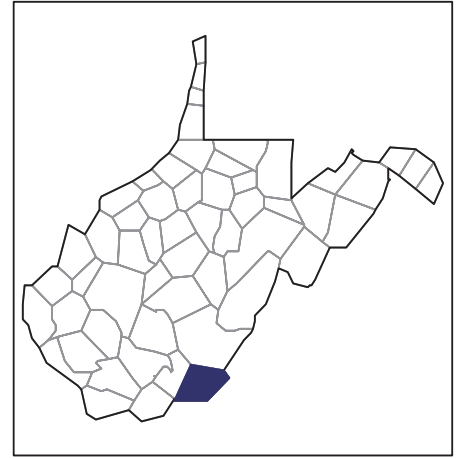
Item	Quantity
Farms by value of sales:	
Less than \$1,000	20
\$1,000 to \$2,499	10
\$2,500 to \$4,999	18
\$5,000 to \$9,999	6
\$10,000 to \$49,999	9
\$50,000 to \$99,999	1
\$100,000 to \$249,999	-
\$250,000 to \$499,999	1
\$500,000 or more	-
Total farm production expenses (\$1,000)	731
Average per farm (\$)	11,245
Net cash farm income of operation (\$1,000)	10
Average per farm (\$)	150
Value of agricultural products sold directly to individuals for human consumption (\$1,000)	3
Total organic product sales (\$1,000)	-
Total income from farm-related sources, gross before taxes and expenses (\$1,000)	20

See "Census of Agriculture, Volume 1, Geographic Area Series" for complete footnotes, explanations, definitions, and methodology.  
(D) Cannot be disclosed. (Z) Less than half of the unit shown.

# 2007 CENSUS *OF* AGRICULTURE

## Monroe County – West Virginia

### Farms with Spanish, Hispanic, or Latino Operators Compared with All Farms



Data are not available at this geographic level for farms with Spanish, Hispanic, or Latino operators.



United States Department of Agriculture  
National Agricultural Statistics Service

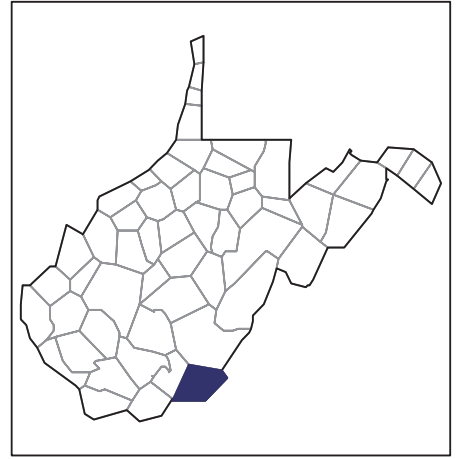
[www.agcensus.usda.gov](http://www.agcensus.usda.gov)



# 2007 CENSUS OF AGRICULTURE

## Monroe County – West Virginia

### Farms with American Indian or Alaska Native Operators Compared with All Farms



Data are not available at this geographic level for farms with American Indian or Alaska Native operators.



United States Department of Agriculture  
National Agricultural Statistics Service

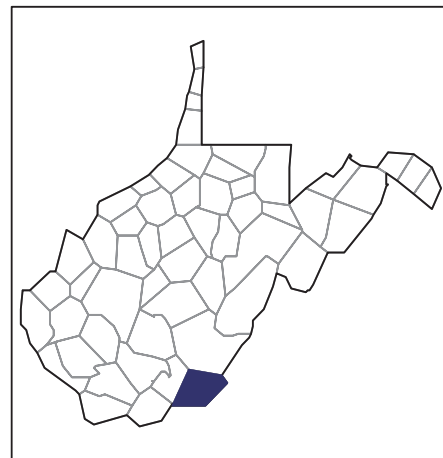
[www.agcensus.usda.gov](http://www.agcensus.usda.gov)



# 2007 CENSUS OF AGRICULTURE

**Monroe County – West Virginia**

**Farms with Asian Operators  
Compared with All Farms**



**Data are not available at this geographic level for farms with Asian operators.**



United States Department of Agriculture  
National Agricultural Statistics Service

[www.agcensus.usda.gov](http://www.agcensus.usda.gov)

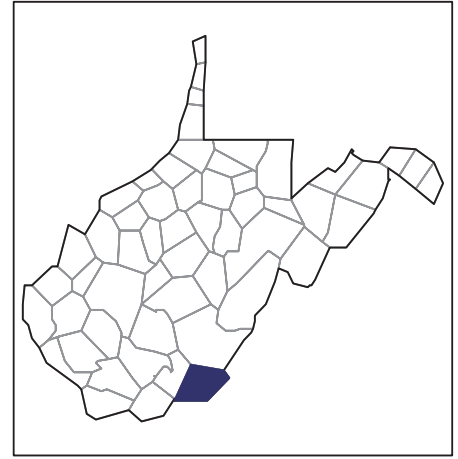




# 2007 CENSUS *OF* AGRICULTURE

**Monroe County – West Virginia**

**Farms with Black or African American  
Operators Compared with All Farms**



**Data are not available at this geographic level for farms with Black or African American operators.**



United States Department of Agriculture  
National Agricultural Statistics Service

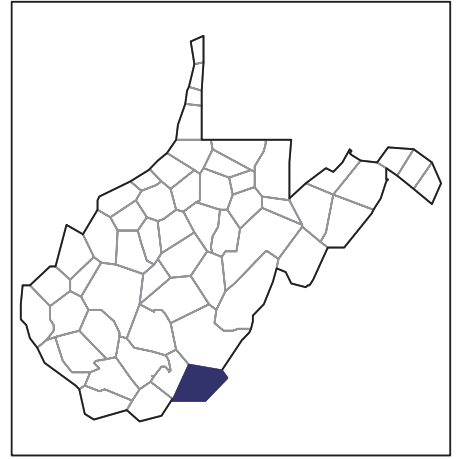
[www.agcensus.usda.gov](http://www.agcensus.usda.gov)



# 2007 CENSUS OF AGRICULTURE

## Monroe County – West Virginia

### Farms with Native Hawaiian or Other Pacific Islander Operators Compared with All Farms



Data are not available at this geographic level for farms with Native Hawaiian or Other Pacific Islander operators.



United States Department of Agriculture  
National Agricultural Statistics Service

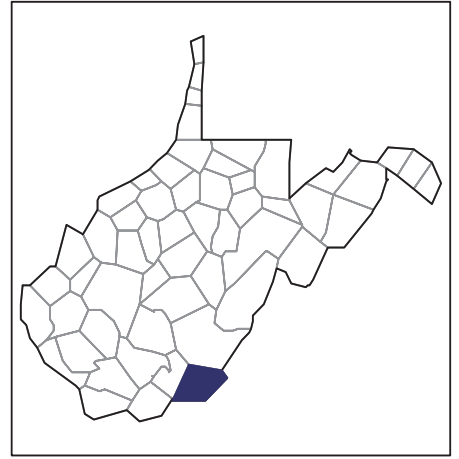
[www.agcensus.usda.gov](http://www.agcensus.usda.gov)



# 2007 CENSUS OF AGRICULTURE

**Monroe County – West Virginia**

**Farms with White Operators  
Compared with All Farms**



**Data are not available at this geographic level for farms with White operators.**



United States Department of Agriculture  
National Agricultural Statistics Service

[www.agcensus.usda.gov](http://www.agcensus.usda.gov)

