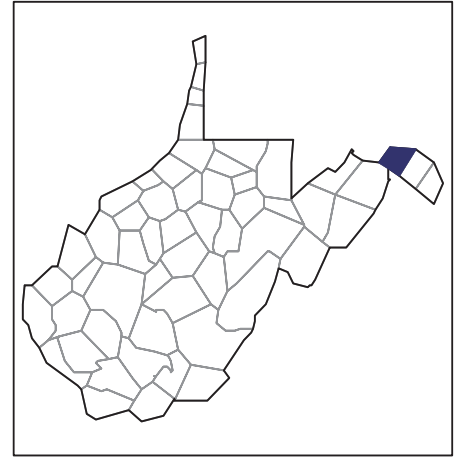


2007 CENSUS OF AGRICULTURE



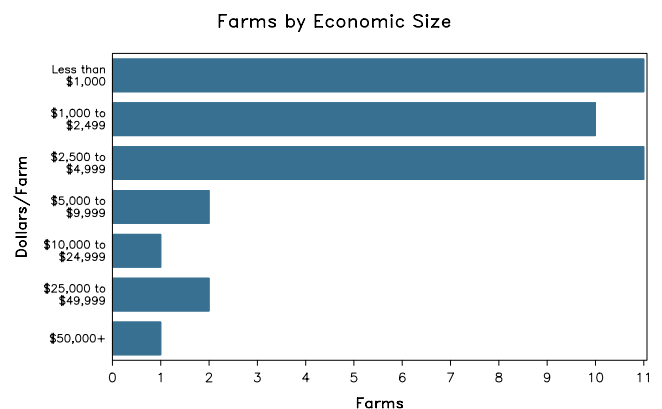
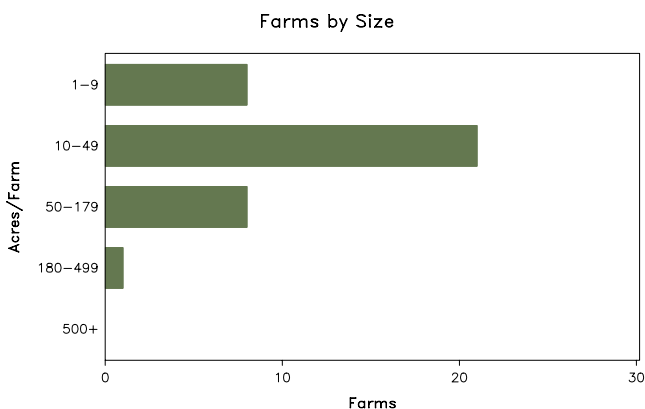
Morgan County – West Virginia

Farms with Women Principal Operators Compared with All Farms

	Women Principal Operators	All Farms
Number of Farms	38	212
Land in Farms	1,497 acres	22,440 acres
Average Size of Farm	39 acres	106 acres
Market Value of Products Sold	\$198,000	\$1,851,000
Crop Sales	\$139,000	\$1,032,000
Livestock Sales	\$59,000	\$819,000
Average Per Farm	\$5,215	\$8,733
Government Payments	(D)	\$32,000
Average Per Farm Receiving Payments	(D)	\$842

See footnotes on reverse page.

Farms with Women Principal Operators



2007 CENSUS OF AGRICULTURE

Morgan County – West Virginia Farms with Women Principal Operators

Selected Highlights

Item	Farms	Quantity
MARKET VALUE OF AGRICULTURAL PRODUCTS SOLD (\$1,000)		
Total value of agricultural products sold	38	198
Value of crops including nursery and greenhouse	17	139
Value of livestock, poultry, and their products	22	59
VALUE OF SALES BY COMMODITY GROUP (\$1,000)		
Grains, oilseeds, dry beans, and dry peas	2	(D)
Tobacco	-	-
Cotton and cottonseed	-	-
Vegetables, melons, potatoes and sweet potatoes	2	(D)
Fruits, tree nuts, and berries	2	(D)
Nursery, greenhouse, floriculture, and sod	4	(D)
Cut Christmas trees and short rotation woody crops	1	(D)
Other crops and hay	6	19
Poultry and eggs	4	4
Cattle and calves	6	(D)
Milk and other dairy products from cows	-	-
Hogs and pigs	3	(D)
Sheep, goats, and their products	5	2
Horses, ponies, mules, burros, and donkeys	12	22
Aquaculture	-	-
Other animals and other animal products	-	-
TOP CROP ITEMS (acres)		
Forage - land used for all hay and haylage, grass silage, and greenchop	14	440
Vegetables harvested for sale	2	(D)
Apples	2	(D)
Cut Christmas trees	1	(D)
Corn for grain	2	(D)
TOP LIVESTOCK INVENTORY ITEMS (number)		
Horses and ponies	22	160
Layers	6	140
Cattle and calves	9	101
Turkeys	2	(D)
Rabbits and their pelts	2	(D)

Operator Characteristics

Item	Quantity
Primary occupation:	
Farming	24
Other	14
Days worked off farm:	
None	14
Any	24
Years on present farm:	
2 years or less	3
3 to 4 years	3
5 to 9 years	23
10 years or more	9
Age group:	
Under 45 years	12
45 to 64 years	15
65 years and over	11
Average age of principal operator (years)	53.6

Economic Characteristics

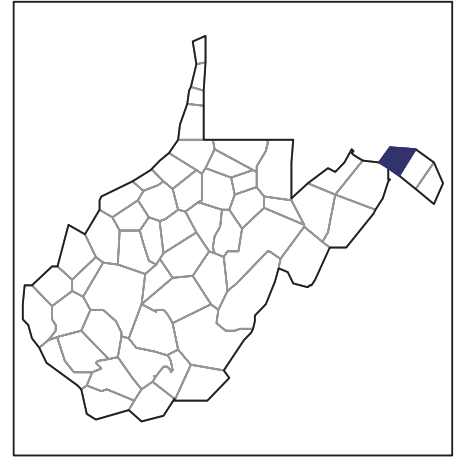
Item	Quantity
Farms by value of sales:	
Less than \$1,000	11
\$1,000 to \$2,499	10
\$2,500 to \$4,999	11
\$5,000 to \$9,999	2
\$10,000 to \$49,999	3
\$50,000 to \$99,999	1
\$100,000 to \$249,999	-
\$250,000 to \$499,999	-
\$500,000 or more	-
Total farm production expenses (\$1,000)	406
Average per farm (\$)	10,685
Net cash farm income of operation (\$1,000)	-203
Average per farm (\$)	-5,348
Value of agricultural products sold directly to individuals for human consumption (\$1,000)	11
Total organic product sales (\$1,000)	-
Total income from farm-related sources, gross before taxes and expenses (\$1,000)	4

See "Census of Agriculture, Volume 1, Geographic Area Series" for complete footnotes, explanations, definitions, and methodology.
(D) Cannot be disclosed. (Z) Less than half of the unit shown.

2007 CENSUS OF AGRICULTURE

Morgan County – West Virginia

Farms with Spanish, Hispanic, or Latino Operators Compared with All Farms



Data are not available at this geographic level for farms with Spanish, Hispanic, or Latino operators.



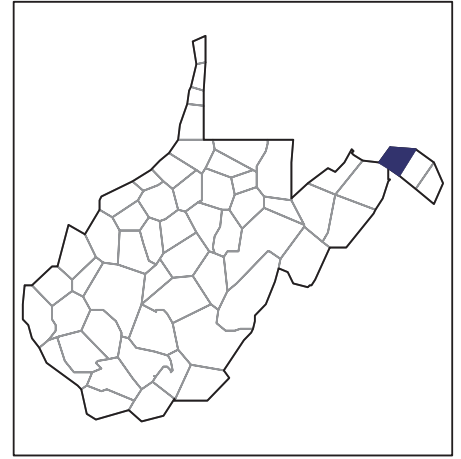
United States Department of Agriculture
National Agricultural Statistics Service

www.agcensus.usda.gov

2007 CENSUS OF AGRICULTURE

Morgan County – West Virginia

Farms with American Indian or Alaska Native Operators Compared with All Farms



Data are not available at this geographic level for farms with American Indian or Alaska Native operators.



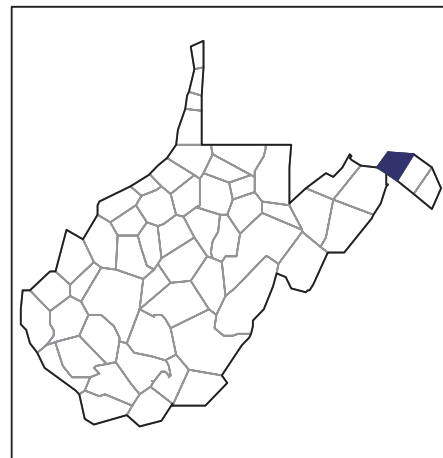
United States Department of Agriculture
National Agricultural Statistics Service

www.agcensus.usda.gov

2007 CENSUS *OF* AGRICULTURE

Morgan County – West Virginia

**Farms with Asian Operators
Compared with All Farms**



Data are not available at this geographic level for farms with Asian operators.



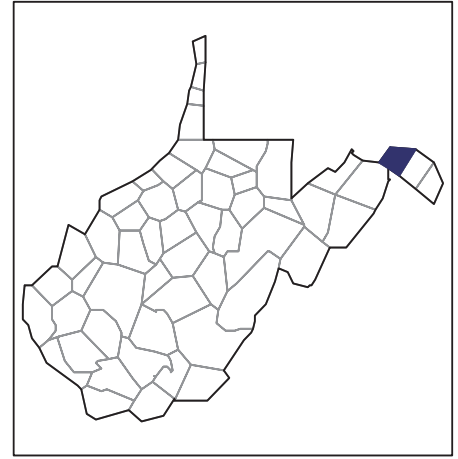
United States Department of Agriculture
National Agricultural Statistics Service

www.agcensus.usda.gov

2007 CENSUS OF AGRICULTURE

Morgan County – West Virginia

Farms with Black or African American Operators Compared with All Farms



Data are not available at this geographic level for farms with Black or African American operators.



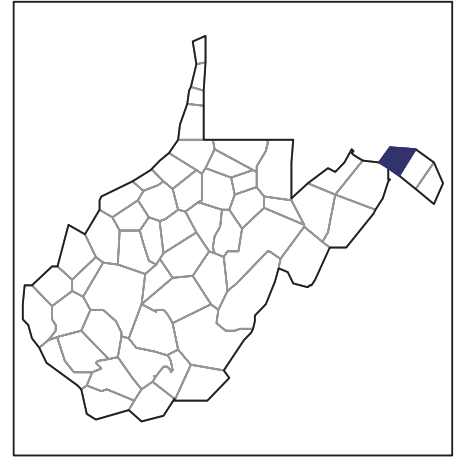
United States Department of Agriculture
National Agricultural Statistics Service

www.agcensus.usda.gov

2007 CENSUS OF AGRICULTURE

Morgan County – West Virginia

Farms with Native Hawaiian or Other Pacific Islander Operators Compared with All Farms



Data are not available at this geographic level for farms with Native Hawaiian or Other Pacific Islander operators.



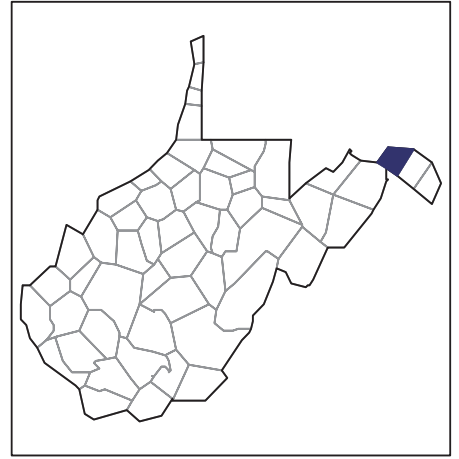
United States Department of Agriculture
National Agricultural Statistics Service

www.agcensus.usda.gov

2007 CENSUS *OF* AGRICULTURE

Morgan County – West Virginia

**Farms with White Operators
Compared with All Farms**



Data are not available at this geographic level for farms with White operators.



United States Department of Agriculture
National Agricultural Statistics Service

www.agcensus.usda.gov

