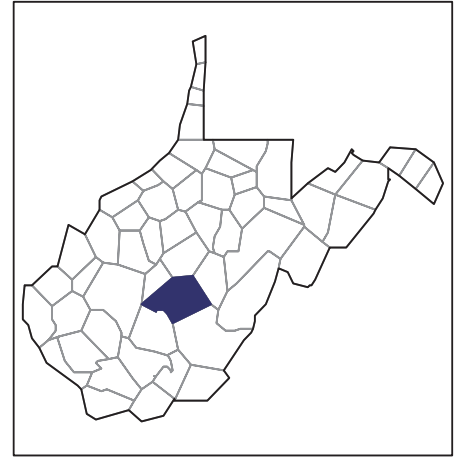


2007 CENSUS OF AGRICULTURE



Nicholas County – West Virginia

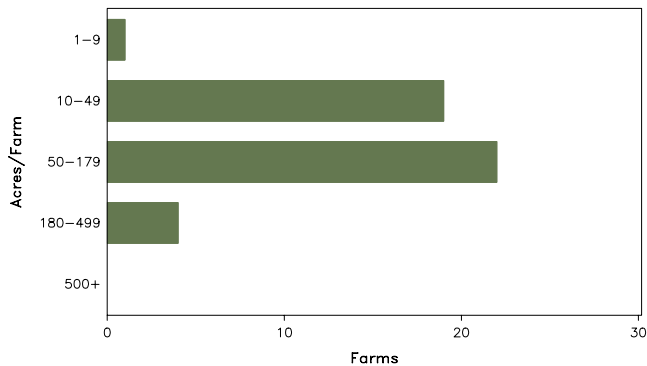
Farms with Women Principal Operators Compared with All Farms

	Women Principal Operators	All Farms
Number of Farms	46	434
Land in Farms	3,584 acres	51,332 acres
Average Size of Farm	78 acres	118 acres
Market Value of Products Sold	\$119,000	\$2,713,000
Crop Sales	\$19,000	\$420,000
Livestock Sales	\$101,000	\$2,293,000
Average Per Farm	\$2,596	\$6,252
Government Payments	\$2,000	\$18,000
Average Per Farm Receiving Payments	\$274	\$476

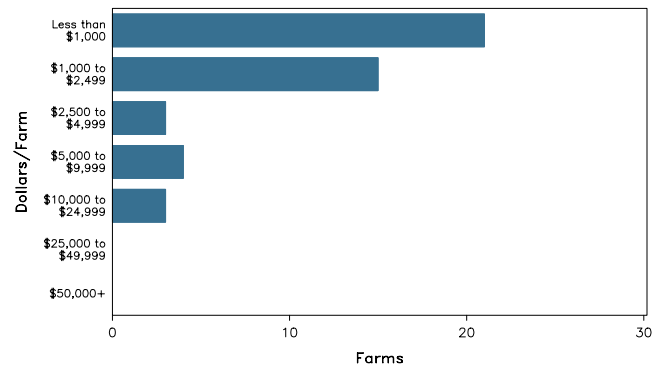
See footnotes on reverse page.

Farms with Women Principal Operators

Farms by Size



Farms by Economic Size



2007 CENSUS OF AGRICULTURE

Nicholas County – West Virginia Farms with Women Principal Operators

Selected Highlights

Item	Farms	Quantity
MARKET VALUE OF AGRICULTURAL PRODUCTS SOLD (\$1,000)		
Total value of agricultural products sold	46	119
Value of crops including nursery and greenhouse	16	19
Value of livestock, poultry, and their products	30	101
VALUE OF SALES BY COMMODITY GROUP (\$1,000)		
Grains, oilseeds, dry beans, and dry peas	-	-
Tobacco	-	-
Cotton and cottonseed	-	-
Vegetables, melons, potatoes and sweet potatoes	2	(D)
Fruits, tree nuts, and berries	2	(D)
Nursery, greenhouse, floriculture, and sod	1	(D)
Cut Christmas trees and short rotation woody crops	-	-
Other crops and hay	11	9
Poultry and eggs	6	3
Cattle and calves	17	87
Milk and other dairy products from cows	-	-
Hogs and pigs	-	-
Sheep, goats, and their products	3	(D)
Horses, ponies, mules, burros, and donkeys	6	(D)
Aquaculture	-	-
Other animals and other animal products	4	1
TOP CROP ITEMS (acres)		
Forage - land used for all hay and haylage, grass silage, and greenchop	29	595
Vegetables harvested for sale	2	(D)
Apples	2	(D)
Potatoes	2	(D)
Sweet corn	2	(D)
TOP LIVESTOCK INVENTORY ITEMS (number)		
Cattle and calves	24	359
Layers	12	233
Goats, all	4	74
Horses and ponies	17	62
Colonies of bees	7	30

Operator Characteristics

Item	Quantity
Primary occupation:	
Farming	16
Other	30
Days worked off farm:	
None	25
Any	21
Years on present farm:	
2 years or less	3
3 to 4 years	1
5 to 9 years	-
10 years or more	42
Age group:	
Under 45 years	7
45 to 64 years	21
65 years and over	18
Average age of principal operator (years)	59.9

Economic Characteristics

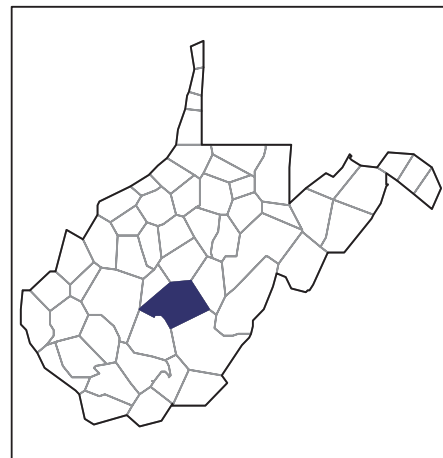
Item	Quantity
Farms by value of sales:	
Less than \$1,000	21
\$1,000 to \$2,499	15
\$2,500 to \$4,999	3
\$5,000 to \$9,999	4
\$10,000 to \$49,999	3
\$50,000 to \$99,999	-
\$100,000 to \$249,999	-
\$250,000 to \$499,999	-
\$500,000 or more	-
Total farm production expenses (\$1,000)	282
Average per farm (\$)	6,140
Net cash farm income of operation (\$1,000)	-155
Average per farm (\$)	-3,378
Value of agricultural products sold directly to individuals for human consumption (\$1,000)	(D)
Total organic product sales (\$1,000)	-
Total income from farm-related sources, gross before taxes and expenses (\$1,000)	(D)

See "Census of Agriculture, Volume 1, Geographic Area Series" for complete footnotes, explanations, definitions, and methodology.
(D) Cannot be disclosed. (Z) Less than half of the unit shown.

2007 CENSUS OF AGRICULTURE

Nicholas County – West Virginia

Farms with Spanish, Hispanic, or Latino Operators Compared with All Farms



Data are not available at this geographic level for farms with Spanish, Hispanic, or Latino operators.



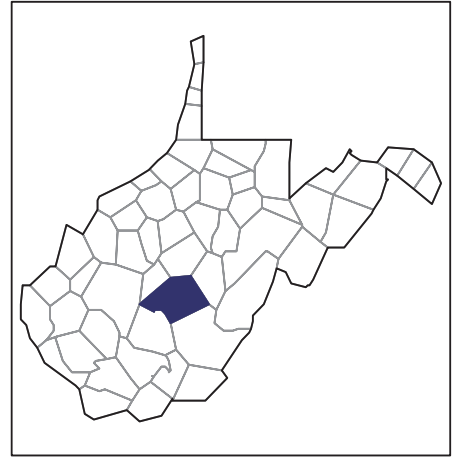
United States Department of Agriculture
National Agricultural Statistics Service

www.agcensus.usda.gov

2007 CENSUS *OF* AGRICULTURE

Nicholas County – West Virginia

**Farms with American Indian or Alaska
Native Operators Compared with All
Farms**



Data are not available at this geographic level for farms with American Indian or Alaska Native operators.



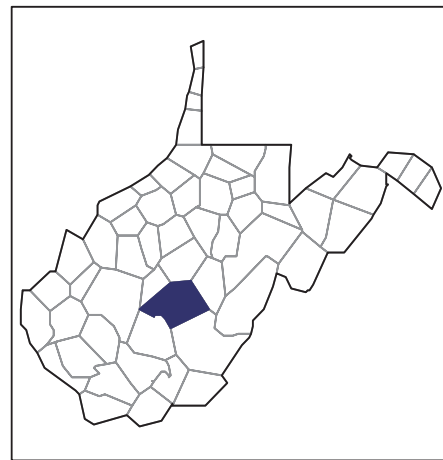
United States Department of Agriculture
National Agricultural Statistics Service

www.agcensus.usda.gov

2007 CENSUS OF AGRICULTURE

Nicholas County – West Virginia

Farms with Asian Operators
Compared with All Farms



Data are not available at this geographic level for farms with Asian operators.



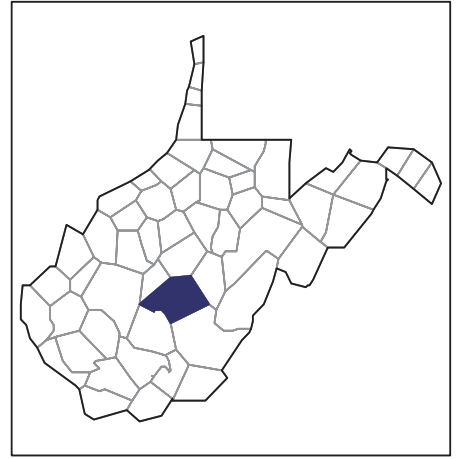
United States Department of Agriculture
National Agricultural Statistics Service

www.agcensus.usda.gov

2007 CENSUS *OF* AGRICULTURE

Nicholas County – West Virginia

**Farms with Black or African American
Operators Compared with All Farms**



Data are not available at this geographic level for farms with Black or African American operators.



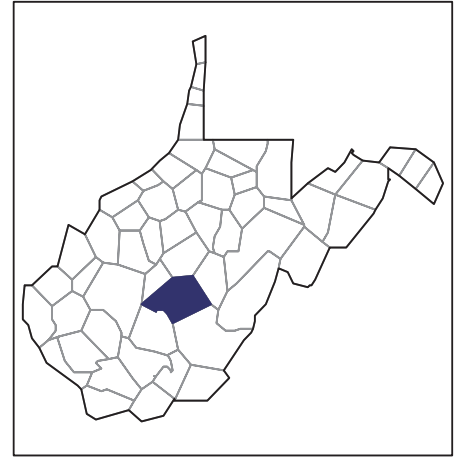
United States Department of Agriculture
National Agricultural Statistics Service

www.agcensus.usda.gov

2007 CENSUS OF AGRICULTURE

Nicholas County – West Virginia

Farms with Native Hawaiian or Other Pacific Islander Operators Compared with All Farms



Data are not available at this geographic level for farms with Native Hawaiian or Other Pacific Islander operators.



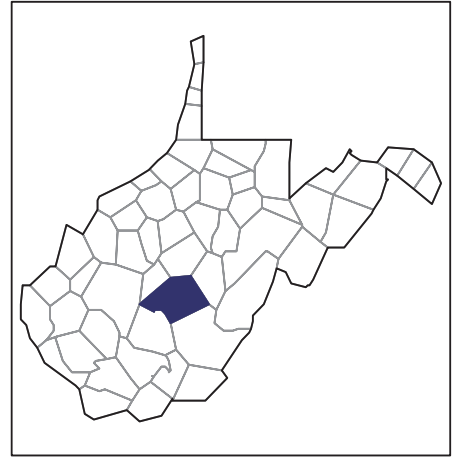
United States Department of Agriculture
National Agricultural Statistics Service

www.agcensus.usda.gov

2007 CENSUS OF AGRICULTURE

Nicholas County – West Virginia

Farms with White Operators
Compared with All Farms



Data are not available at this geographic level for farms with White operators.



United States Department of Agriculture
National Agricultural Statistics Service

www.agcensus.usda.gov

