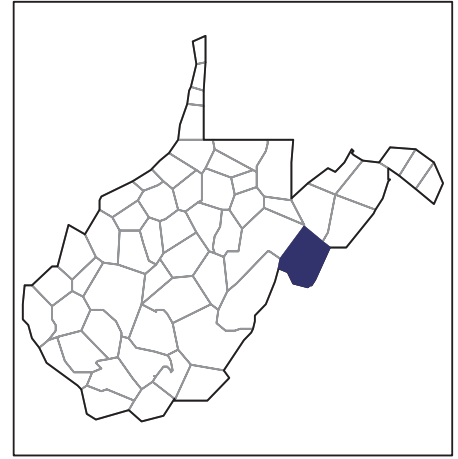


# 2007 CENSUS OF AGRICULTURE



## Pendleton County – West Virginia

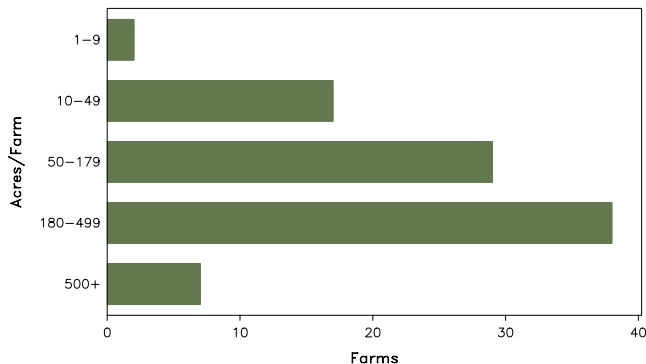
### Farms with Women Principal Operators Compared with All Farms

	Women Principal Operators	All Farms
<b>Number of Farms</b>	93	600
<b>Land in Farms</b>	21,415 acres	169,876 acres
<b>Average Size of Farm</b>	230 acres	283 acres
<b>Market Value of Products Sold</b>	\$8,721,000	\$91,788,000
Crop Sales	\$44,000	\$1,406,000
Livestock Sales	\$8,677,000	\$90,381,000
Average Per Farm	\$93,773	\$152,980
<b>Government Payments</b>	\$14,000	\$131,000
Average Per Farm Receiving Payments	\$510	\$1,025

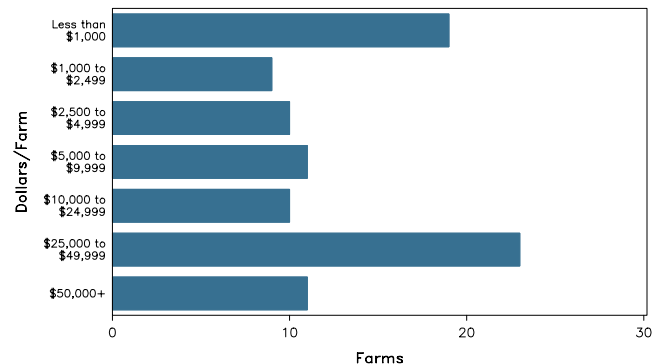
See footnotes on reverse page.

### Farms with Women Principal Operators

Farms by Size



Farms by Economic Size



# 2007 CENSUS OF AGRICULTURE

## Pendleton County – West Virginia Farms with Women Principal Operators

### Selected Highlights

Item	Farms	Quantity
<b>MARKET VALUE OF AGRICULTURAL PRODUCTS SOLD (\$1,000)</b>		
Total value of agricultural products sold	93	8,721
Value of crops including nursery and greenhouse	17	44
Value of livestock, poultry, and their products	79	8,677
<b>VALUE OF SALES BY COMMODITY GROUP (\$1,000)</b>		
Grains, oilseeds, dry beans, and dry peas	2	(D)
Tobacco	-	-
Cotton and cottonseed	-	-
Vegetables, melons, potatoes and sweet potatoes	3	(D)
Fruits, tree nuts, and berries	-	-
Nursery, greenhouse, floriculture, and sod	-	-
Cut Christmas trees and short rotation woody crops	-	-
Other crops and hay	15	35
Poultry and eggs	20	6,750
Cattle and calves	63	(D)
Milk and other dairy products from cows	-	-
Hogs and pigs	-	-
Sheep, goats, and their products	29	(D)
Horses, ponies, mules, burros, and donkeys	2	(D)
Aquaculture	-	-
Other animals and other animal products	-	-
<b>TOP CROP ITEMS (acres)</b>		
Forage - land used for all hay and haylage, grass silage, and greenchop	58	1,770
Corn for silage or greenchop	6	198
Corn for grain	2	(D)
Vegetables harvested for sale	3	(D)
Beans, snap	1	(D)
<b>TOP LIVESTOCK INVENTORY ITEMS (number)</b>		
Broilers and other meat-type chickens	2	(D)
Turkeys	8	62,070
Layers	14	(D)
Cattle and calves	67	3,818
Sheep and lambs	25	954

### Operator Characteristics

Item	Quantity
Primary occupation:	
Farming	29
Other	64
Days worked off farm:	
None	27
Any	66
Years on present farm:	
2 years or less	-
3 to 4 years	4
5 to 9 years	7
10 years or more	82
Age group:	
Under 45 years	14
45 to 64 years	37
65 years and over	42
Average age of principal operator (years)	61.8

### Economic Characteristics

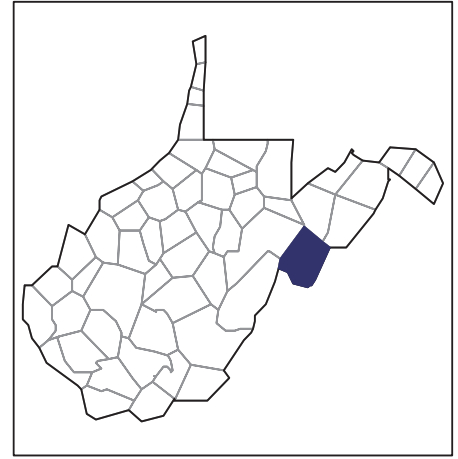
Item	Quantity
Farms by value of sales:	
Less than \$1,000	19
\$1,000 to \$2,499	9
\$2,500 to \$4,999	11
\$5,000 to \$9,999	10
\$10,000 to \$49,999	33
\$50,000 to \$99,999	-
\$100,000 to \$249,999	3
\$250,000 to \$499,999	4
\$500,000 or more	4
Total farm production expenses (\$1,000)	6,996
Average per farm (\$)	75,228
Net cash farm income of operation (\$1,000)	1,924
Average per farm (\$)	20,689
Value of agricultural products sold directly to individuals for human consumption (\$1,000)	8
Total organic product sales (\$1,000)	-
Total income from farm-related sources, gross before taxes and expenses (\$1,000)	185

See "Census of Agriculture, Volume 1, Geographic Area Series" for complete footnotes, explanations, definitions, and methodology.  
(D) Cannot be disclosed. (Z) Less than half of the unit shown.

# 2007 CENSUS OF AGRICULTURE

## Pendleton County – West Virginia

### Farms with Spanish, Hispanic, or Latino Operators Compared with All Farms



Data are not available at this geographic level for farms with Spanish, Hispanic, or Latino operators.



United States Department of Agriculture  
National Agricultural Statistics Service

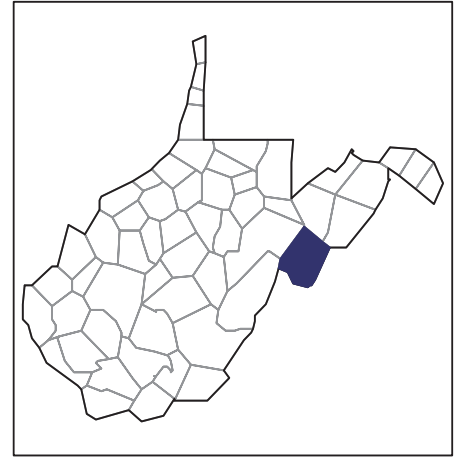
[www.agcensus.usda.gov](http://www.agcensus.usda.gov)



# 2007 CENSUS OF AGRICULTURE

## Pendleton County – West Virginia

### Farms with American Indian or Alaska Native Operators Compared with All Farms



Data are not available at this geographic level for farms with American Indian or Alaska Native operators.



United States Department of Agriculture  
National Agricultural Statistics Service

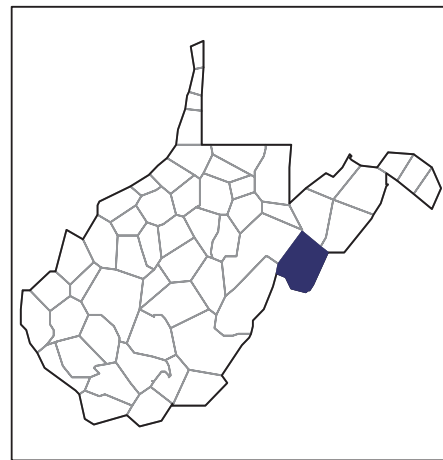
[www.agcensus.usda.gov](http://www.agcensus.usda.gov)



# 2007 CENSUS OF AGRICULTURE

**Pendleton County – West Virginia**

**Farms with Asian Operators  
Compared with All Farms**



**Data are not available at this geographic level for farms with Asian operators.**



United States Department of Agriculture  
National Agricultural Statistics Service

[www.agcensus.usda.gov](http://www.agcensus.usda.gov)

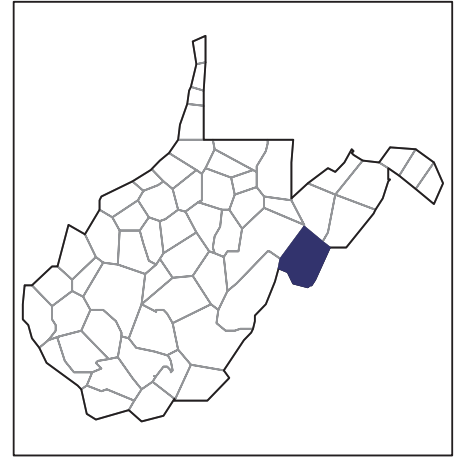




# 2007 CENSUS OF AGRICULTURE

## Pendleton County – West Virginia

### Farms with Black or African American Operators Compared with All Farms



Data are not available at this geographic level for farms with Black or African American operators.



United States Department of Agriculture  
National Agricultural Statistics Service

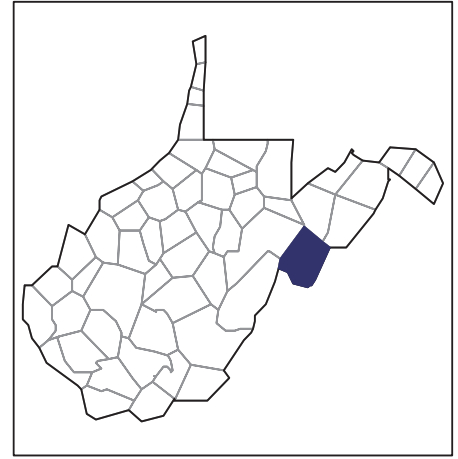
[www.agcensus.usda.gov](http://www.agcensus.usda.gov)



# 2007 CENSUS OF AGRICULTURE

## Pendleton County – West Virginia

### Farms with Native Hawaiian or Other Pacific Islander Operators Compared with All Farms



Data are not available at this geographic level for farms with Native Hawaiian or Other Pacific Islander operators.



United States Department of Agriculture  
National Agricultural Statistics Service

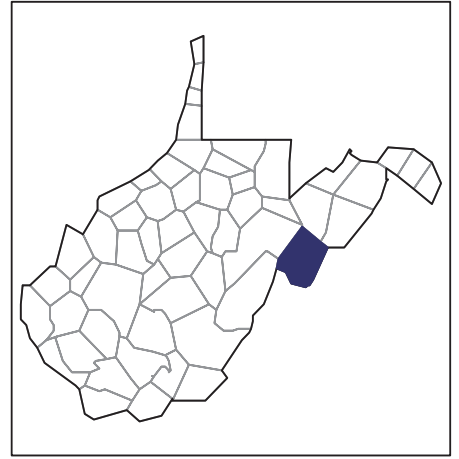
[www.agcensus.usda.gov](http://www.agcensus.usda.gov)



# 2007 CENSUS OF AGRICULTURE

Pendleton County – West Virginia

Farms with White Operators  
Compared with All Farms



Data are not available at this geographic level for farms with White operators.



United States Department of Agriculture  
National Agricultural Statistics Service

[www.agcensus.usda.gov](http://www.agcensus.usda.gov)

